



US00D469868S

(12) **United States Design Patent**
Bruce et al.

(10) **Patent No.:** **US D469,868 S**
(45) **Date of Patent:** **** Feb. 4, 2003**

(54) **ABSORBENT ARTICLE**

(75) Inventors: **Anne Holland Bruce**, Cincinnati, OH (US); **Sheri Keeler**, West Harrison, IN (US); **John Richard Noel**, Cincinnati, OH (US)

(73) Assignee: **The Procter & Gamble Company**, Cincinnati, OH (US)

(**) Term: **14 Years**

(21) Appl. No.: **29/150,417**

(22) Filed: **Nov. 21, 2001**

(51) **LOC (7) Cl.** **24-04**

(52) **U.S. Cl.** **D24/125**

(58) **Field of Search** D24/124, 125;
604/358, 364-367, 375, 378, 379, 385.01,
386, 387

(56) **References Cited**

U.S. PATENT DOCUMENTS

D247,368 S * 2/1978 Whitehead D24/125
D300,658 S * 4/1989 Sneider D24/125

4,848,572 A * 7/1989 Herrera 206/440
D426,887 S * 6/2000 Rubio D24/125
D443,358 S * 6/2001 Jonsdottir D24/125
D454,195 S * 3/2002 Kitzinger et al. D24/125

* cited by examiner

Primary Examiner—Stella Reid

(74) *Attorney, Agent, or Firm*—Eileen L. Hughett; Ken K. Patel; Steven W. Miller

(57) **CLAIM**

The ornamental design for an absorbent article, as shown and described.

DESCRIPTION

FIG. 1 is a top plan view of an absorbent article embodying our new design;
FIG. 2 is a right side elevational view thereof; the left side elevational view being a mirror image;
FIG. 3 is a front elevational view thereof;
FIG. 4 is a rear elevational view of thereof;
FIG. 5 is a bottom plan view thereof; and,
FIG. 6 is an enlarged view of a portion of the edge of the article as indicated by line 6 of FIG. 1.

1 Claim, 2 Drawing Sheets

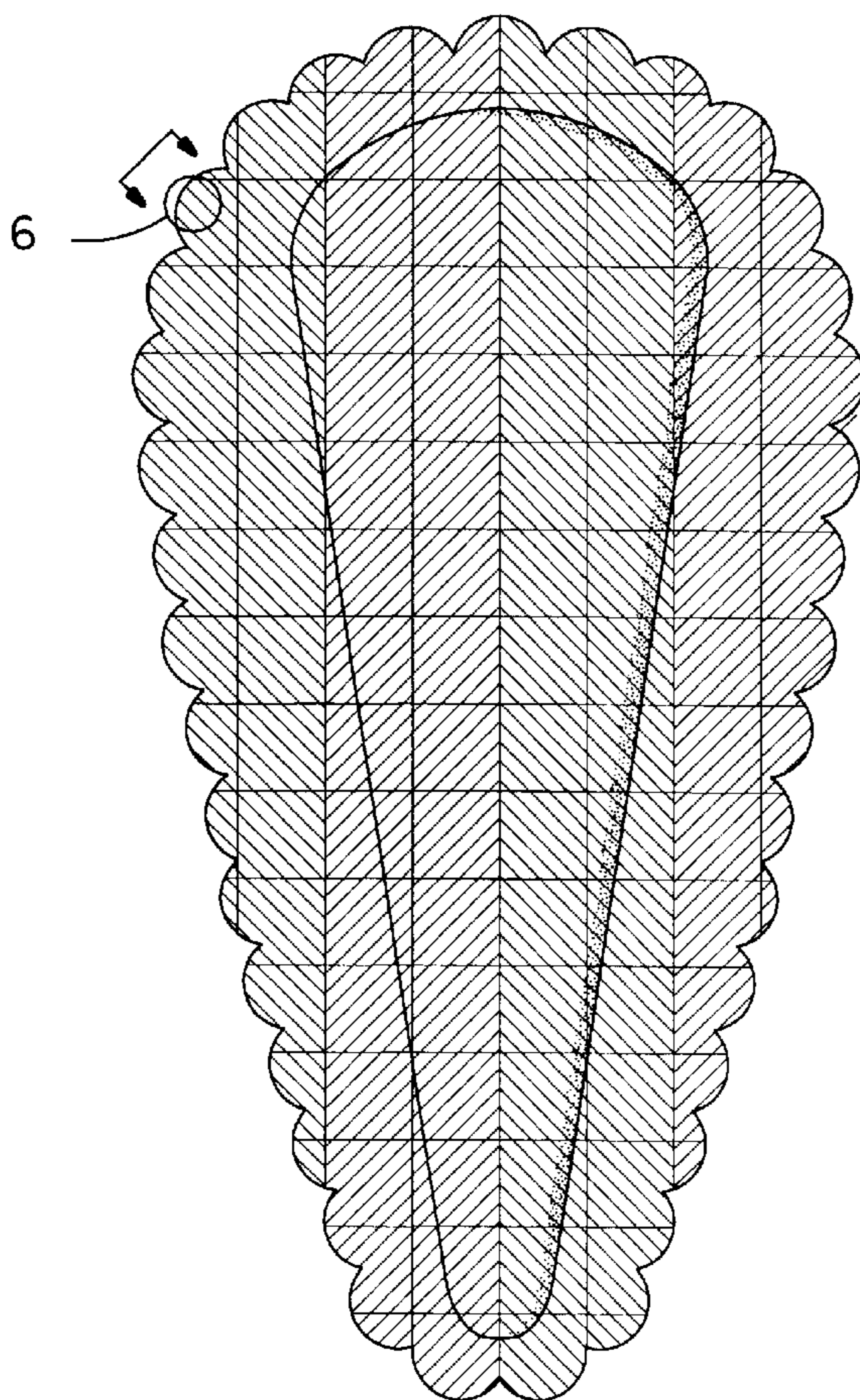


Fig. 3

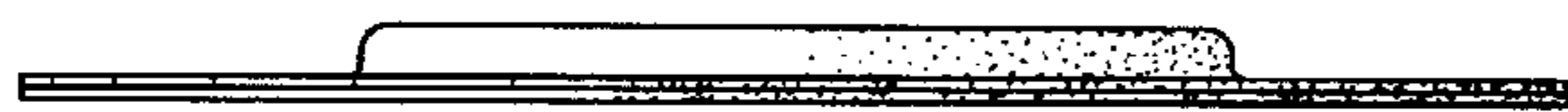


Fig. 1

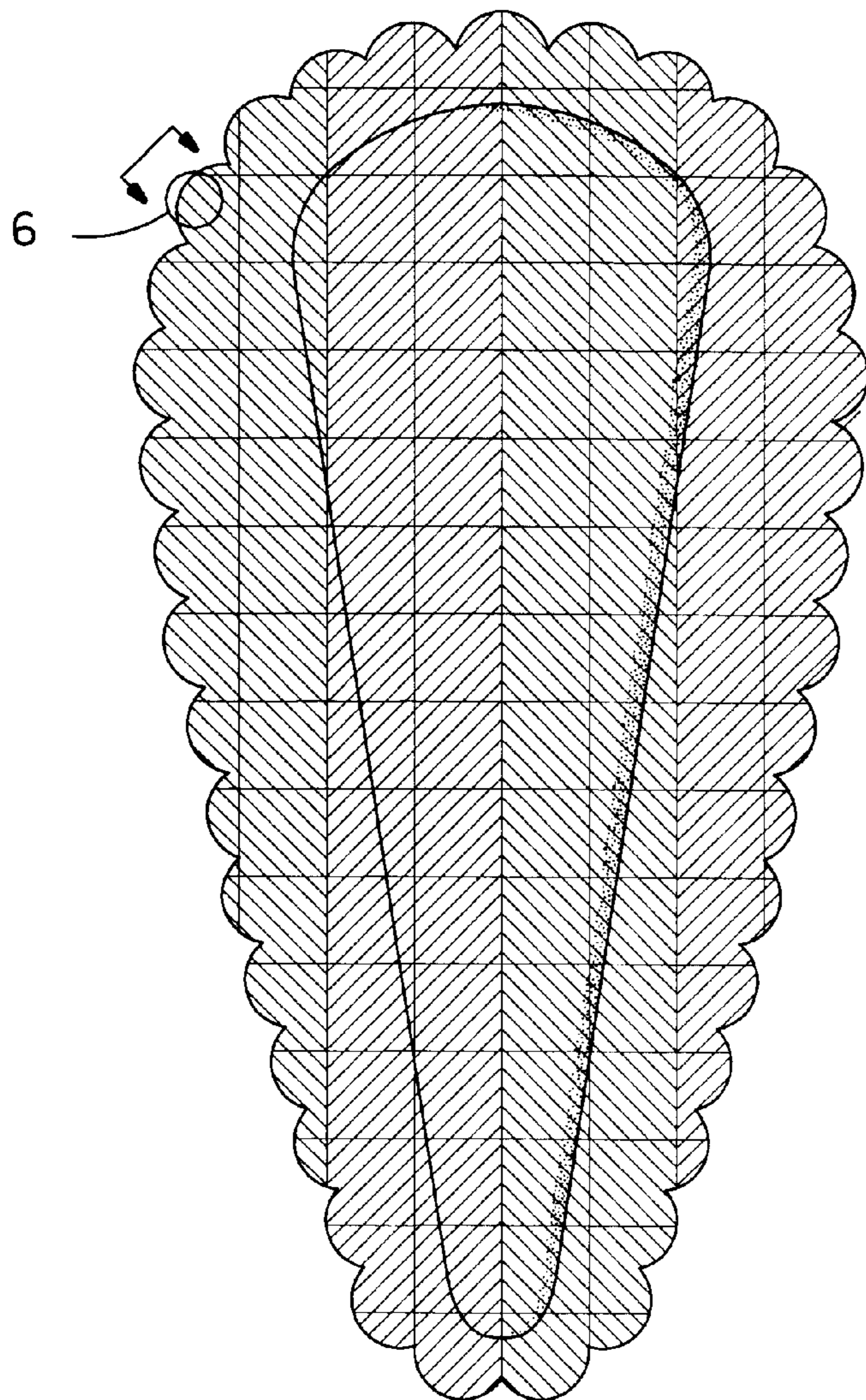


Fig. 2



Fig. 4




Fig. 5




Fig. 6

