



US00D469867S

(12) **United States Design Patent**
Masuda et al.

(10) **Patent No.:** **US D469,867 S**

(45) **Date of Patent:** **** Feb. 4, 2003**

(54) **PORTION OF A PACKAGE FOR MEDICAL FLUID**

6,308,747 B1 * 10/2001 Farris 222/107
D458,366 S * 6/2002 Hellberg et al. D24/115

(75) Inventors: **Yoshito Masuda**, Tokushima (JP);
Takakuni Matsuda, Tokushima (JP)

* cited by examiner

(73) Assignee: **Otsuka Pharmaceutical Co., Ltd.**,
Tokyo (JP)

Primary Examiner—Ian Simmons
(74) *Attorney, Agent, or Firm*—Finnegan, Henderson,
Farabow, Garrett & Dunner LLP

(**) Term: **14 Years**

(57) **CLAIM**

(21) Appl. No.: **29/150,664**

The ornamental design for a portion of a package for
medical fluid, as shown and described.

(22) Filed: **Nov. 28, 2001**

DESCRIPTION

(51) **LOC (7) Cl.** **24-02**

(52) **U.S. Cl.** **D24/115**

(58) **Field of Search** D24/115, 117;
D9/302, 344, 443, 442, 306; 215/46, 49,
48; 206/528, 530, 534.1, 532, 820, 484,
480, 484.2; 604/200, 212, 217; 222/107,
215, 541.1, 541.4, 541.6, 541.9, 92

FIG. 1 is a perspective view of a portion of a package for
medical fluid showing our new design;
FIG. 2 is a front elevation view thereof, a rear elevation view
thereof being a mirror image;
FIG. 3 is a right side view thereof, a left side view thereof
being a mirror image;
FIG. 4 is a top plan view thereof; and,
FIG. 5 is a bottom plan view thereof.

(56) **References Cited**

In FIGS. 1–5, the portion which is shown by the solid lines
are the claimed design; however, the dotted lines environ-
mental showing are for illustrative purpose only and do not
form part of the claimed design.

U.S. PATENT DOCUMENTS

5,409,125 A * 4/1995 Kimber et al. D24/115
D362,390 S * 9/1995 Weiler D24/115
6,241,124 B1 * 6/2001 Hoyt 222/215

1 Claim, 2 Drawing Sheets



FIG. 1




FIG. 2




FIG. 3




FIG. 4

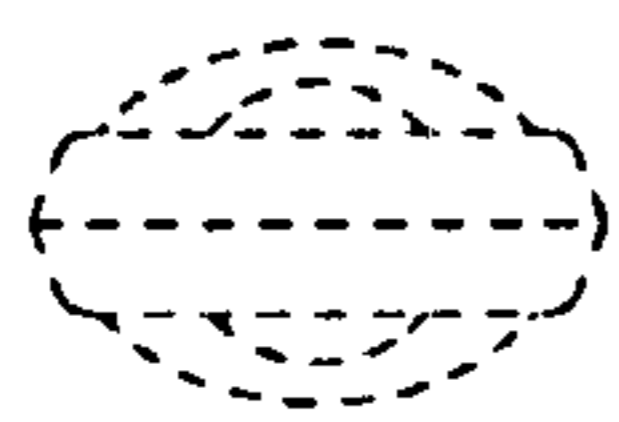


FIG. 5

