



US00D469854S

(12) **United States Design Patent**  
**Ouyoung**

(10) **Patent No.:** **US D469,854 S**

(45) **Date of Patent:** **\*\* Feb. 4, 2003**

(54) **FAUCET SET**

(75) **Inventor:** **Scott Ouyoung**, Taichung Export Processing Zone (TW)

(73) **Assignee:** **Globe Union Industrial Corp.**, Taichung Export Processing Zone (TW)

(\*\*) **Term:** **14 Years**

(21) **Appl. No.:** **29/166,525**

(22) **Filed:** **Aug. 30, 2002**

(51) **LOC (7) Cl.** ..... **23-01**

(52) **U.S. Cl.** ..... **D23/242; D23/241**

(58) **Field of Search** ..... **D23/238-243, D23/250-257; 4/675-678; 137/801**

(56) **References Cited**

**U.S. PATENT DOCUMENTS**

- D375,345 S \* 11/1996 Warshawsky ..... D23/241
- D392,720 S \* 3/1998 Doughty et al. .... D23/250
- D458,344 S \* 6/2002 Mullenmeister ..... D23/250

D461,531 S \* 8/2002 Ouyoung ..... D23/242

D461,532 S \* 8/2002 Ouyoung ..... D23/242

D462,749 S \* 9/2002 Lord ..... D23/255

\* cited by examiner

*Primary Examiner*—Louis S. Zarfaz

*Assistant Examiner*—Gregory Andoll

(74) *Attorney, Agent, or Firm*—Leong C. Lei

(57) **CLAIM**

The ornamental design for a faucet set, as shown and described.

**DESCRIPTION**

FIG. 1 is a perspective view of a faucet set showing my new design;

FIG. 2 is a front side elevation view thereof;

FIG. 3 is a rear side elevation view thereof;


FIG. 4 is a left side elevation view thereof;

FIG. 5 is a right side elevation view thereof;

FIG. 6 is a top plan view thereof; and,

FIG. 7 is a bottom plan view thereof.

**1 Claim, 4 Drawing Sheets**






FIG. 1




FIG. 2




FIG. 3

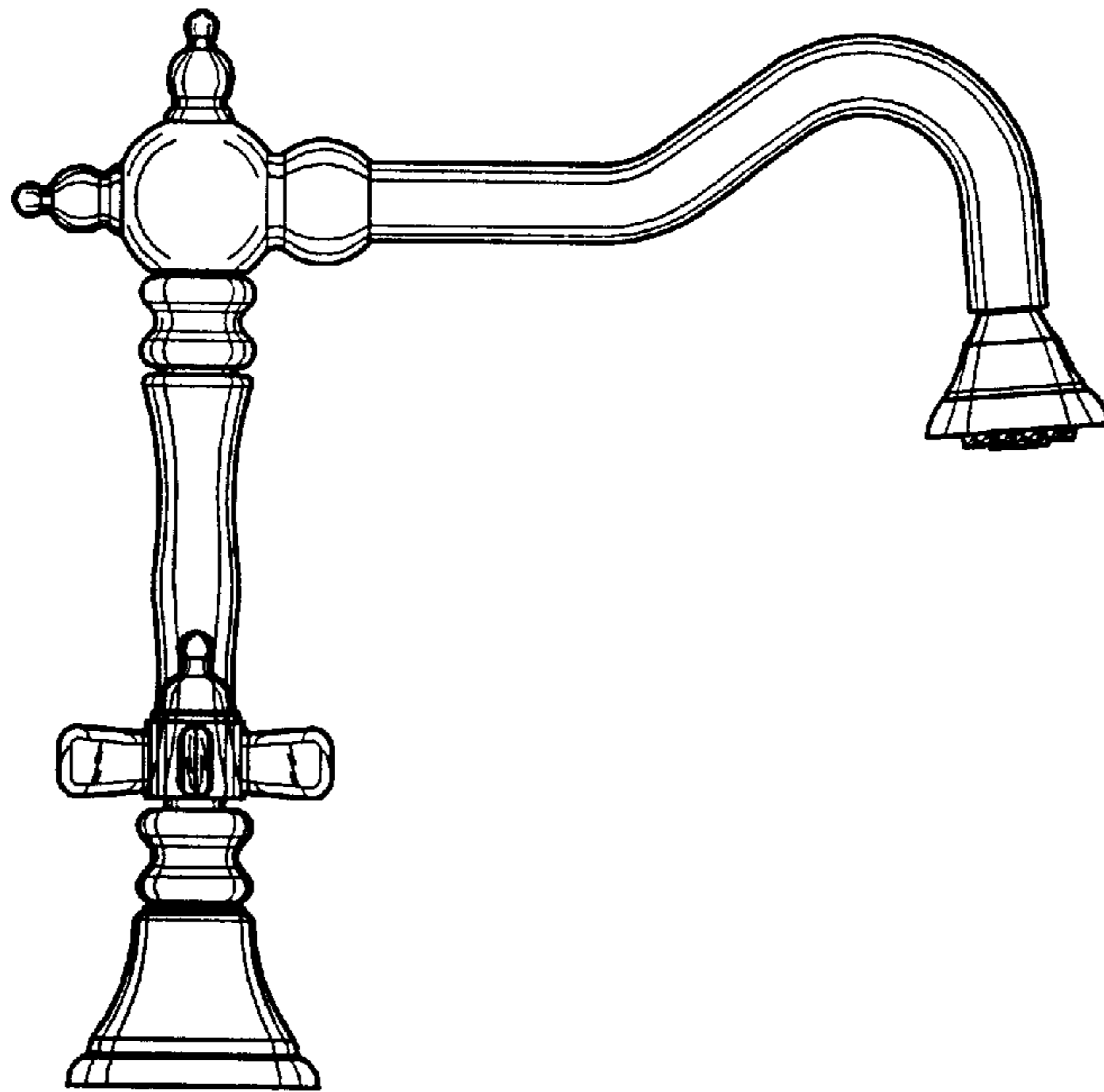


FIG. 4

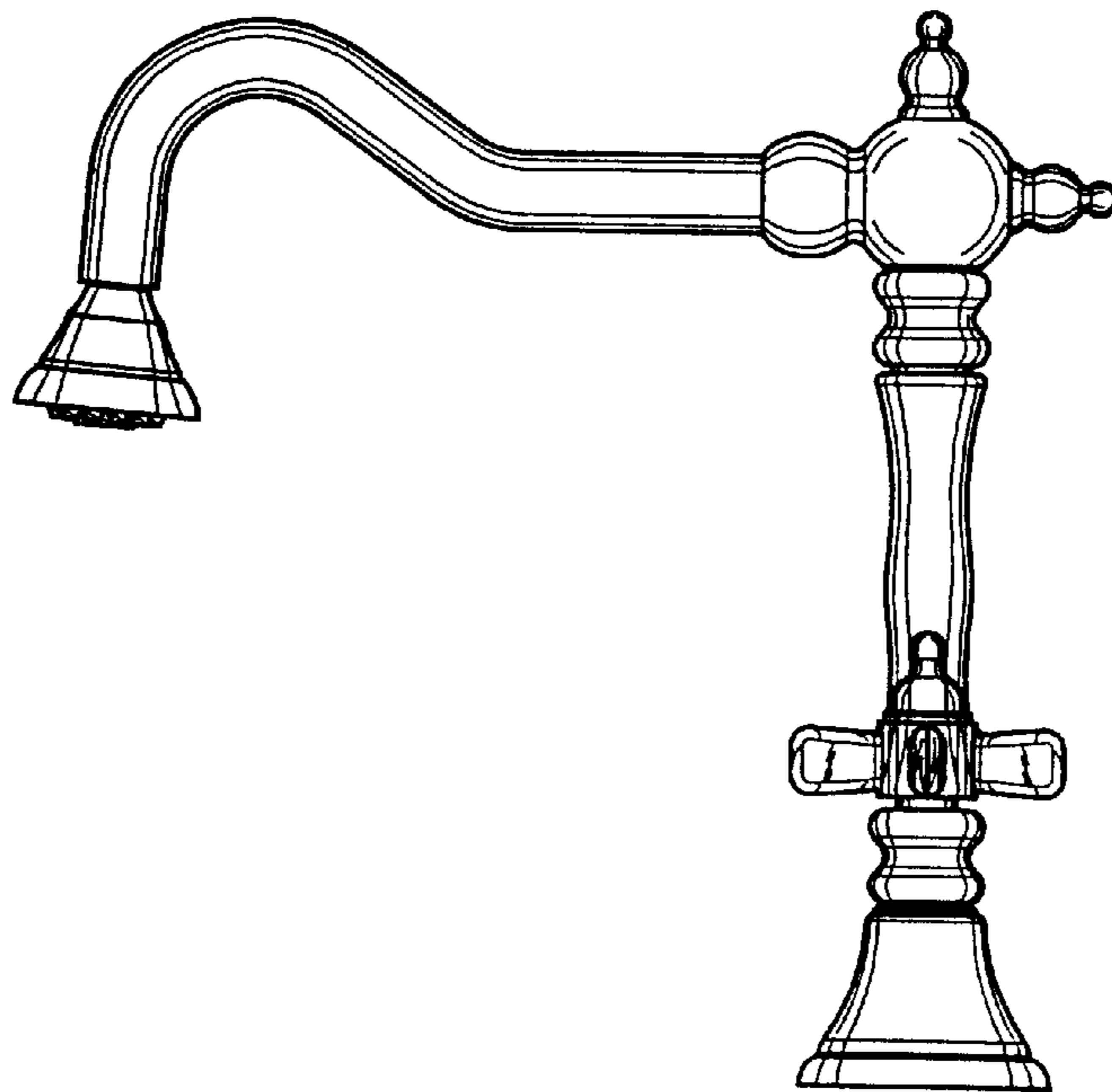


FIG. 5

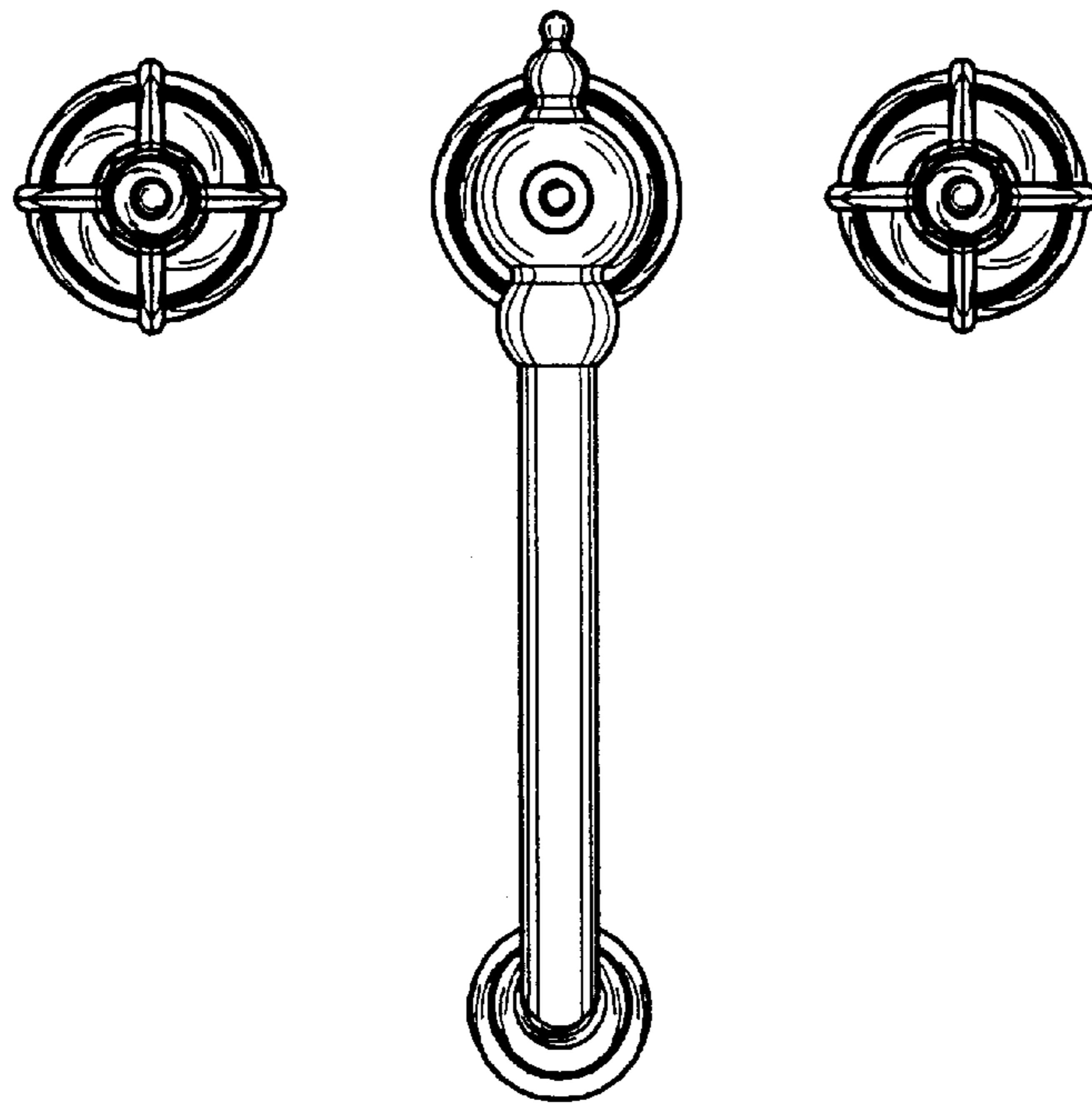


FIG. 6

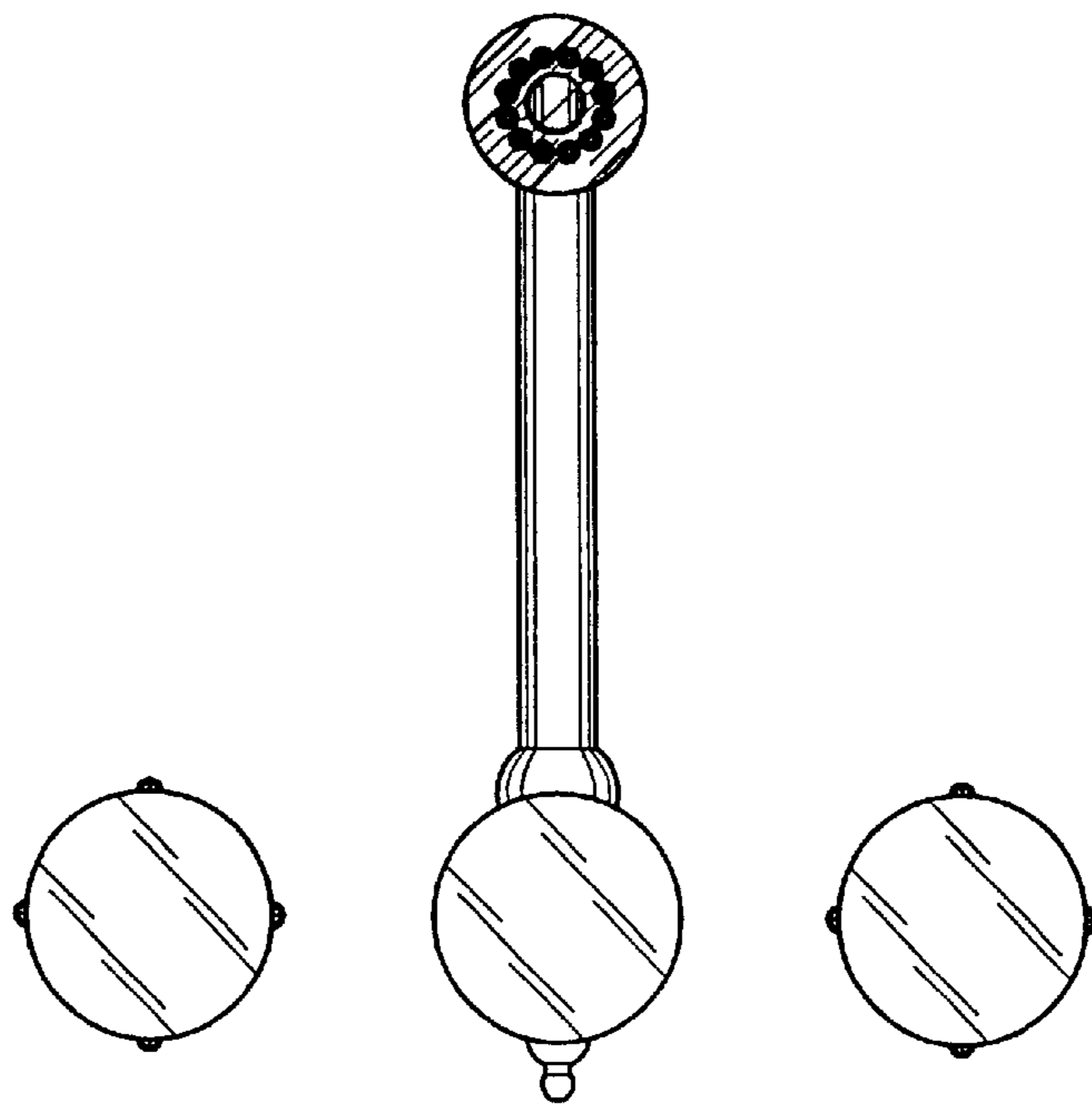


FIG. 7