



US00D469832S

(12) **United States Design Patent**  
**Bode et al.**

(10) **Patent No.:** **US D469,832 S**

(45) **Date of Patent:** **\*\* Feb. 4, 2003**

(54) **GOLF CLUB HEAD**  
(75) Inventors: **James A. Bode**, Albany, GA (US);  
**David Alexander Wood**, Humble, TX (US)

(73) Assignee: **MacGregor Golf Company**, Albany, GA (US)

(\*\*) Term: **14 Years**

(21) Appl. No.: **29/147,804**

(22) Filed: **Sep. 7, 2001**

(51) **LOC (7) Cl.** ..... **21-02**

(52) **U.S. Cl.** ..... **D21/747**

(58) **Field of Search** ..... D21/747, 751;  
473/324, 327-331, 350

(56) **References Cited**

**U.S. PATENT DOCUMENTS**

2,007,377 A	7/1935	Link	
D137,813 S	* 5/1944	Newsome	D21/747
D137,814 S	* 5/1944	Newsome	D21/747
D203,936 S	* 3/1966	Long	D21/750
D240,841 S	8/1976	Solheim	
D299,505 S	* 1/1989	Honma	D21/747
5,046,733 A	9/1991	Antonious	
5,120,062 A	6/1992	Scheie et al.	
5,193,805 A	3/1993	Solheim	
D337,143 S	* 7/1993	Lo	D21/750
5,335,914 A	8/1994	Long	
D362,481 S	9/1995	Takahashi et al.	
5,544,885 A	8/1996	Besnard et al.	
D376,399 S	12/1996	Boone	
D381,385 S	7/1997	Shinohara et al.	

5,643,112 A	7/1997	Besnard et al.	
5,669,826 A	9/1997	Chang et al.	
5,669,830 A	9/1997	Bamber	
5,695,411 A	12/1997	Wright et al.	
D393,036 S	3/1998	Helmstetter et al.	..... D21/220
5,738,596 A	4/1998	Meyer	
5,807,191 A	9/1998	Nakahara	
5,873,795 A	2/1999	Wozny et al.	

**OTHER PUBLICATIONS**

Publication illustrating the MacGregor "Split Sole" irons, 1968.

\* cited by examiner

*Primary Examiner*—Mitchell Siegel

(74) *Attorney, Agent, or Firm*—Cooley Godward, LLP

(57) **CLAIM**

The ornamental design for a golf club head, as shown and described.

**DESCRIPTION**

FIG. 1 is a perspective view of an embodiment of our new golf club head;  
FIG. 2 is a front perspective view thereof;  
FIG. 3 is a back elevational view thereof;  
FIG. 4 is a front elevational view thereof;  
FIG. 5 is a left side elevational view thereof;  
FIG. 6 is a right side elevational view thereof;  
FIG. 7 is a top plan view thereof; and,  
FIG. 8 is a bottom plan view thereof.  
The broken lines in the figures merely illustrate the environment for the golf club head of the present design and therefore form no part of the claimed design.

**1 Claim, 4 Drawing Sheets**

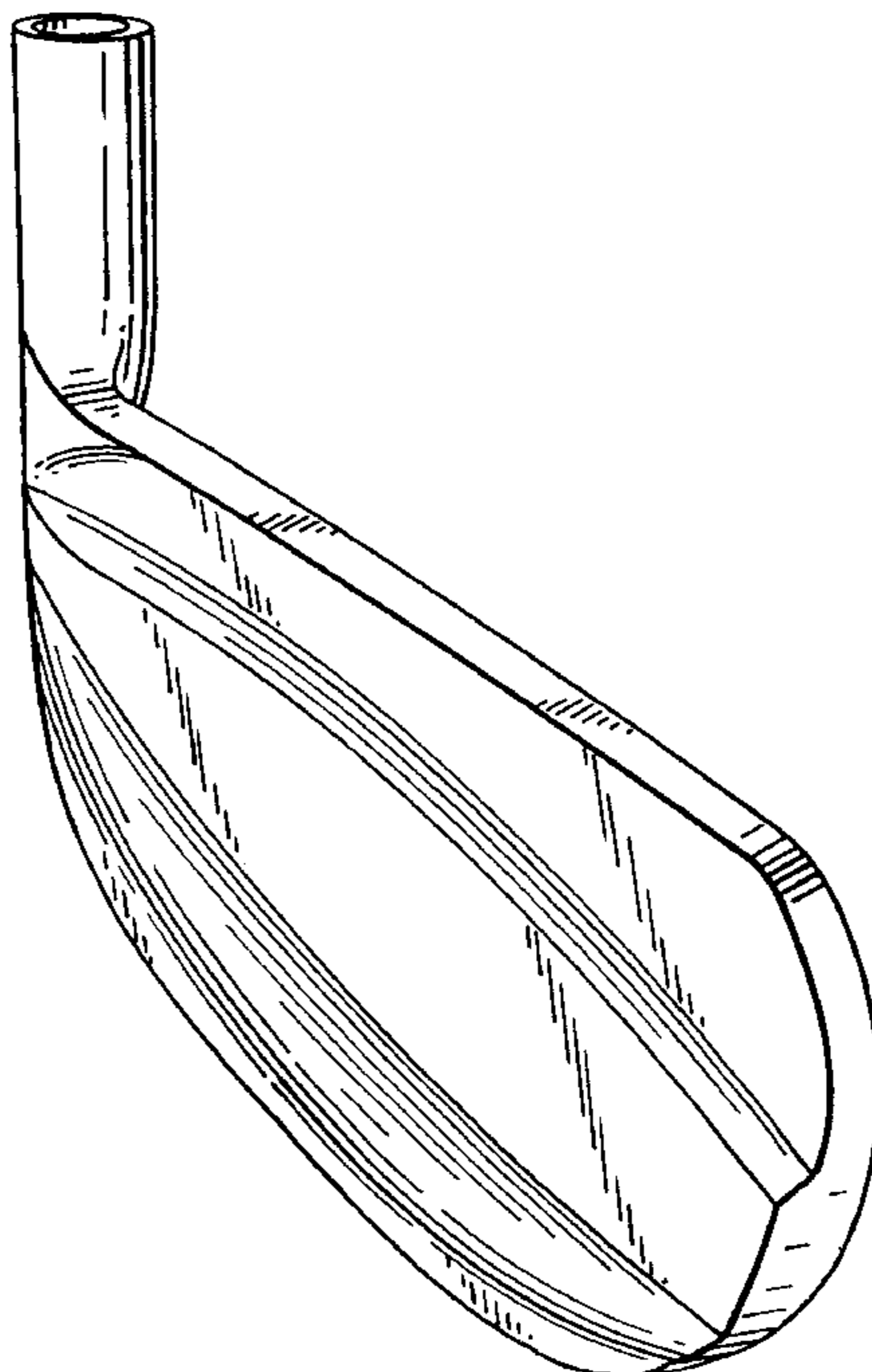


FIG. 1

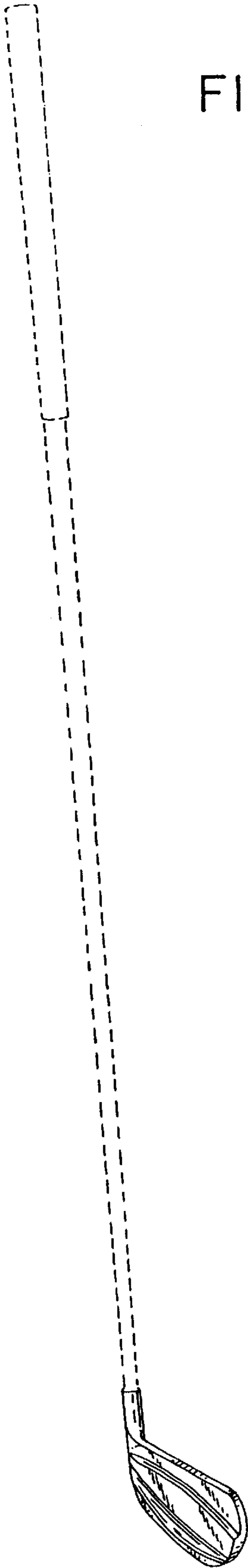


FIG. 2

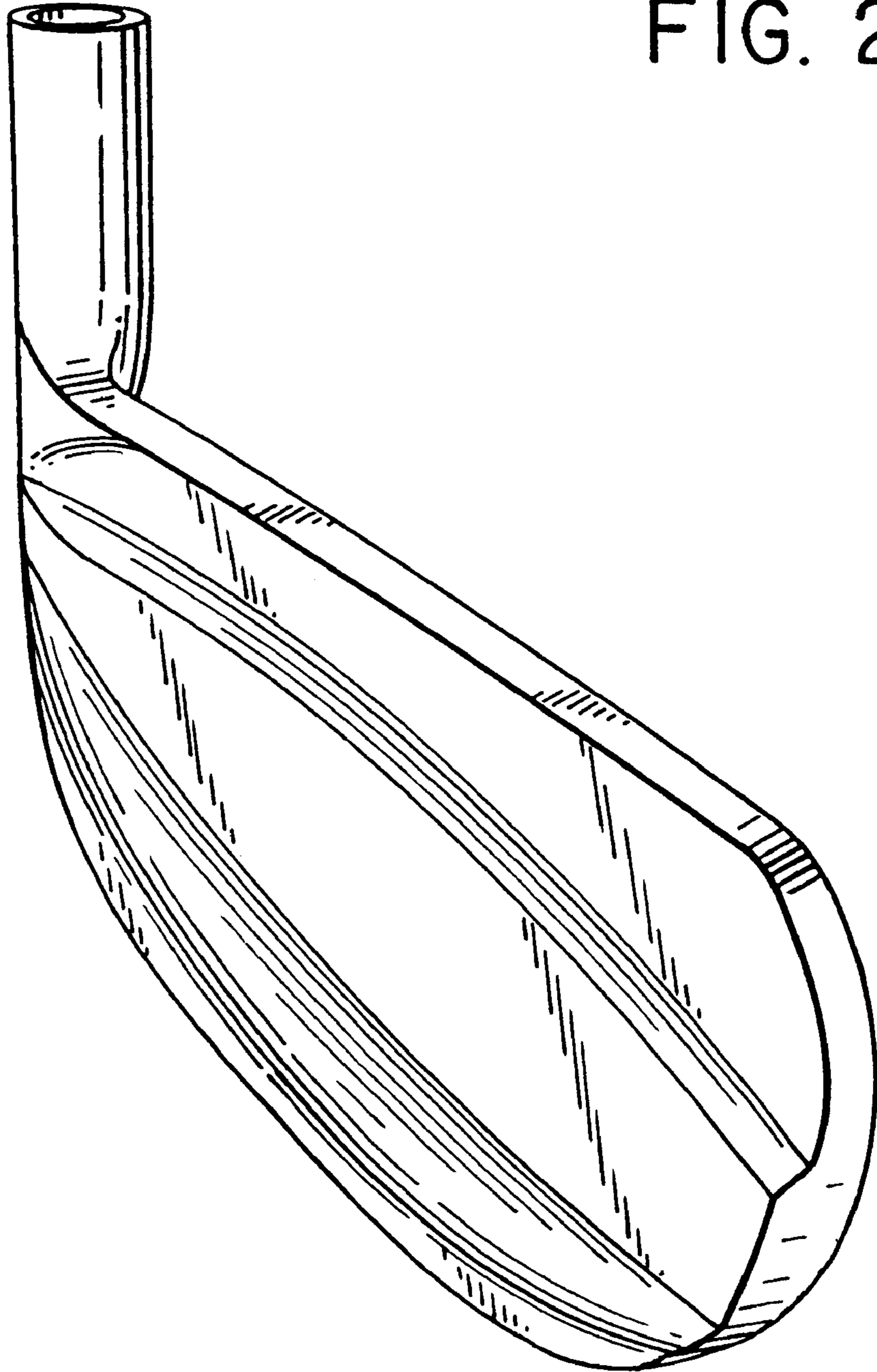


FIG. 3

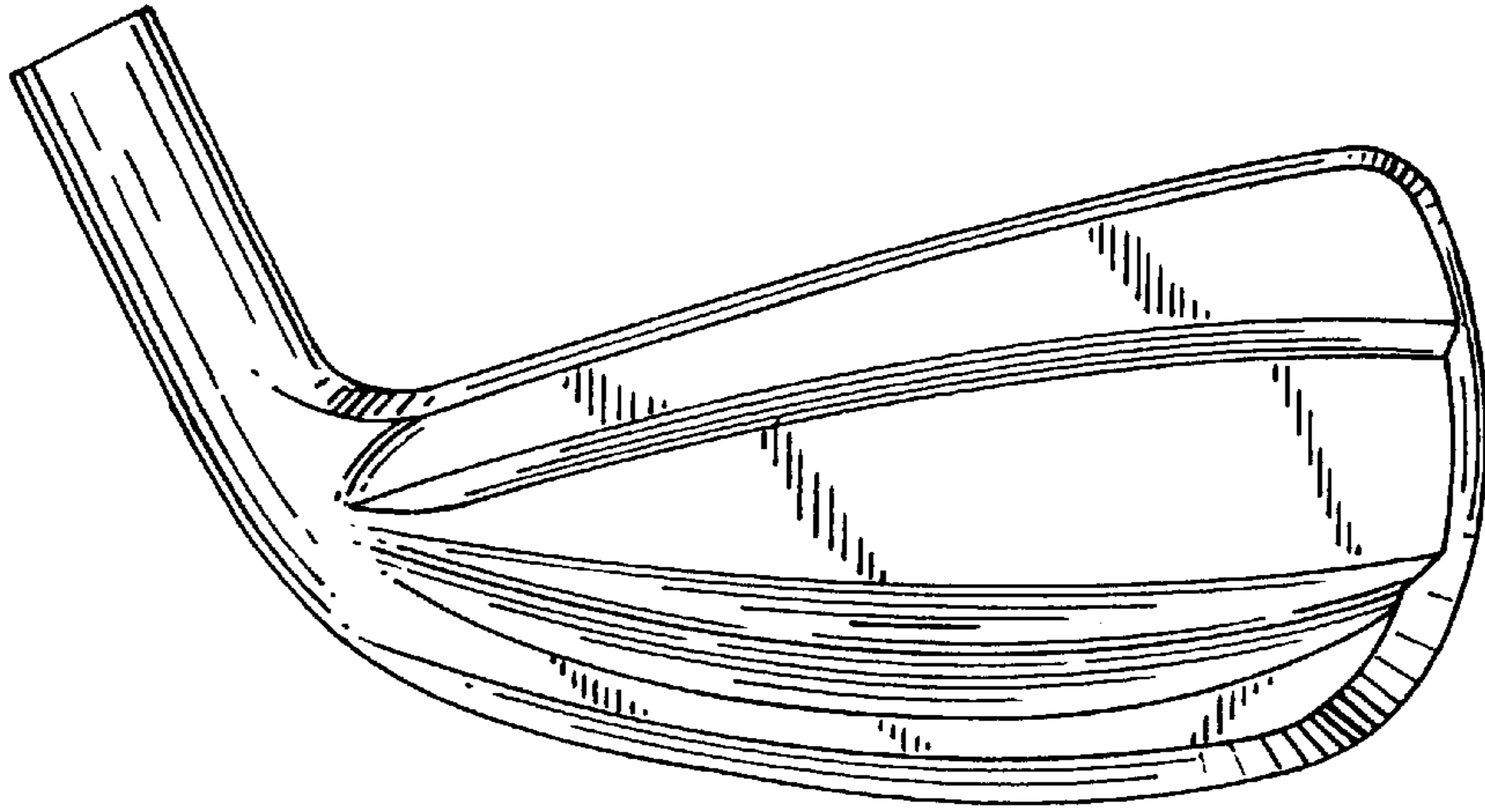


FIG. 4

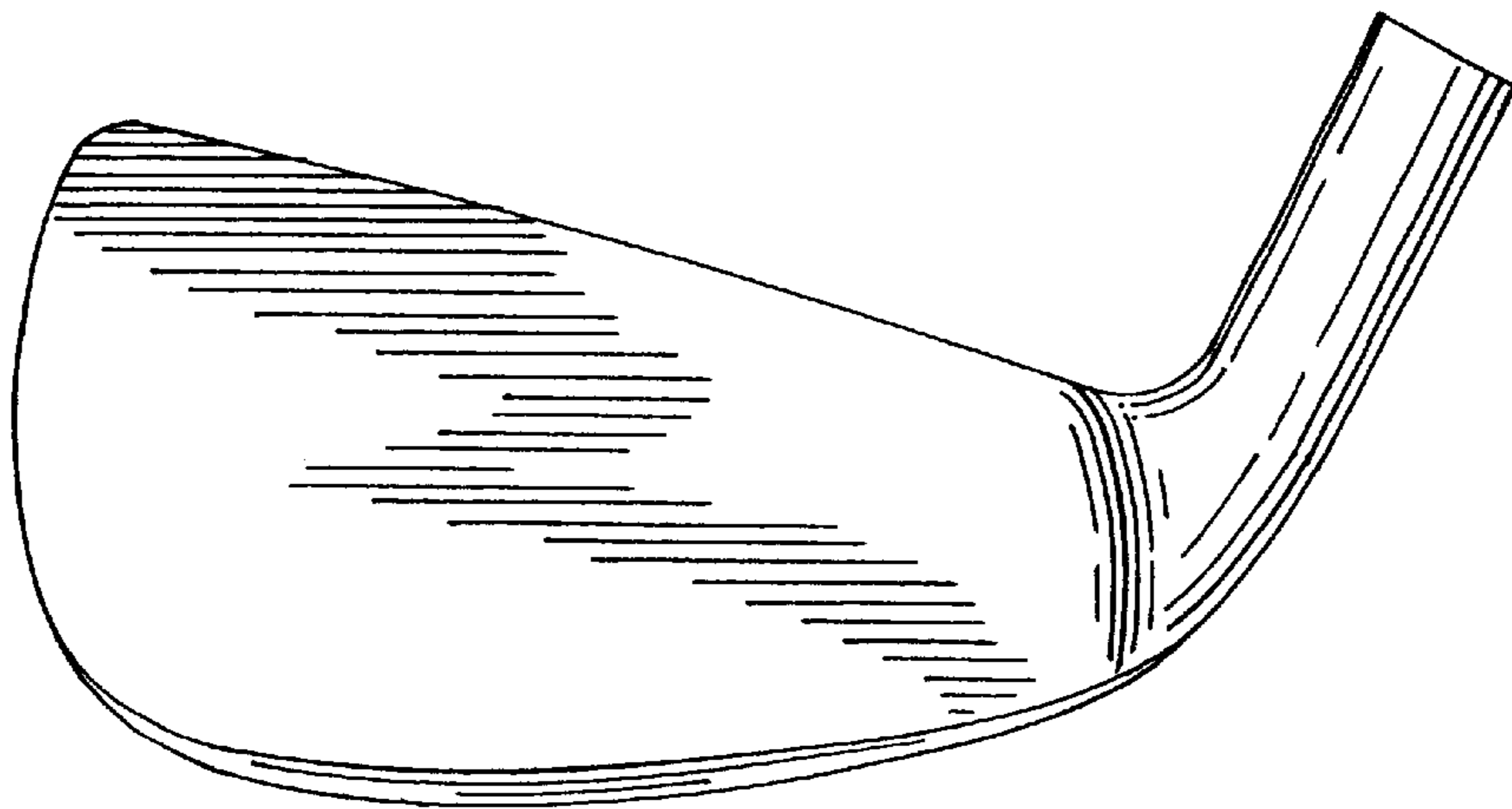


FIG. 5

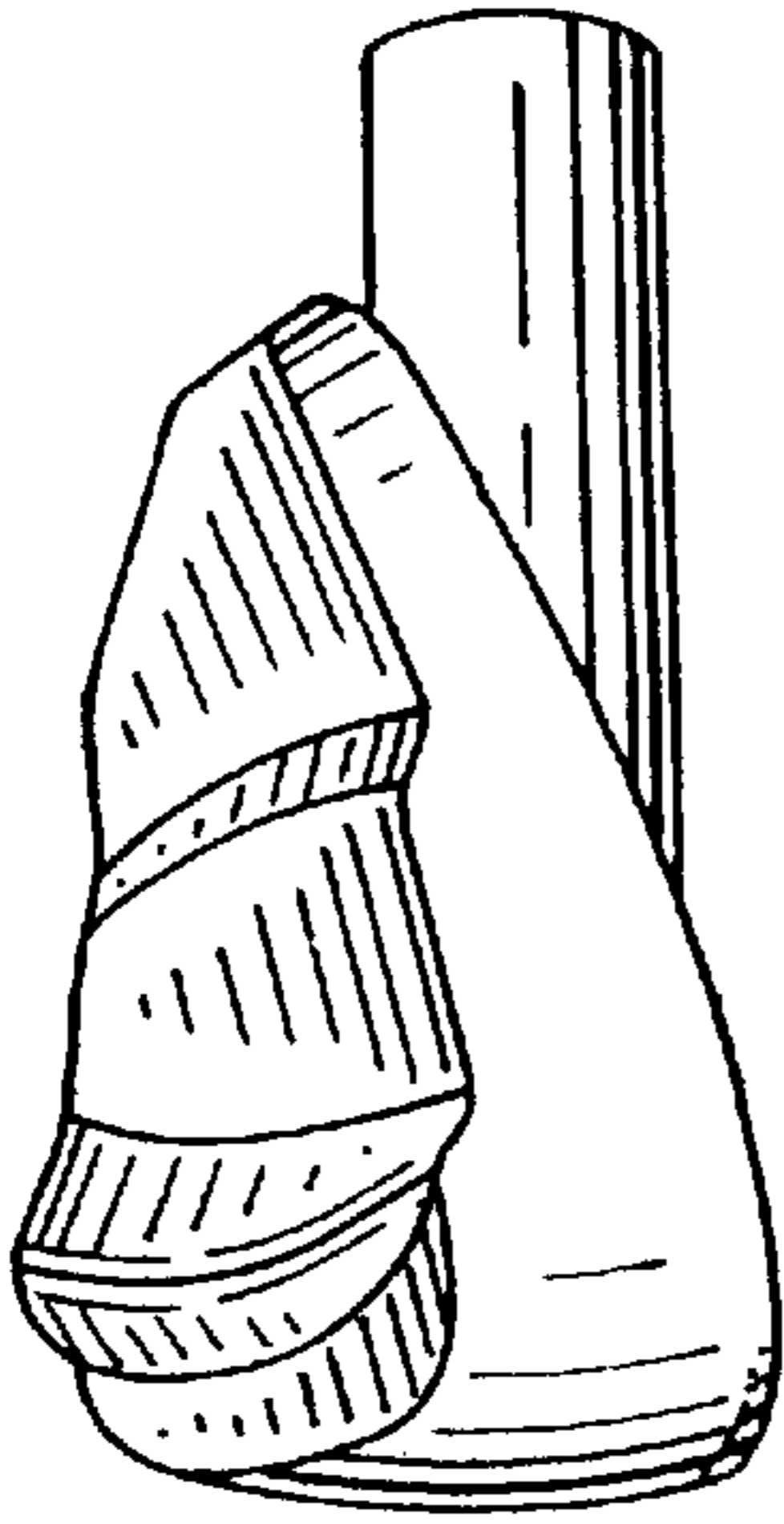


FIG. 6



FIG. 7

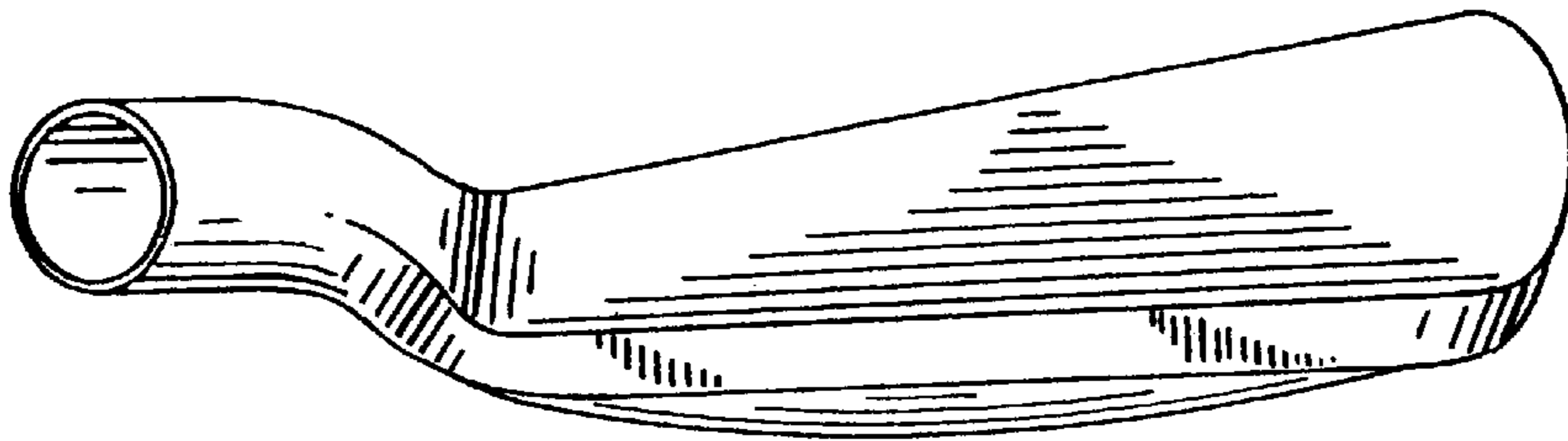


FIG. 8

