



US00D469814S

(12) **United States Design Patent**
Wells et al.

(10) **Patent No.:** **US D469,814 S**

(45) **Date of Patent:** **** Feb. 4, 2003**

(54) **REFLECTIVE PEPPER SIGN**

Primary Examiner—Robert M. Spear
(74) *Attorney, Agent, or Firm*—Sheridan Ross P.C

(76) Inventors: **Jeffrey K. Wells**, 23196 Oehlmann
Park Rd., Conifer, CO (US)
80433-4502; **Marion N. Wells**, 23196
Oehlmann Park Rd., Conifer, CO (US)
80433-4502

(57) **CLAIM**

The ornamental design for a reflective pepper sign, as shown
and described.

(**) Term: **14 Years**

DESCRIPTION

(21) Appl. No.: **29/146,637**

(22) Filed: **Aug. 13, 2001**

(51) **LOC (7) Cl.** **20-03**

(52) **U.S. Cl.** **D20/29**

(58) **Field of Search** D20/10, 11, 19,
D20/22–30, 40; D1/106; D5/65; D6/584,
589, 209; D21/483, 608; 40/124, 124.01,
152, 152.01, 299; 427/147; 428/914, 17

FIG. 1 is a front elevation view of a reflective pepper sign
showing my new design; the bold broken lines representing
environment and forming no part of the claimed design;

FIG. 2 is a rear elevation view of the invention illustrated in
FIG. 1;

FIG. 3 is a front perspective view of the invention illustrated
in FIG. 1;

(56) **References Cited**

U.S. PATENT DOCUMENTS

5,525,382 A	*	6/1996	White	428/17
D396,756 S	*	8/1998	Flauto et al.	D5/65
D429,282 S	*	8/2000	Velazquez et al.	D20/11
D441,800 S	*	5/2001	Wells et al.	D20/30
D457,286 S	*	5/2002	Bortone et al.	D1/106

FIG. 4 is a top plan view of the invention illustrated in FIG.
1;

FIG. 5 is a bottom plan view of the invention illustrated in
FIG. 1;

FIG. 6 is a left elevation view of the invention illustrated in
FIG. 1; and,

OTHER PUBLICATIONS

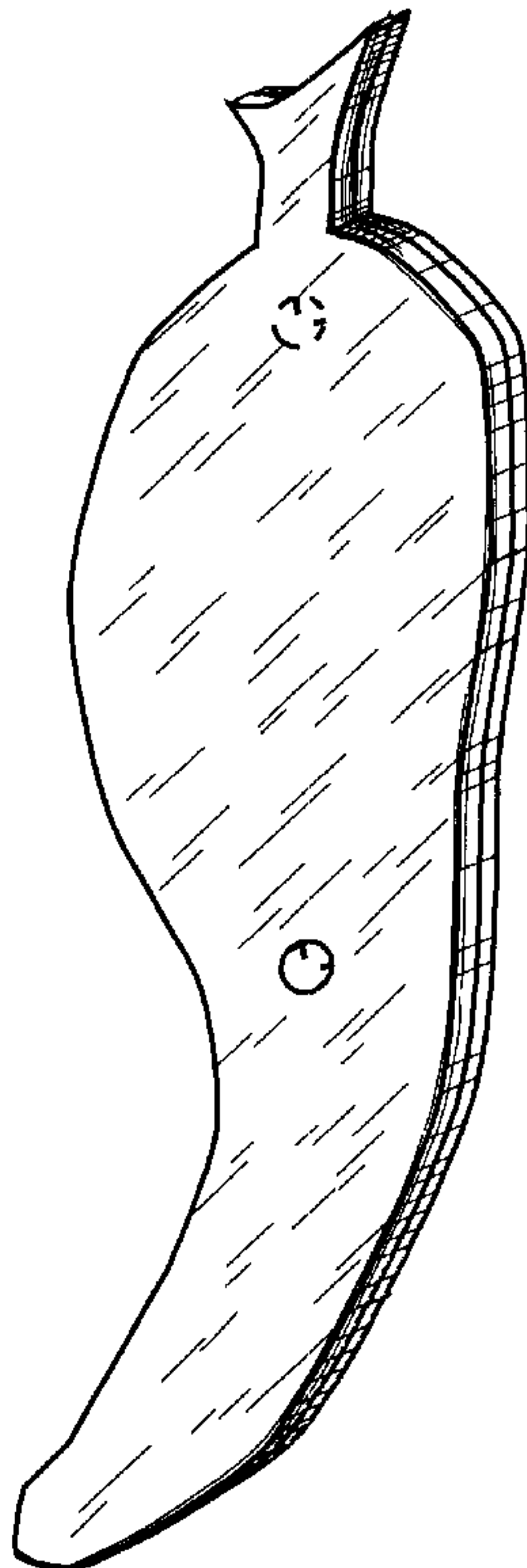
Cowboys & Indians Marketplace Catalog, Cover only, no
date given.

www.sunlandimports.com web pp. 1–10, Dec. 2001

* cited by examiner .

FIG. 7 is a right elevation view of the invention illustrated
in FIG. 1.

1 Claim, 2 Drawing Sheets



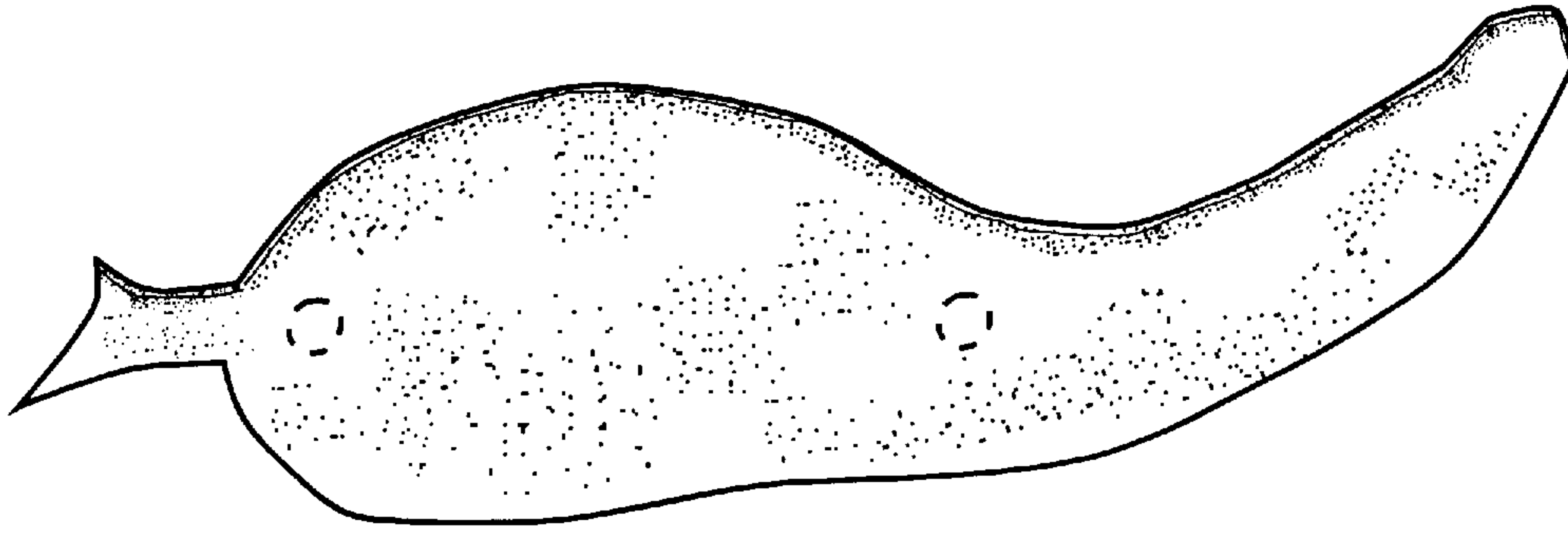


FIG. 2

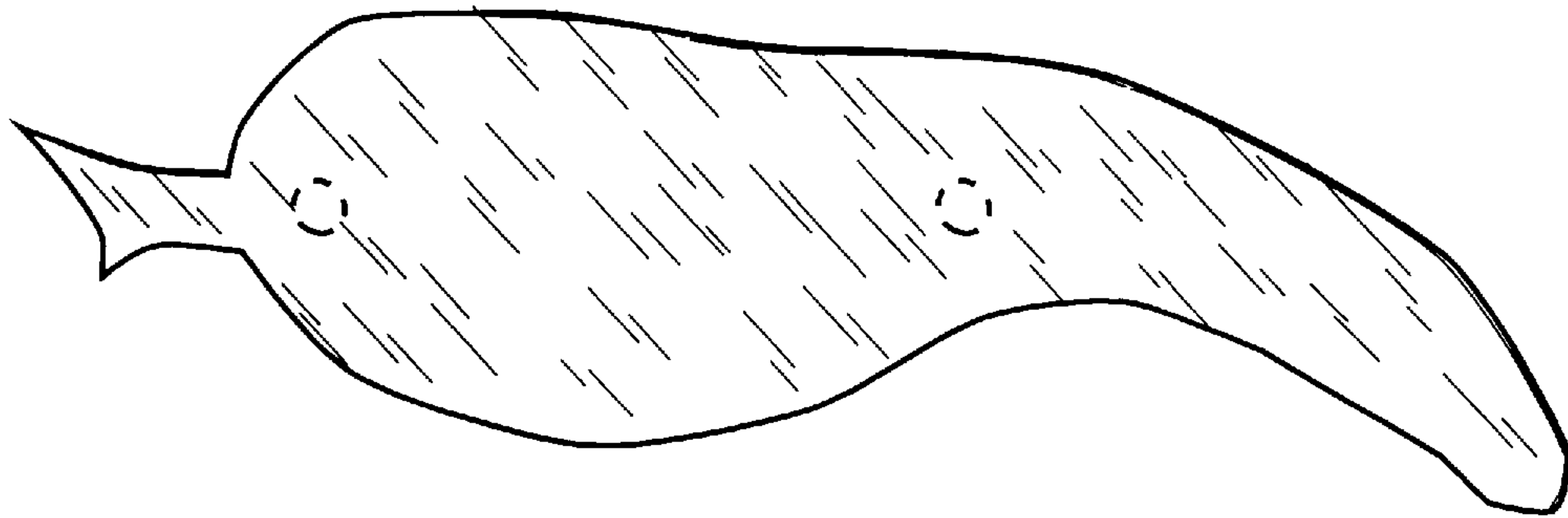


FIG. 1

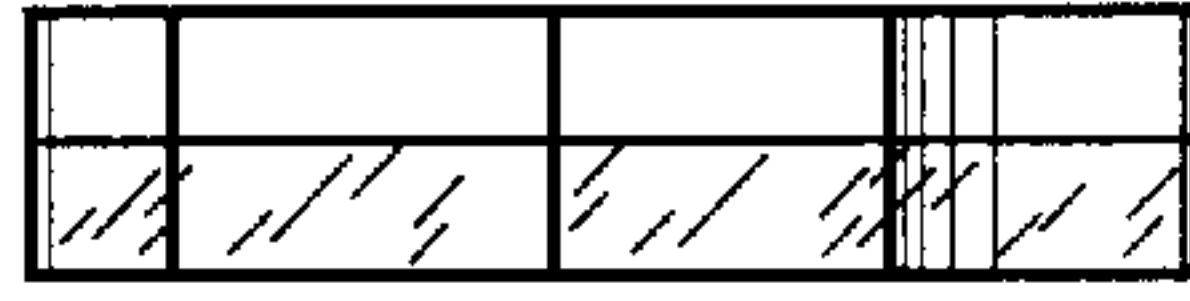


FIG. 4

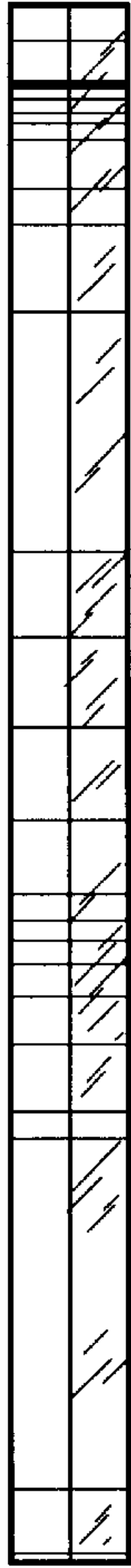


FIG. 6

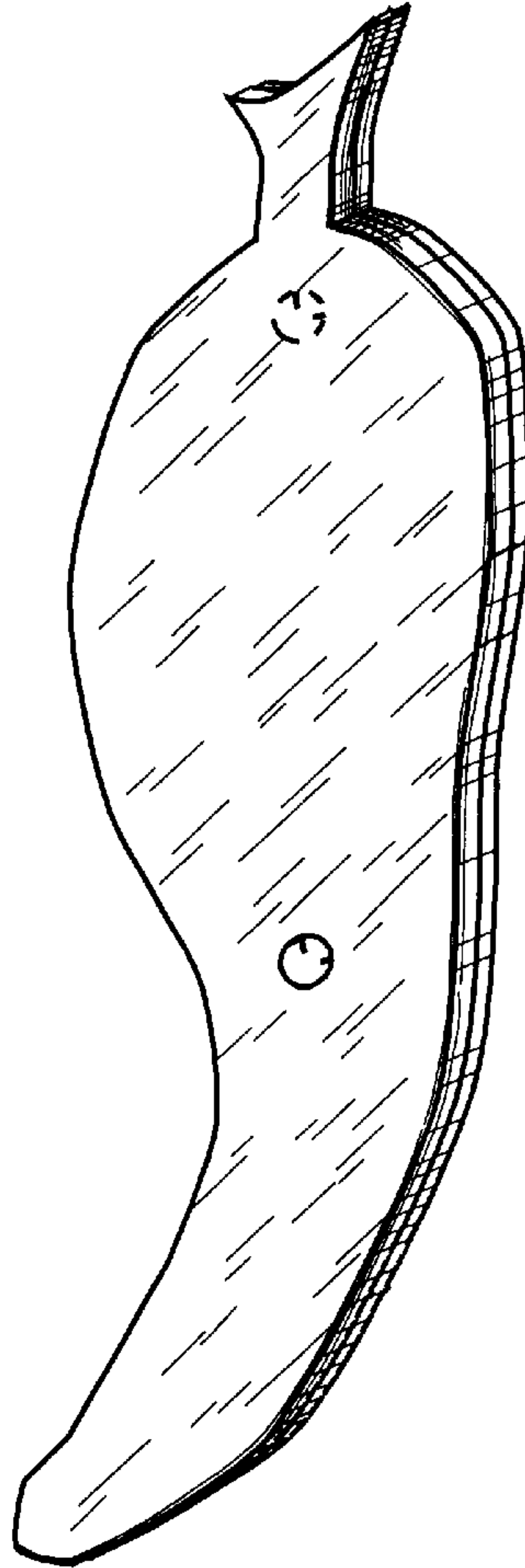


FIG. 3




FIG. 7



FIG. 5