



US00D469807S

(12) **United States Design Patent**  
**Andrews et al.**

(10) **Patent No.:** **US D469,807 S**

(45) **Date of Patent:** **\*\* Feb. 4, 2003**

(54) **CLIP FOR A WRITING INSTRUMENT**

(76) Inventors: **Neville E. Andrews**, 954 Campbell Dr., Naperville, IL (US) 60563; **Scott E. Stropkay**, 173 Rockland Rd., Carlisle, MA (US) 01741

(\*\*) Term: **14 Years**

(21) Appl. No.: **29/160,046**

(22) Filed: **May 2, 2002**

(51) **LOC (7) Cl.** ..... **19-06**

(52) **U.S. Cl.** ..... **D19/56; D19/50**

(58) **Field of Search** ..... D19/35, 36, 41-51, D19/53-58, 81-85; 401/98, 99-106, 202, 213, 243-247, 262

(56) **References Cited**

**U.S. PATENT DOCUMENTS**

D198,418 S	6/1964	Fehling et al. ....	D74/17
D209,550 S	* 12/1967	Arnone .....	D19/56
D366,498 S	1/1996	Abe et al. ....	D19/51
5,716,152 A	2/1998	Kudo .....	401/199
D407,436 S	3/1999	Chevalier et al. ....	D19/43
D414,205 S	9/1999	Chevalier et al. ....	D19/57
D416,941 S	11/1999	Chevalier et al. ....	D19/51
D430,212 S	8/2000	Keda .....	D19/57
D438,246 S	2/2001	Hollington et al. ....	D19/51
D446,813 S	* 2/2001	Yoon .....	D19/43

D443,642 S	*	6/2001	Tsuchikura .....	D19/36
D445,827 S		7/2001	Stropkay et al. ....	D19/43
D449,650 S	*	10/2001	Verhaeghe .....	D19/43
D453,187 S	*	1/2002	Keda .....	D19/48
D457,917 S	*	5/2002	Traut et al. ....	D19/51

\* cited by examiner

*Primary Examiner*—Martie K. Holtje

(74) *Attorney, Agent, or Firm*—Marshall, Gerstein & Borun

(57) **CLAIM**

The ornamental design for a “clip for a writing instrument”, as shown and described.

**DESCRIPTION**

FIG. 1 is a right side perspective view taken from the front showing our new design;

FIG. 2 is a left side perspective view taken from the rear thereof;

FIG. 3 is a front view thereof;

FIG. 4 is a left elevational view, the right elevational view being a mirror image thereof;

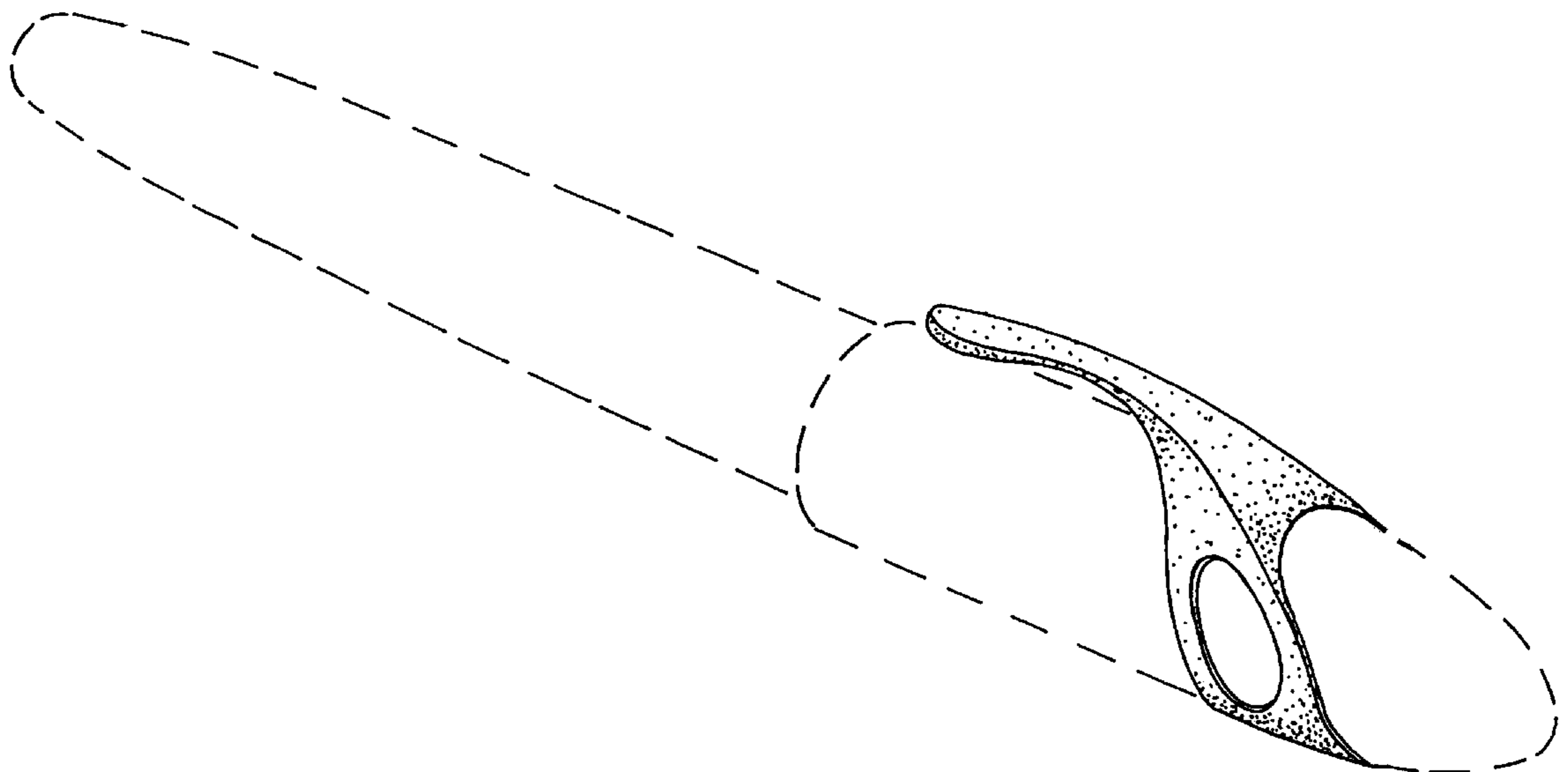
FIG. 5 is a rear view thereof;

FIG. 6 is a plan view thereof; and,

FIG. 7 is a bottom view thereof.

The broken line showing a writing instrument is for illustrative purposes only and forms no part of the claimed design.

**1 Claim, 4 Drawing Sheets**



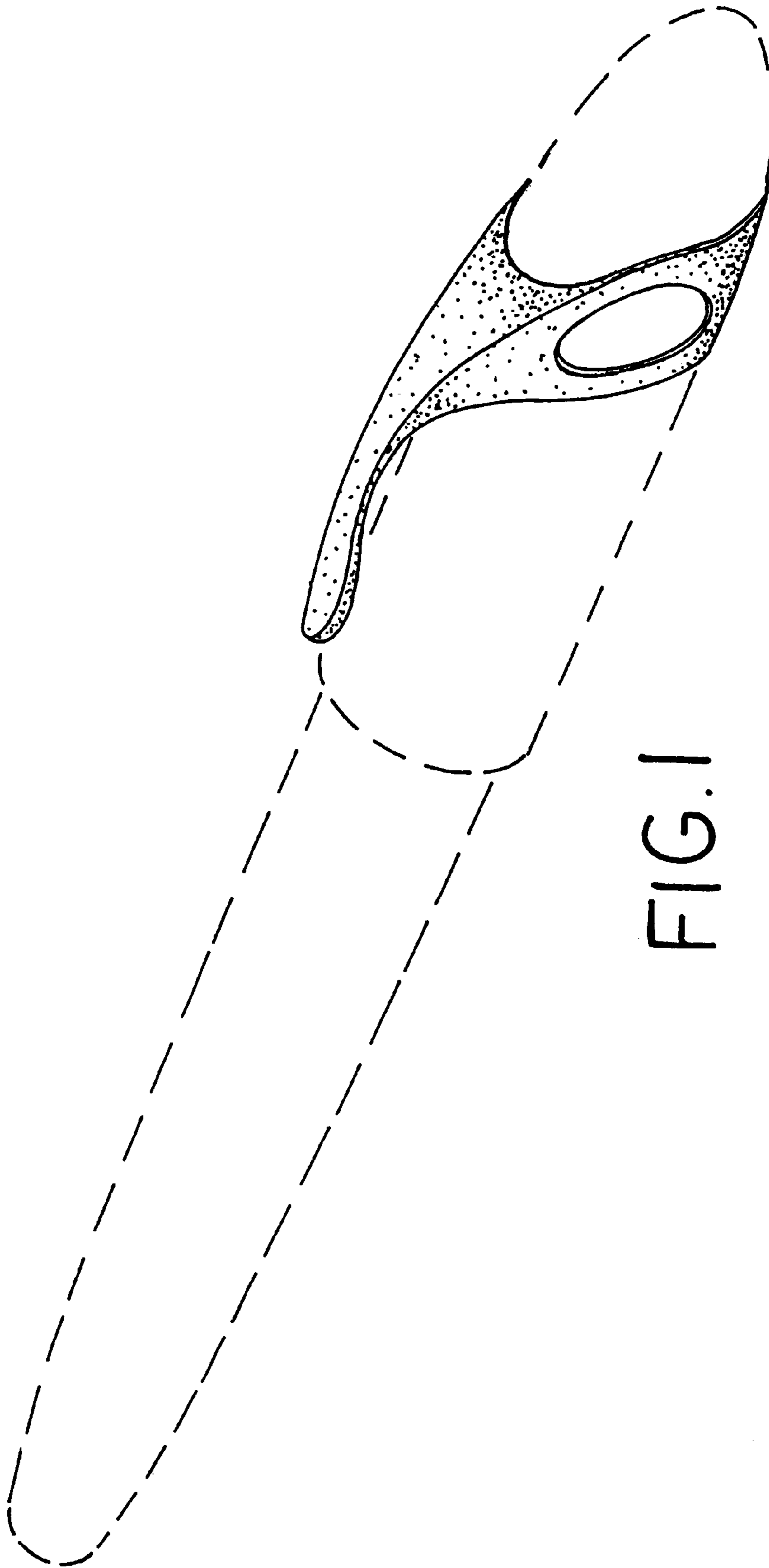


FIG. 1

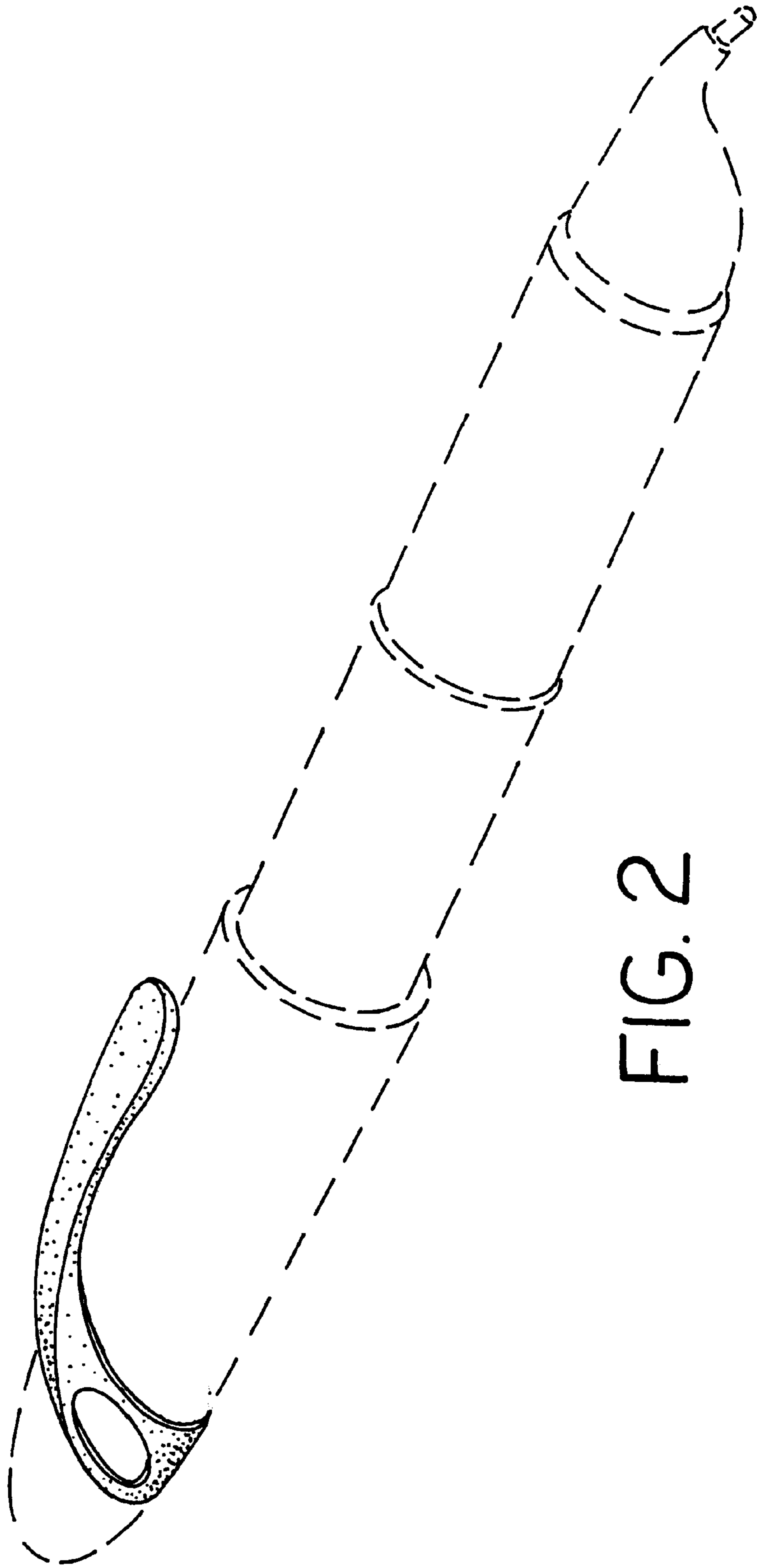


FIG. 2

FIG. 3




FIG. 4

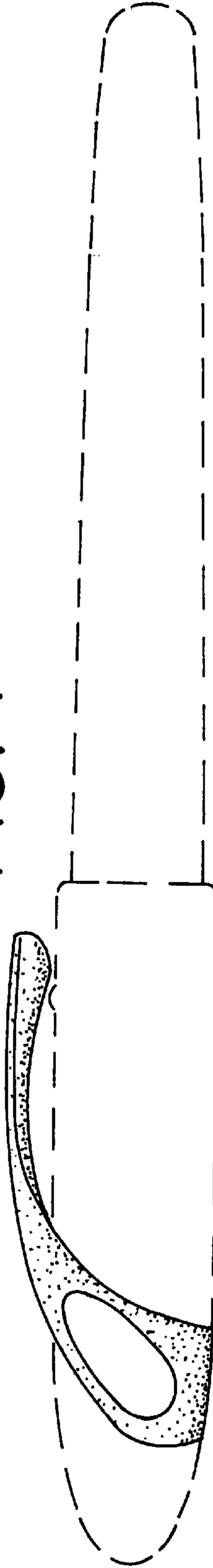



FIG. 5



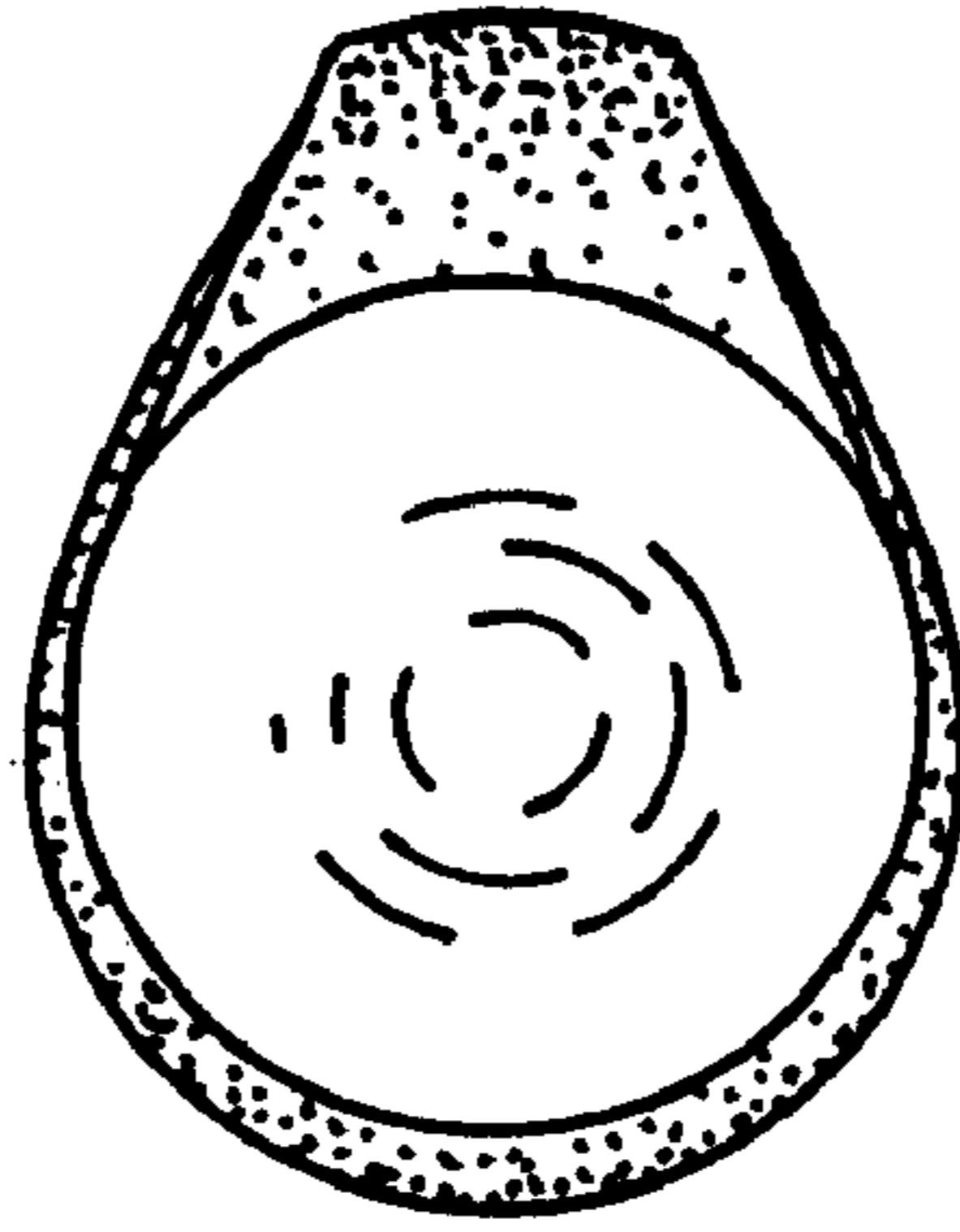


FIG. 6

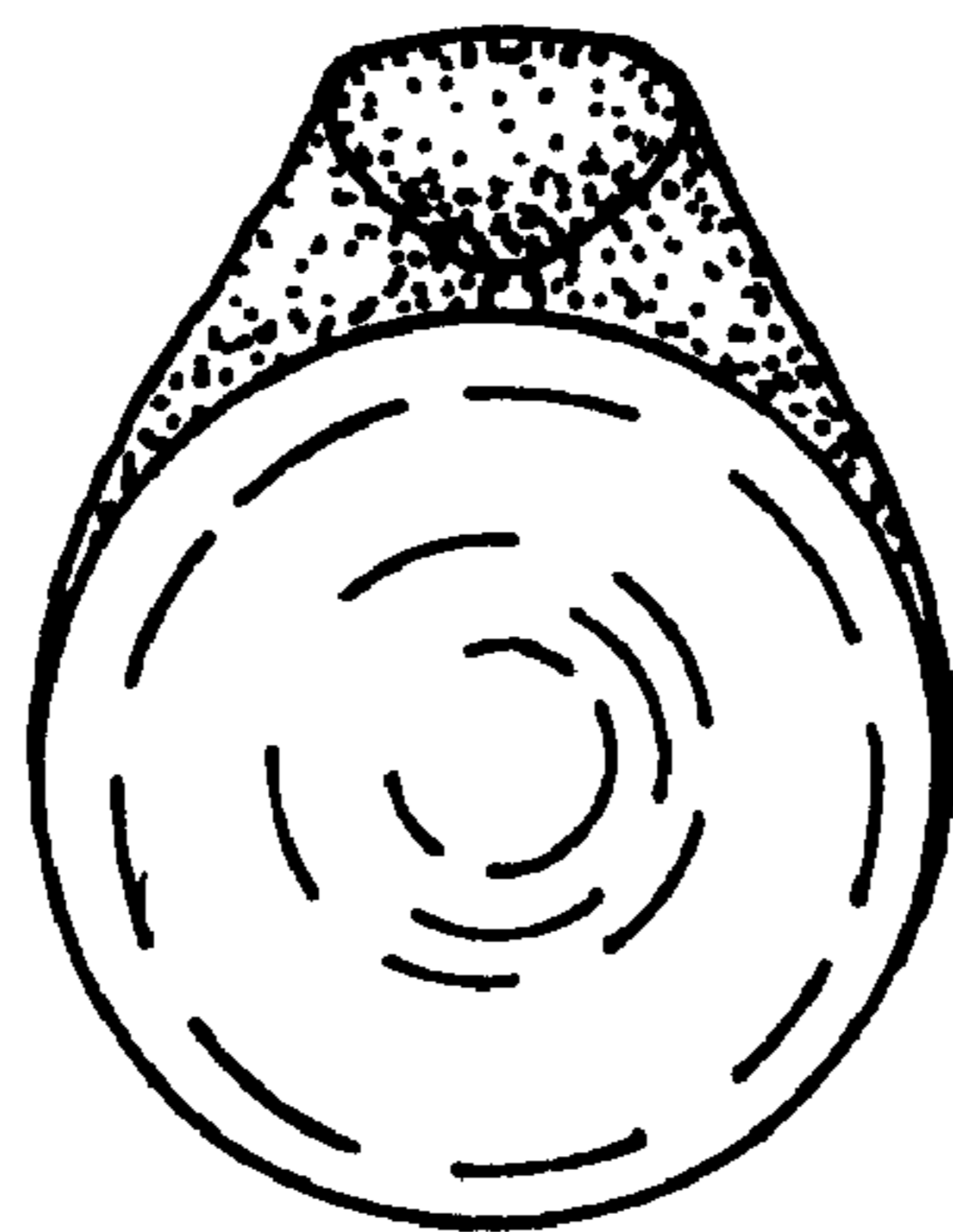


FIG. 7