



US00D469805S

(12) **United States Design Patent**
Liu

(10) **Patent No.:** **US D469,805 S**

(45) **Date of Patent:** **** Feb. 4, 2003**

(54) **WRITING IMPLEMENT**

(76) **Inventor:** **Chen-Chou Liu**, PO Box 82-144,
Taipei (TW)

(**) **Term:** **14 Years**

(21) **Appl. No.:** **29/162,981**

(22) **Filed:** **Jun. 26, 2002**

(51) **LOC (7) Cl.** **19-06**

(52) **U.S. Cl.** **D19/43; D19/50; D19/49;**
D19/56

(58) **Field of Search** **D19/35, 36, 41-51,**
D19/53-58, 81-85; 401/98, 202, 196, 198,
213, 243-247, 261, 262

(56) **References Cited**

U.S. PATENT DOCUMENTS

D117,839 S	*	11/1939	Zoll	D19/49
D206,917 S	*	2/1967	Jensen	D19/49
D248,865 S	*	8/1978	Sussman et al.	D19/43
D279,511 S	*	7/1985	Matsubara et al.	D19/49 X
D402,312 S	*	12/1998	Chevalier et al.	D19/57

D431,455 S	*	10/2000	Mansau	D19/49 X
D441,398 S	*	5/2001	Owen et al.	D19/49
D457,915 S	*	5/2002	Carroll et al.	D19/36
D461,204 S	*	8/2002	Klefbom	D19/36
D462,989 S	*	9/2002	Hung	D19/43

* cited by examiner

Primary Examiner—Martie K. Holtje

(74) *Attorney, Agent, or Firm*—Leong C. Lei

(57) **CLAIM**

The ornamental design for a writing implement, as shown and described.

DESCRIPTION

FIG. 1 is perspective view of a writing implement showing my new design;

FIG. 2 is a front side elevation view thereof;

FIG. 3 is a rear side elevation view thereof;

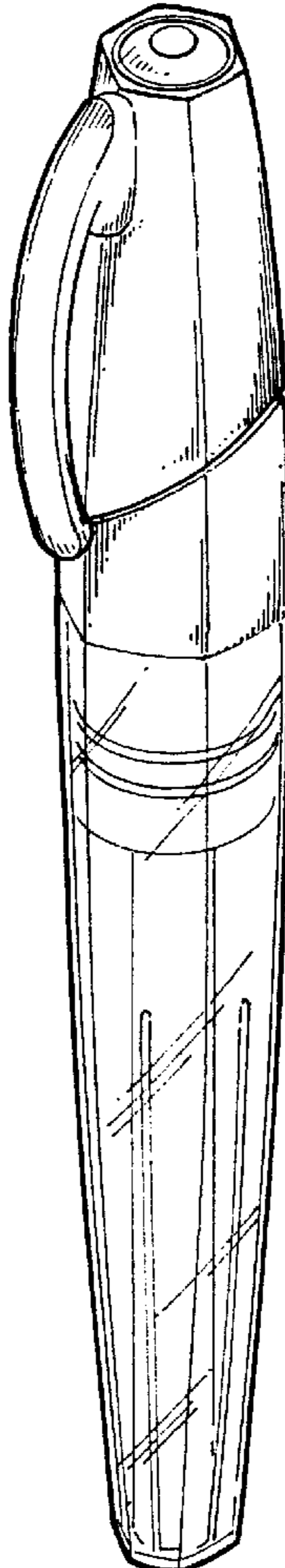
FIG. 4 is a left side elevation view thereof;

FIG. 5 is a right side elevation view thereof;

FIG. 6 is a top plan view thereof; and,

FIG. 7 is a bottom plan view thereof.

1 Claim, 6 Drawing Sheets



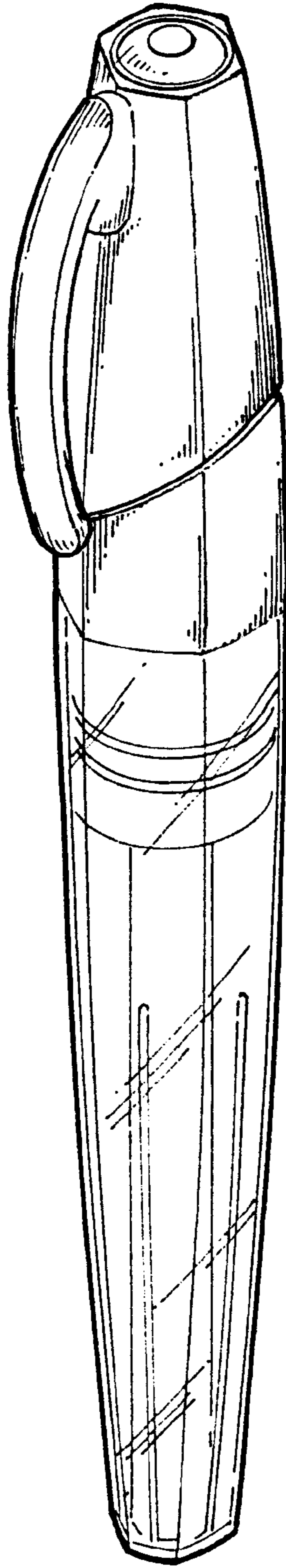


FIG. 1

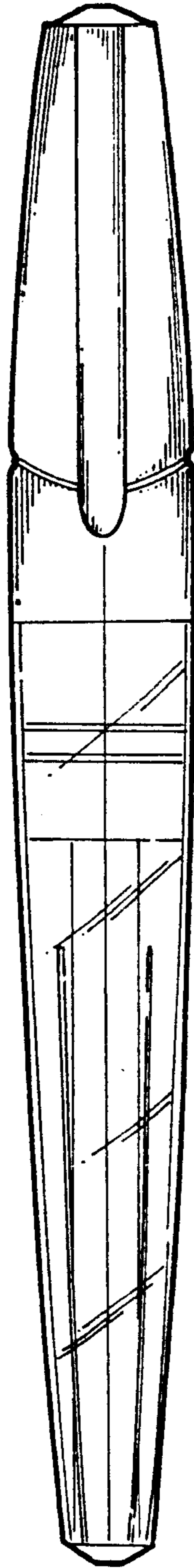


FIG. 2

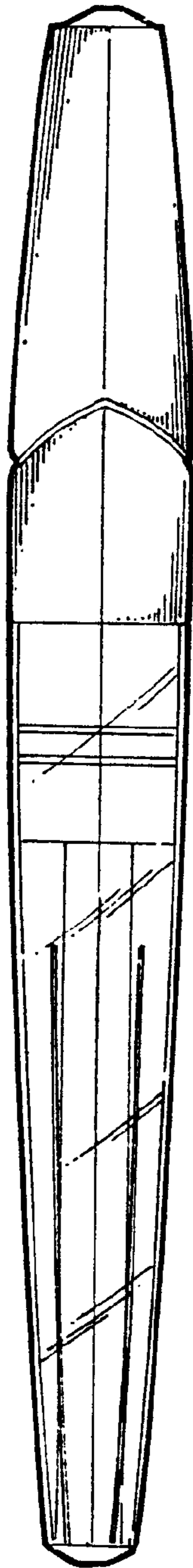


FIG. 3

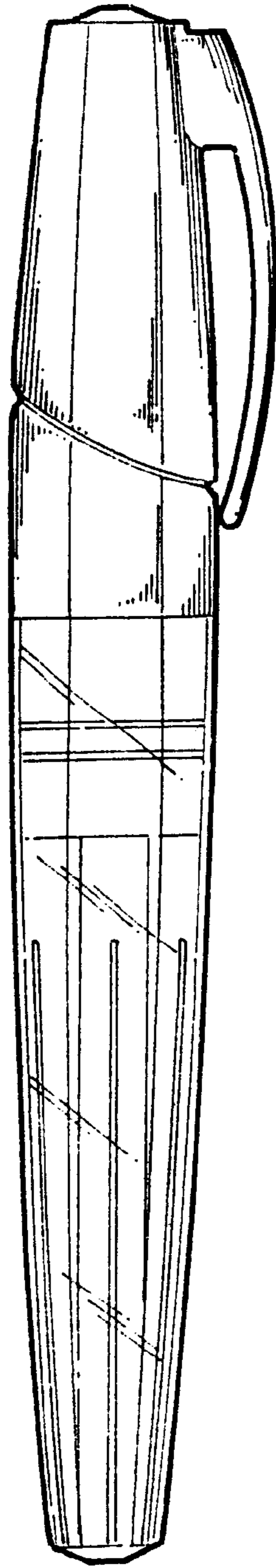


FIG. 4

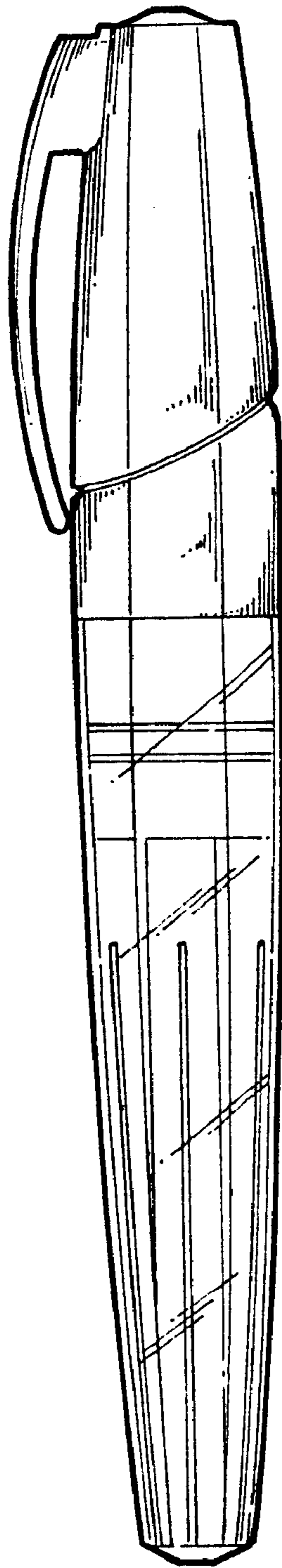


FIG. 5

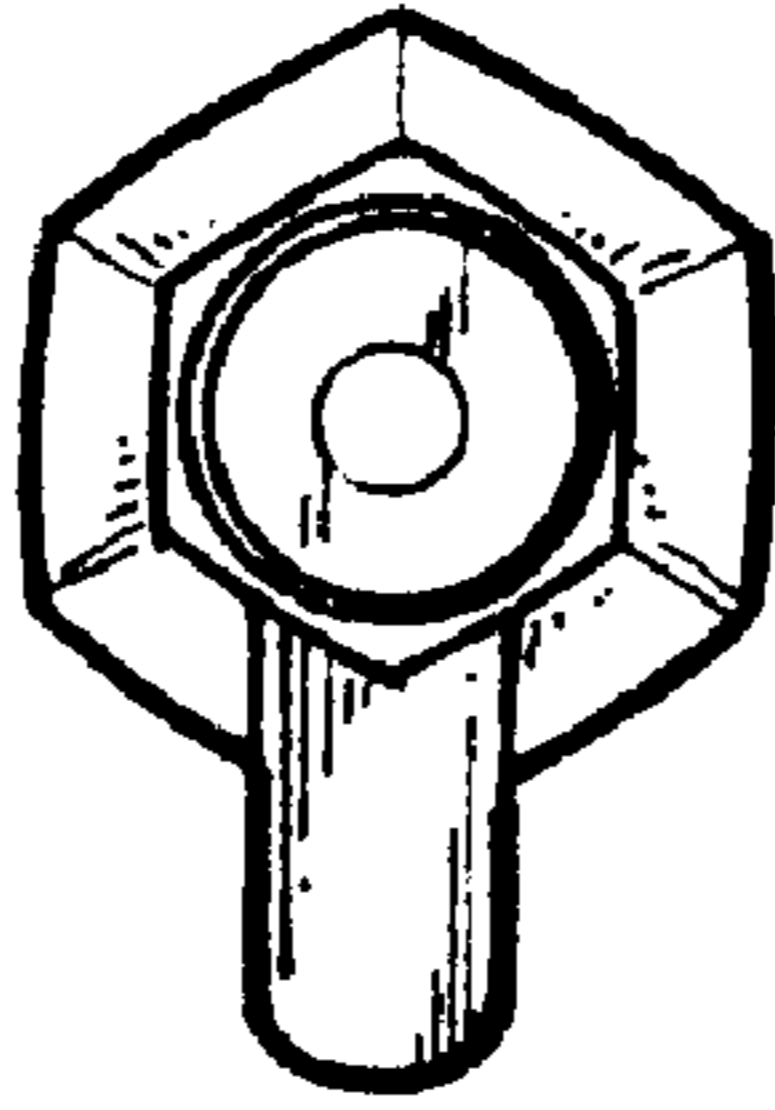


FIG. 6

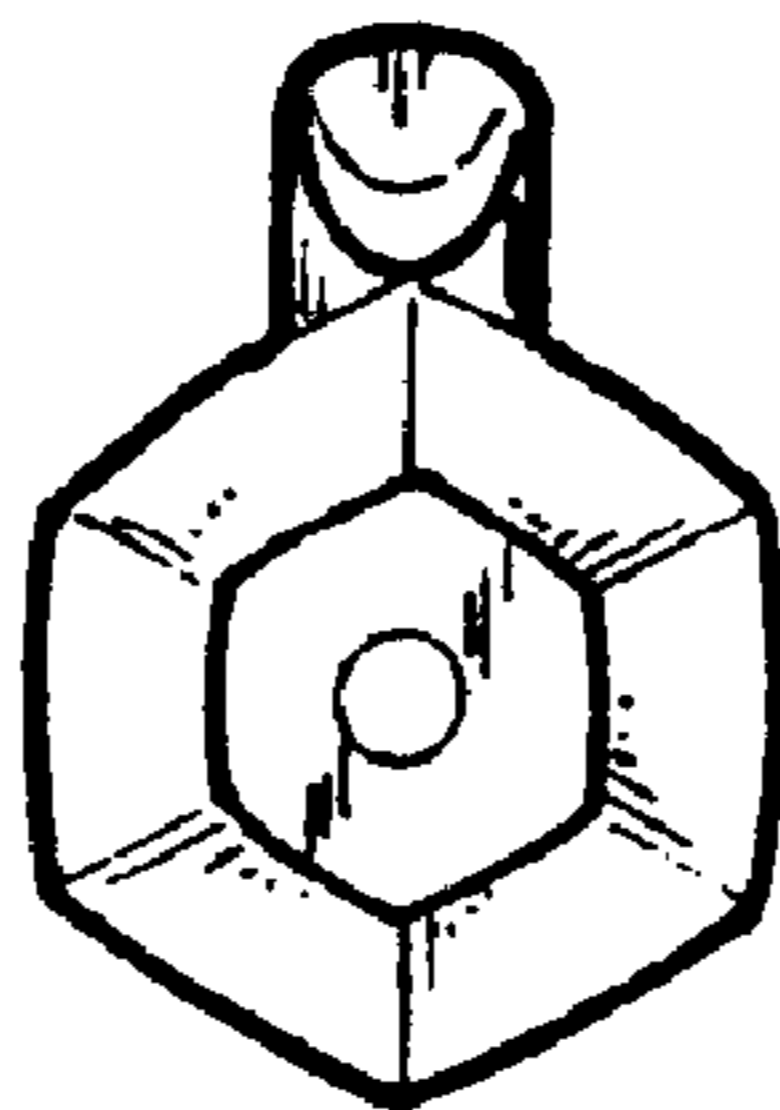


FIG. 7