



US00D469800S

(12) **United States Design Patent**
Robillard

(10) **Patent No.:** **US D469,800 S**

(45) **Date of Patent:** **** Feb. 4, 2003**

(54) **GUILLOTINE**

(75) Inventor: **Laurent Robillard**, Saint Martin
Bellevue (FR)

(73) Assignee: **Manufacture d'Articles de Precision
et de Dessin-M.A.P.E.D.** (FR)

(**) Term: **14 Years**

(21) Appl. No.: **29/153,073**

(22) Filed: **Jan. 4, 2002**

(30) **Foreign Application Priority Data**

Nov. 21, 2001 (XH) DM/058 148

(51) **LOC (7) Cl.** **18-04**

(52) **U.S. Cl.** **D18/34; D19/72**

(58) **Field of Search** D19/65, 72; D18/34,
D18/99; 83/467.1, 468, 468.1, 607, 485,
508, 583, 614, 636, 455, 752, 754, 758,
863, 872, 884, 940

(56) **References Cited**

U.S. PATENT DOCUMENTS

3,301,117 A * 1/1967 Spaulding 83/455
D319,840 S * 9/1991 Hatsumi et al. D18/34

D387,377 S * 12/1997 Daley, Jr. D18/34
D417,693 S * 12/1999 Daley, Jr. D18/34
D425,548 S * 5/2000 Rellinger D18/34
D427,626 S * 7/2000 Robillard D18/34

* cited by examiner

Primary Examiner—Martie K. Holtje

(74) *Attorney, Agent, or Firm*—Cantor Colburn LLP

(57) **CLAIM**

The ornamental design for a guillotine, as shown and described.

DESCRIPTION

FIG. 1 is a top and front perspective view of guillotine, showing my new design;

FIG. 2 is a top and rear perspective view thereof;

FIG. 3 is a front elevational view thereof;

FIG. 4 is a side elevational view thereof, taken from the right of FIG. 3;

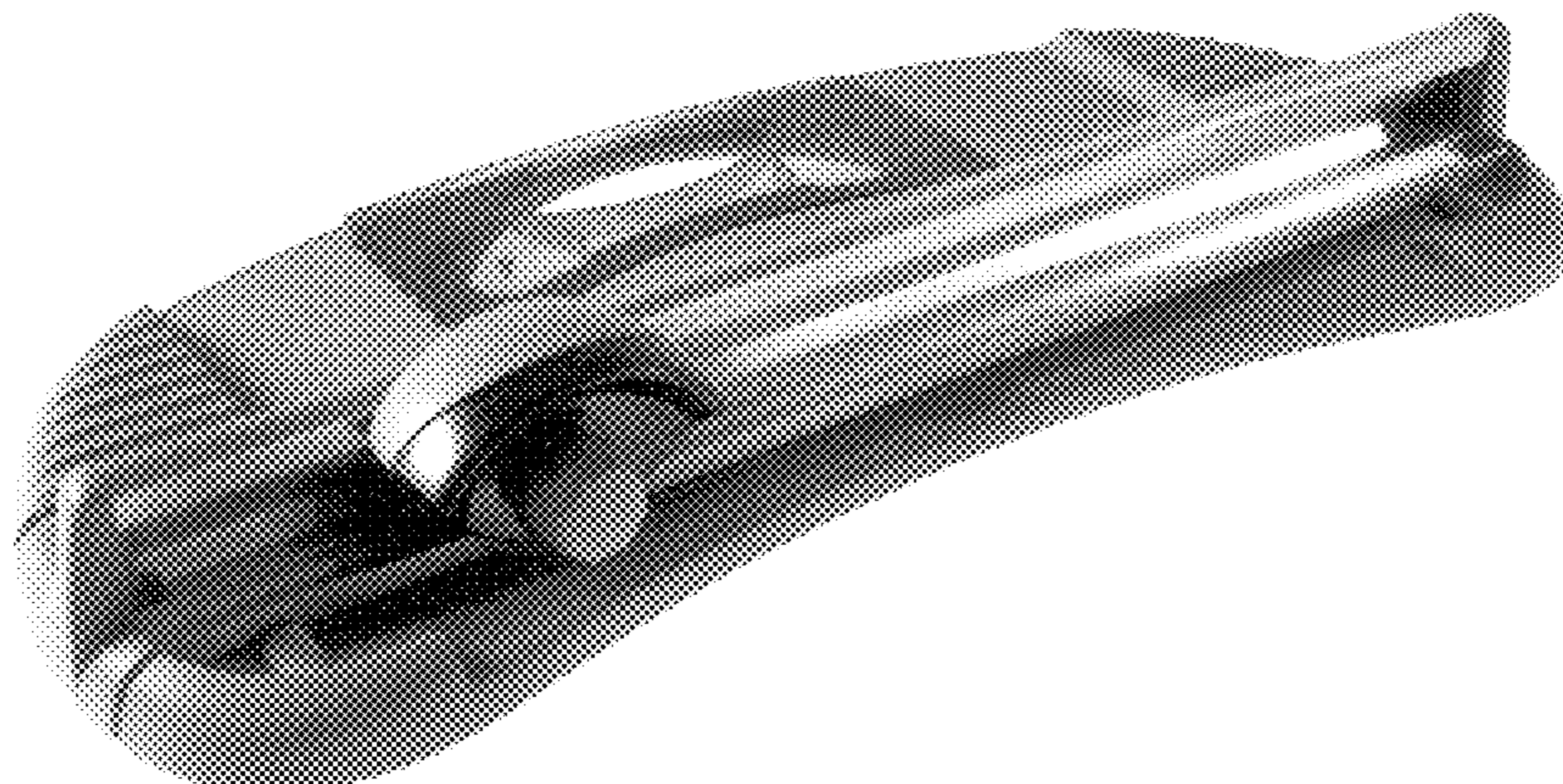

FIG. 5 is a side elevational view thereof, taken from the side opposite to that shown in FIG. 4;

FIG. 6 is a rear elevational view thereof;

FIG. 7 is a bottom plan view thereof; and,

FIG. 8 is a top plan view.

1 Claim, 4 Drawing Sheets






FIGURE 1




FIGURE 2




FIGURE 3




FIGURE 4




FIGURE 5




FIGURE 6




FIGURE 7




FIGURE 8