



US00D469798S

(12) **United States Design Patent**
Scarborough

(10) **Patent No.:** **US D469,798 S**

(45) **Date of Patent:** **** Feb. 4, 2003**

(54) **GUITAR**

(76) **Inventor:** **Douglas R. Scarborough**, 9825 Diane,
Baton Rouge, LA (US) 70815

(**) **Term:** **14 Years**

(21) **Appl. No.:** **29/142,355**

(22) **Filed:** **May 24, 2001**

(51) **LOC (7) Cl.** **17-03**

(52) **U.S. Cl.** **D17/19**

(58) **Field of Search** D17/14, 15, 18-20;
84/267, 268, 291-293

(56) **References Cited**

U.S. PATENT DOCUMENTS

446,450	A	2/1891	Heyder	
555,651	A	3/1896	Merrill	
586,032	A	7/1897	Hartman	
798,869	A	* 9/1905	Brandt	84/291
D149,426	S	* 4/1948	Lademann	D17/19
2,498,926	A	2/1950	Mitchell	84/267
2,998,742	A	9/1961	Pratt	84/267
3,153,970	A	* 10/1964	Mulchi	D17/19
D209,923	S	1/1968	Baker et al.	D17/19
3,438,297	A	4/1969	Ogletree	84/267

3,440,919	A	4/1969	Baker	84/291
D253,350	S	11/1979	Kaman	D17/19
D254,621	S	* 4/1980	Bolen	D17/19
D259,199	S	5/1981	Kelly et al.	D17/14
4,320,684	A	* 3/1982	Podunavac	84/267
D269,437	S	6/1983	Wilson et al.	D17/14
D269,975	S	8/1983	Kaman	D17/14
4,573,391	A	* 3/1986	White	84/291

* cited by examiner

Primary Examiner—Adir Aronovich

(74) *Attorney, Agent, or Firm*—David L. Ray


(57) **CLAIM**

The ornamental design for a guitar, as shown.

DESCRIPTION

FIG. 1 is a front elevational view of a guitar showing my new design;
FIG. 2 is a right side elevational view thereof;
FIG. 3 is a back elevational view thereof;
FIG. 4 is a left side elevational view thereof;
FIG. 5 is a bottom plan view thereof;
FIG. 6 is a top plan view thereof; and,
FIG. 7 is a front perspective view thereof.

1 Claim, 3 Drawing Sheets






FIG. 1.




FIG. 2.

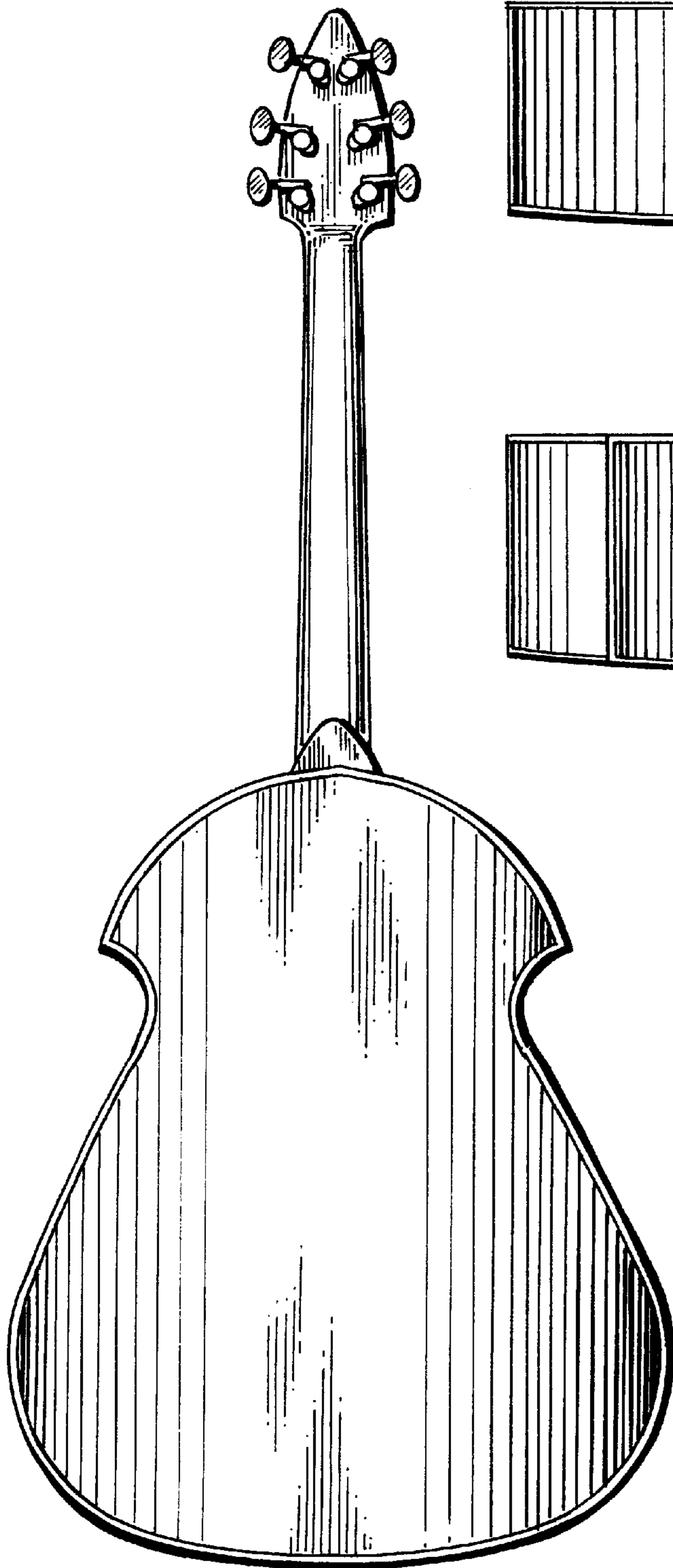


FIG. 3.




FIG. 5.




FIG. 6.

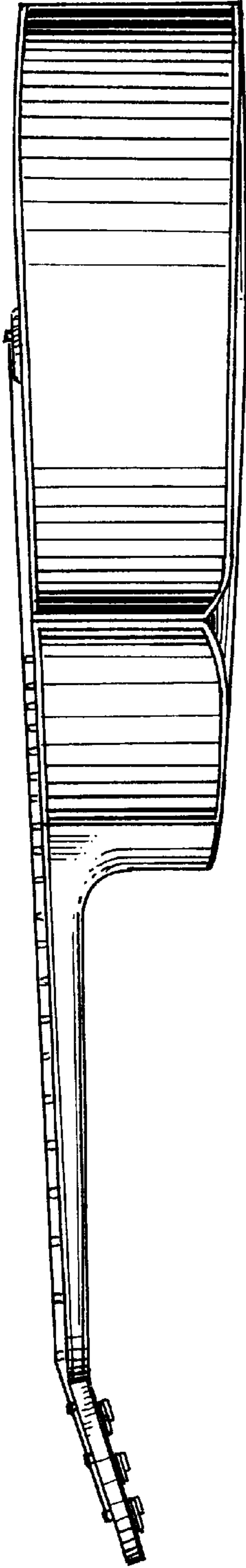


FIG. 4.

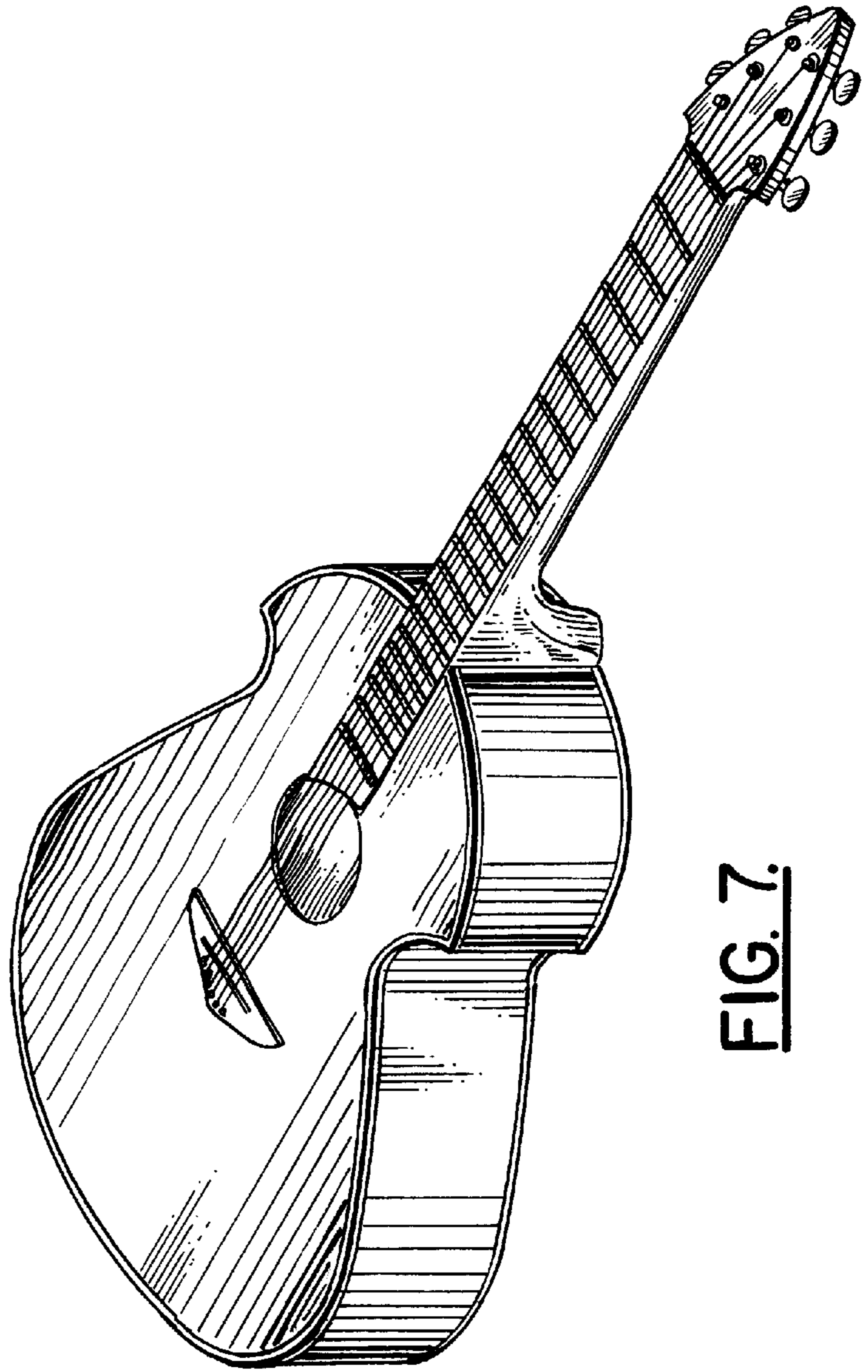


FIG. 7.