



US00D469797S

(12) **United States Design Patent**
Pientka

(10) **Patent No.:** **US D469,797 S**

(45) **Date of Patent:** **** Feb. 4, 2003**

(54) **IN-LINE KEYBOARD FOR MUSICAL INSTRUMENT**

(76) **Inventor:** **Vincent F. Pientka**, 1733 County Rd. M, Stevens Point, WI (US) 54481

(**) **Term:** **14 Years**

(21) **Appl. No.:** **29/145,450**

(22) **Filed:** **Jul. 24, 2001**

(51) **LOC (7) Cl.** **17-01**

(52) **U.S. Cl.** **D17/9; D17/1**

(58) **Field of Search** D17/1-2, 5-9, D17/99; 84/423 R, 439, DIG. 7, 442, 446, 434; D13/162, 162.1, 164

(56) **References Cited**

U.S. PATENT DOCUMENTS

D186,191 S	*	9/1959	Rolfing	D17/9
D215,674 S	*	10/1969	Arseneault	D17/1
4,031,800 A	*	6/1977	Thompson	84/423 R
D280,406 S	*	9/1985	Walker	D14/100
D308,218 S	*	5/1990	Sinkler, Jr.	D17/99

D371,352 S	*	7/1996	Bertram et al.	D14/115
D373,134 S	*	8/1996	Bertram et al.	D17/1
6,218,601 B1	*	4/2001	Pientka	84/423 R
6,420,641 B1	*	7/2002	Kuan	84/658
6,444,888 B1	*	9/2002	VanDruff	84/609

* cited by examiner

Primary Examiner—Ruth McInroy

(74) *Attorney, Agent, or Firm*—Donald Cayen

(57) **CLAIM**

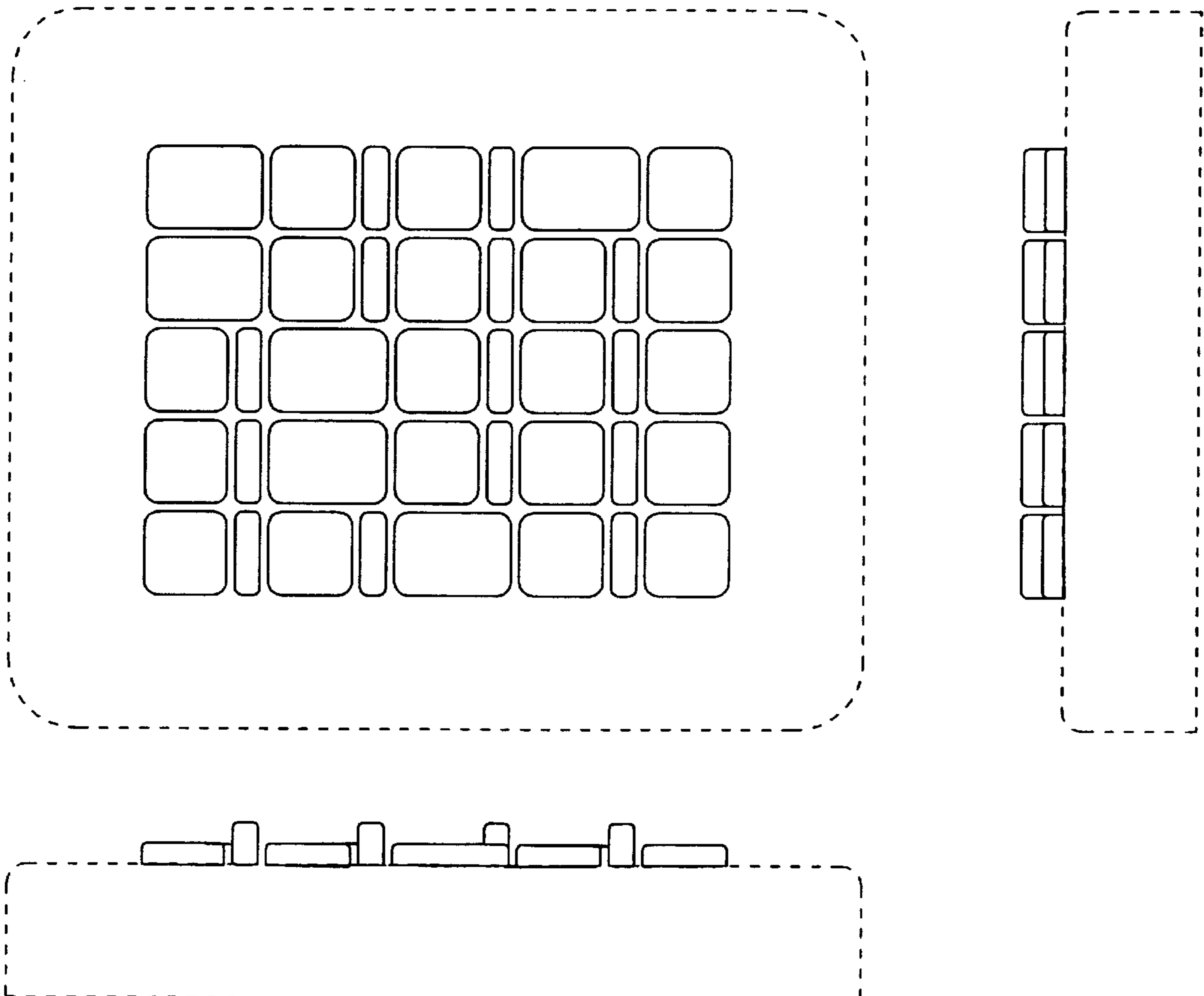
The ornamental design for a in-line keyboard for musical instrument, as shown and described.

DESCRIPTION

FIG. 1 is a top view of an in-line keyboard for musical instrument showing my new design; FIG. 2 is a front view thereof; FIG. 3 is a right side view thereof; FIG. 4 is a left side view thereof; and, FIG. 5 is a rear view thereof.

The broken line in FIGS. 1-5 is for illustrative purposes only and forms no part of the claimed design.

1 Claim, 1 Drawing Sheet



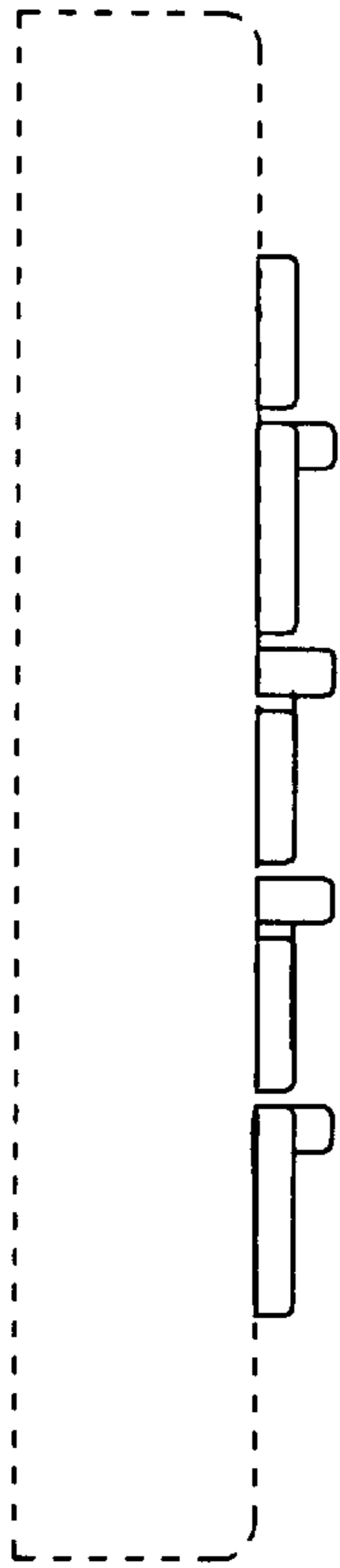


FIG. 5




FIG. 3




FIG. 1

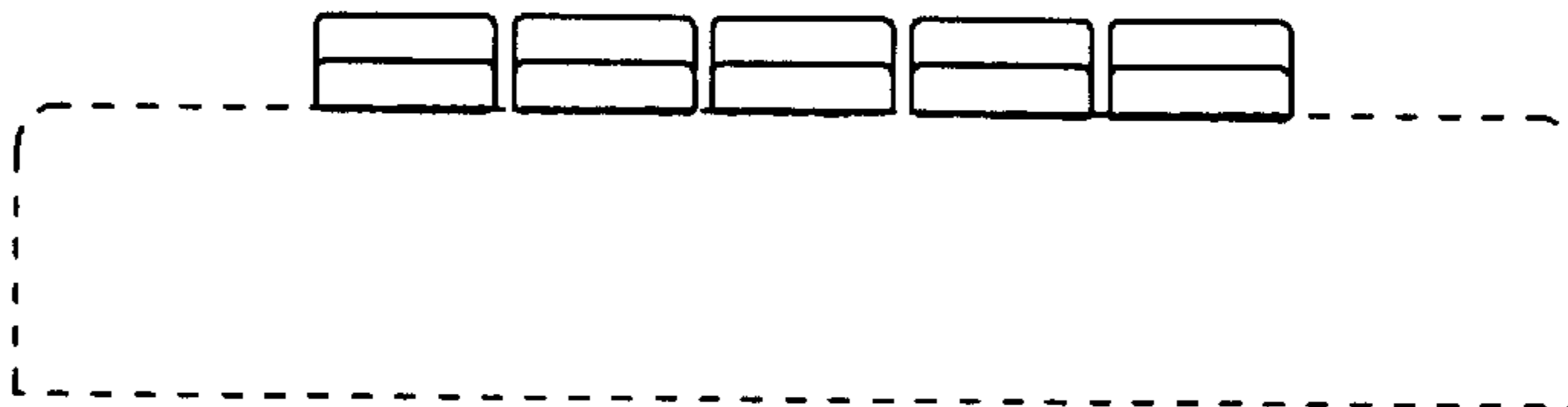


FIG. 4

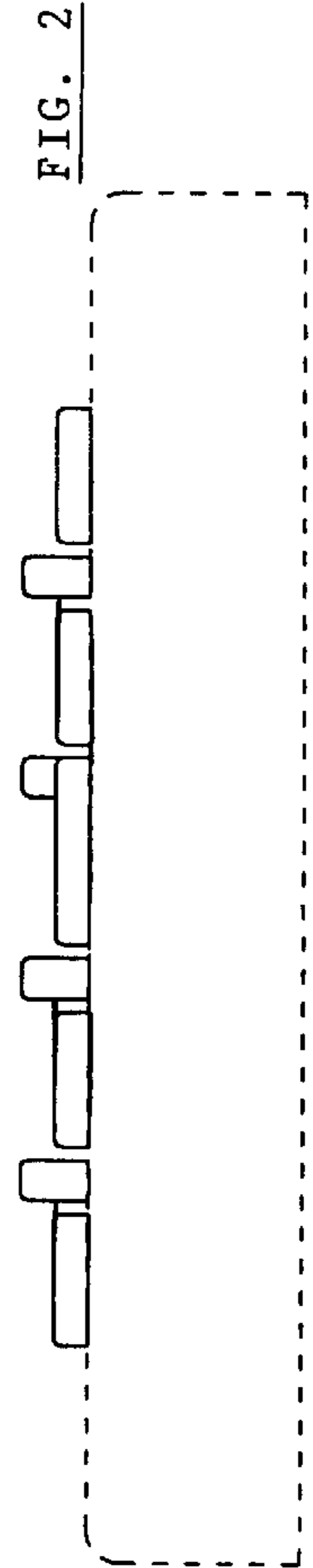


FIG. 2