



US00D469780S

(12) **United States Design Patent**  
**Nonomura**

(10) **Patent No.:** **US D469,780 S**

(45) **Date of Patent:** **\*\* Feb. 4, 2003**

(54) **COVER FOR TAPE CARTRIDGE**

(75) Inventor: **Yoshihito Nonomura, Gifu (JP)**

(73) Assignee: **Brother Industries, Ltd., Nagoya (JP)**

(\*\*) Term: **14 Years**

(21) Appl. No.: **29/143,465**

(22) Filed: **Jun. 15, 2001**

(30) **Foreign Application Priority Data**

Dec. 26, 2000 (JP) ..... 2000-037037  
Dec. 26, 2000 (JP) ..... 2000-037040

(51) **LOC (7) Cl.** ..... **14-99**

(52) **U.S. Cl.** ..... **D14/483**

(58) **Field of Search** ..... D14/474-484,  
D14/496, 161, 164; 360/131, 137, 134,  
132; 242/327, 335, 338, 348, 354, 358,  
358.1, 343.2, 345.2, 347, 376, 377, 382,  
382.6, 385, 899, DIG. 1, 118; 369/292

(56) **References Cited**

**U.S. PATENT DOCUMENTS**

3,685,767 A \* 8/1972 Kakiuchi et al. .... 242/354  
3,897,027 A \* 7/1975 Bolick, Jr. .... 242/324  
4,496,118 A \* 1/1985 Oishi et al. .... 242/345  
D277,567 S \* 2/1985 Ogata et al. .... D14/483

D277,568 S \* 2/1985 Ogata et al. .... D14/483  
D282,357 S \* 1/1986 Gell ..... D14/475  
4,773,614 A \* 9/1988 Makino et al. .... 242/347  
D352,305 S \* 11/1994 Cooper ..... D14/475  
5,645,242 A \* 7/1997 Kikuchi et al. .... 242/347  
6,114,016 A \* 9/2000 Sasaki et al. .... 242/347

\* cited by examiner

*Primary Examiner*—Prabhakar Deshmukh

(74) *Attorney, Agent, or Firm*—Oliff & Berridge, PLC

(57) **CLAIM**

The ornamental design for a cover for tape cartridge, as shown and described.

**DESCRIPTION**

FIG. 1 is a front view of a cover for tape cartridge;  
FIG. 2 is a rear view thereof;  
FIG. 3 is a left side view thereof;  
FIG. 4 is a right side view thereof;  
FIG. 5 is a top view thereof;  
FIG. 6 is a bottom view thereof;  
FIG. 7 is a perspective view thereof; and,  
FIG. 8 is a perspective view thereof showing the cover installed on a tape cassette case with a tape spool support mounted in the case.

The broken line showing of a cartridge is for illustrative purpose only and forms no part of the claimed design.

**1 Claim, 5 Drawing Sheets**

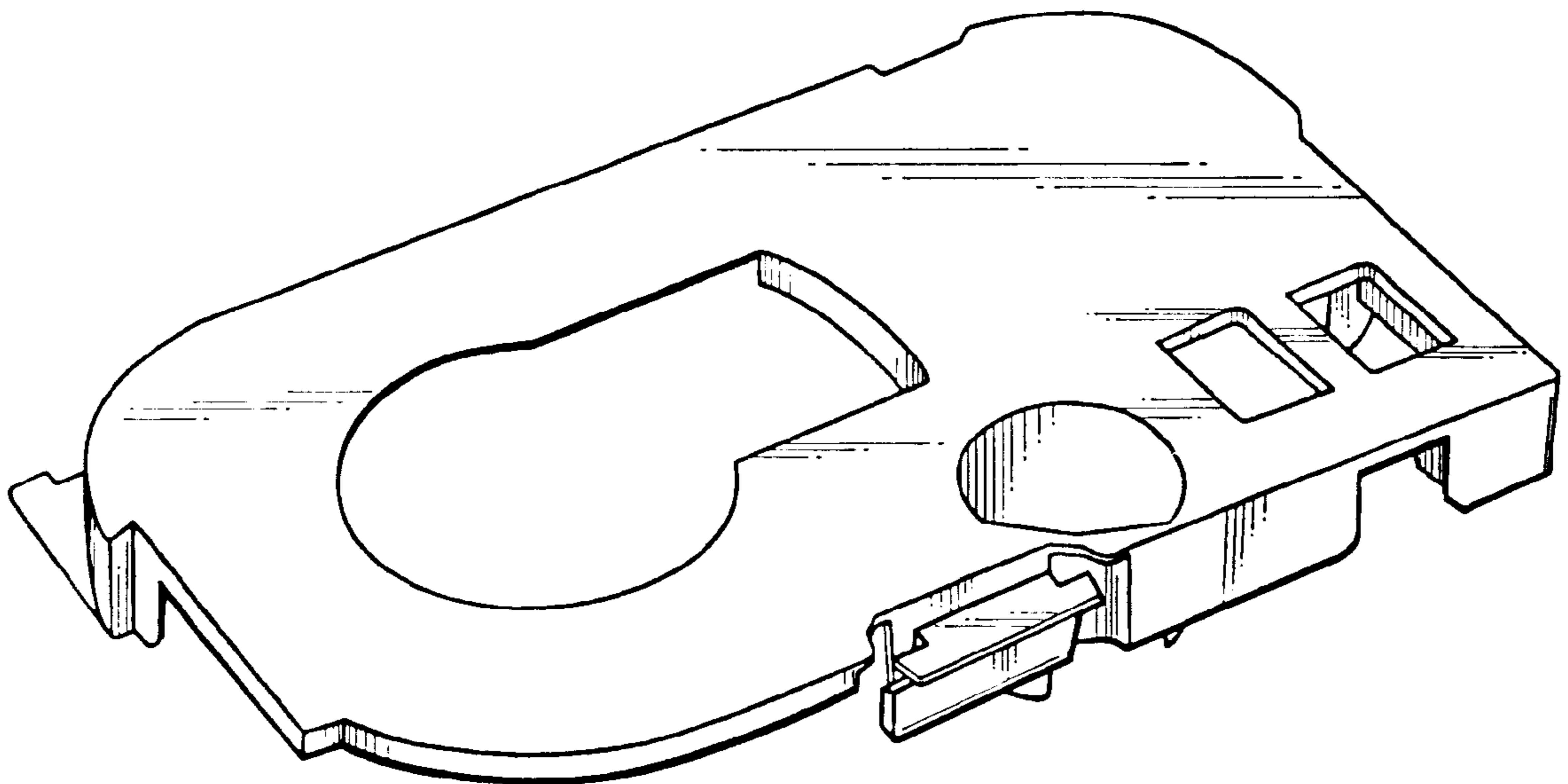


FIG. 1

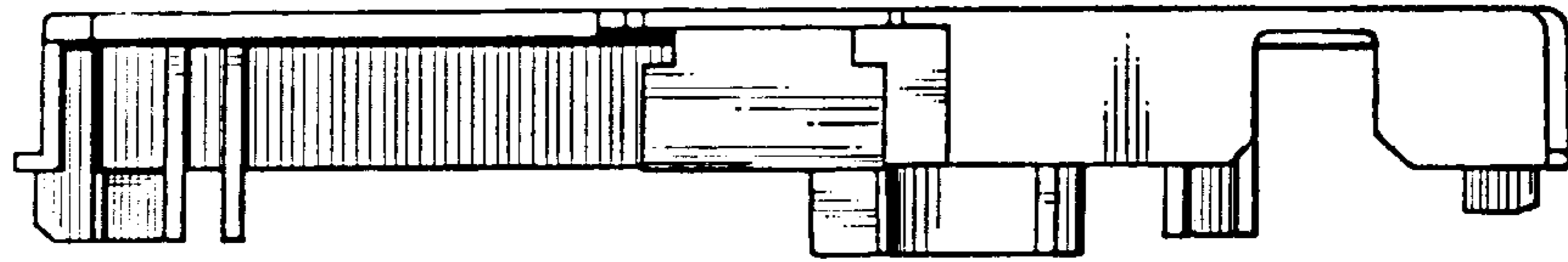


FIG. 2




FIG. 3

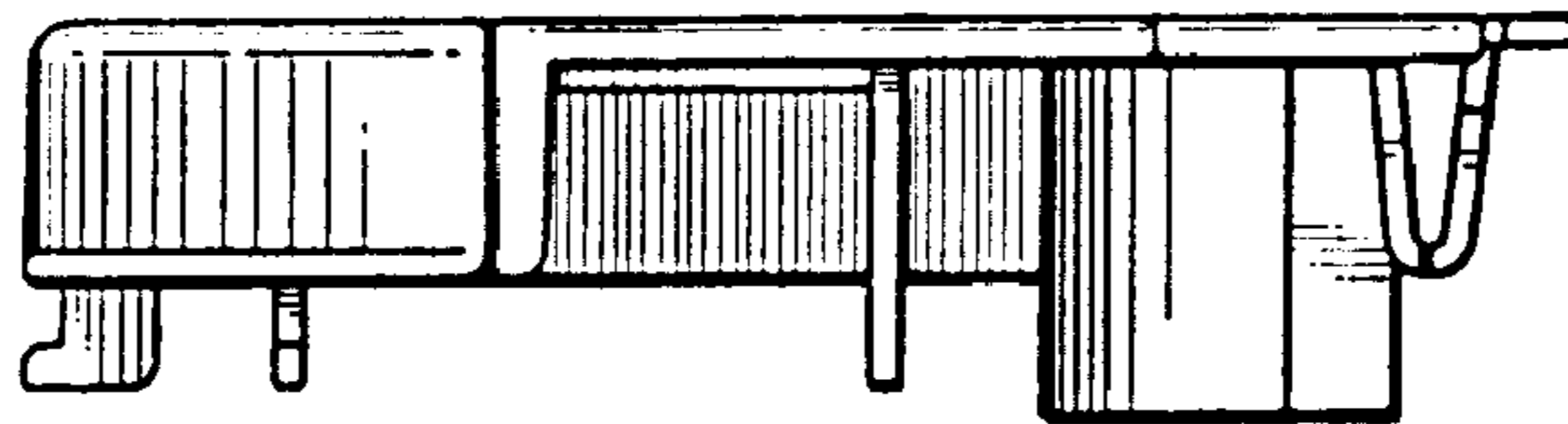


FIG. 4

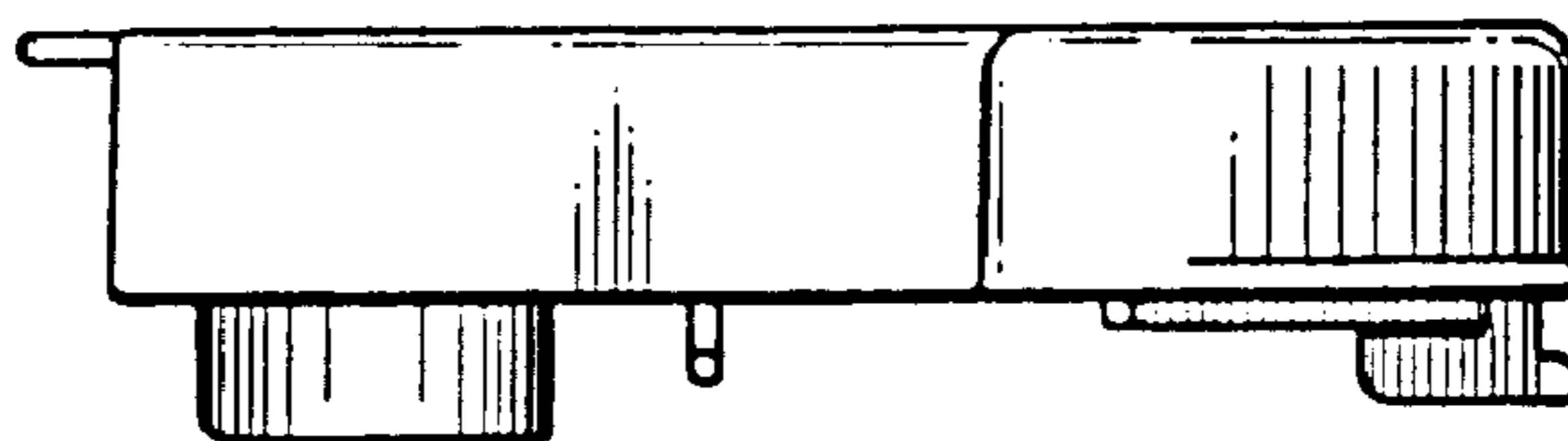


FIG. 5

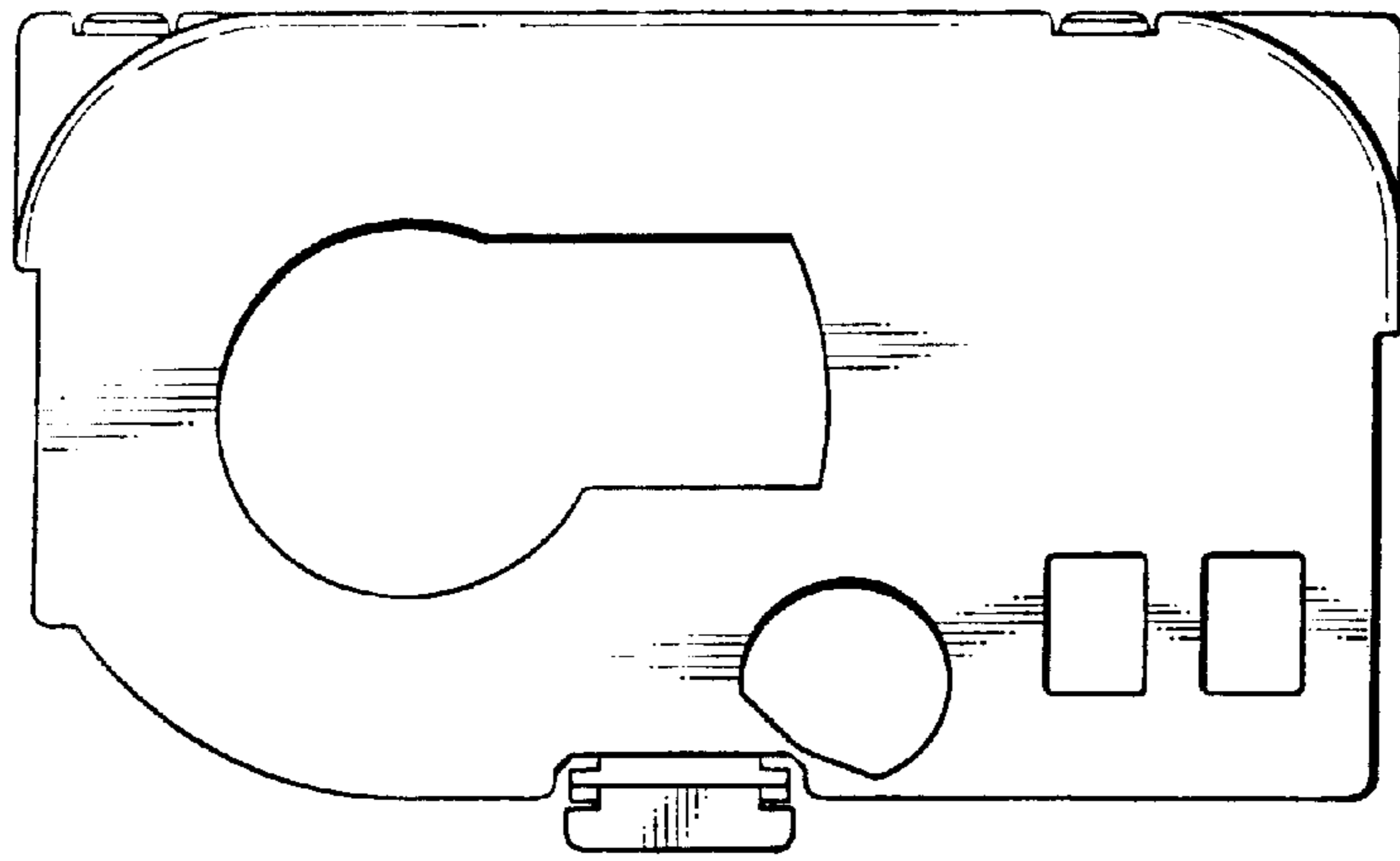


FIG. 6

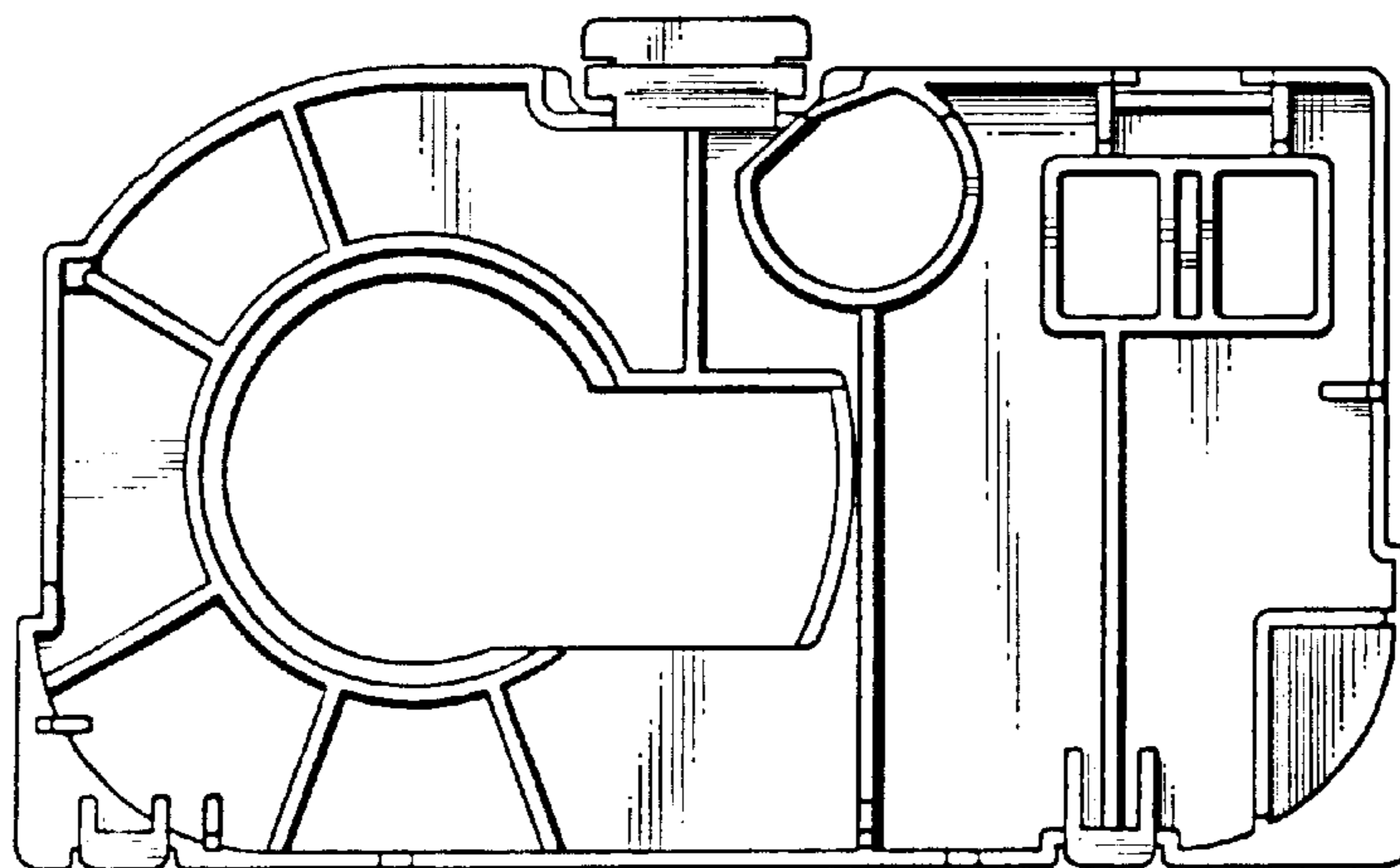


FIG. 7

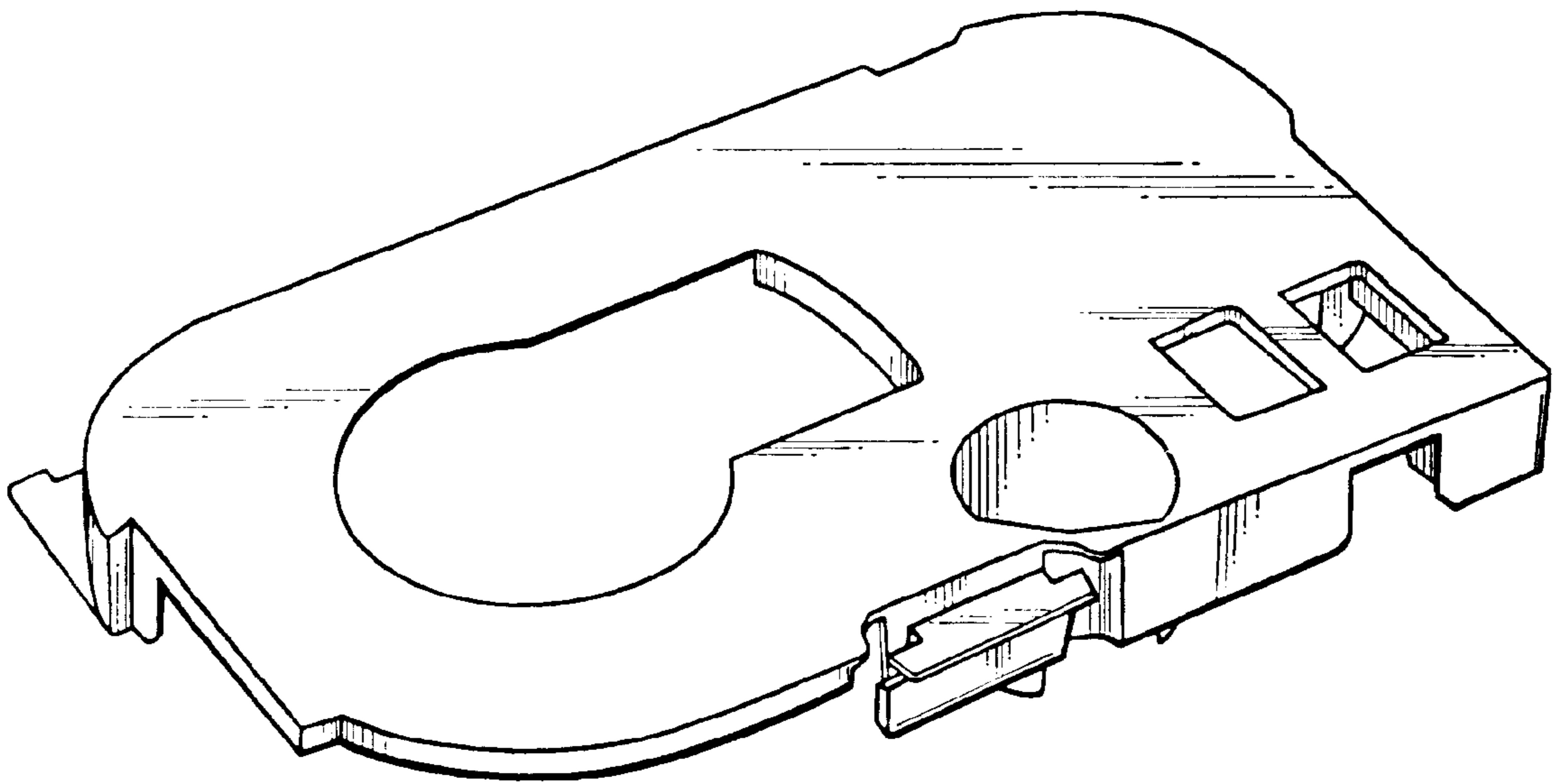


FIG. 8

