



US00D469777S

(12) **United States Design Patent**
Burke

(10) **Patent No.:** **US D469,777 S**

(45) **Date of Patent:** **** Feb. 4, 2003**

(54) **TRANSACTION CARD**

(75) **Inventor:** **James Burke**, Wilmington, DE (US)

(73) **Assignee:** **First USA Bank, N.A.**, Wilmington, DE (US)

(**) **Term:** **14 Years**

(21) **Appl. No.:** **29/128,133**

(22) **Filed:** **Aug. 18, 2000**

Related U.S. Application Data

(62) Division of application No. 29/101,870, filed on Mar. 12, 1999, now Pat. No. Des. 434,041.

(51) **LOC (7) Cl.** **14-02**

(52) **U.S. Cl.** **D14/436**

(58) **Field of Search** D14/435-8; D19/9, D19/10; D13/182; 235/379, 380, 487-94, 375, 441-3; 361/736-7, 752; 40/124.01

(56) **References Cited**

U.S. PATENT DOCUMENTS

4,609,812 A	9/1986	Drexler
D290,136 S	6/1987	Ball et al.
D304,826 S	11/1989	Sutoha
D305,023 S	12/1989	Suto
D310,386 S	9/1990	Michels et al.
5,336,871 A	8/1994	Colgate, Jr.
D359,305 S	6/1995	Finkelstein
D367,273 S	2/1996	Ebe
D374,870 S	10/1996	Gaumet
5,608,203 A	3/1997	Finkelstein et al.
D387,802 S	12/1997	Finkelstein et al.
5,700,037 A	12/1997	Keller
5,844,230 A	12/1998	Lalonde

D406,861 S	3/1999	Leedy, Jr.
D408,054 S	4/1999	Leedy, Jr.
5,932,866 A	8/1999	Terada et al.

Primary Examiner—M. H. Tung

(74) *Attorney, Agent, or Firm*—James M. Singer; Pepper Hamilton LLP

(57) **CLAIM**

The ornamental design for a transaction card, as shown and described.

DESCRIPTION

FIG. 1 is a front elevation view of a first embodiment of the transaction card, showing my new design;
 FIG. 2 is a bottom plan view of the first embodiment, the top plan view being the mirror image thereof;
 FIG. 3 is a back elevation view of the first embodiment;
 FIG. 4 is a left elevation view of the first embodiment, the right elevation view being the mirror image thereof;
 FIG. 5 is a front elevation view of a second embodiment of the transaction card, showing my new design;
 FIG. 6 is a bottom plan view of the second embodiment, the top plan view being the mirror image thereof;
 FIG. 7 is a back elevation view of the second embodiment;
 FIG. 8 is a left elevation view of the second embodiment, the right elevation view being the mirror image thereof;
 FIG. 9 is a front elevation view of a third embodiment of the transaction card, showing my new design;
 FIG. 10 is a bottom plan view of the third embodiment, the top plan view being the mirror image thereof;
 FIG. 11 is a back elevation view of the third embodiment; and,
 FIG. 12 is a left elevation view of the third embodiment, the right elevation view being the mirror image thereof;

1 Claim, 3 Drawing Sheets


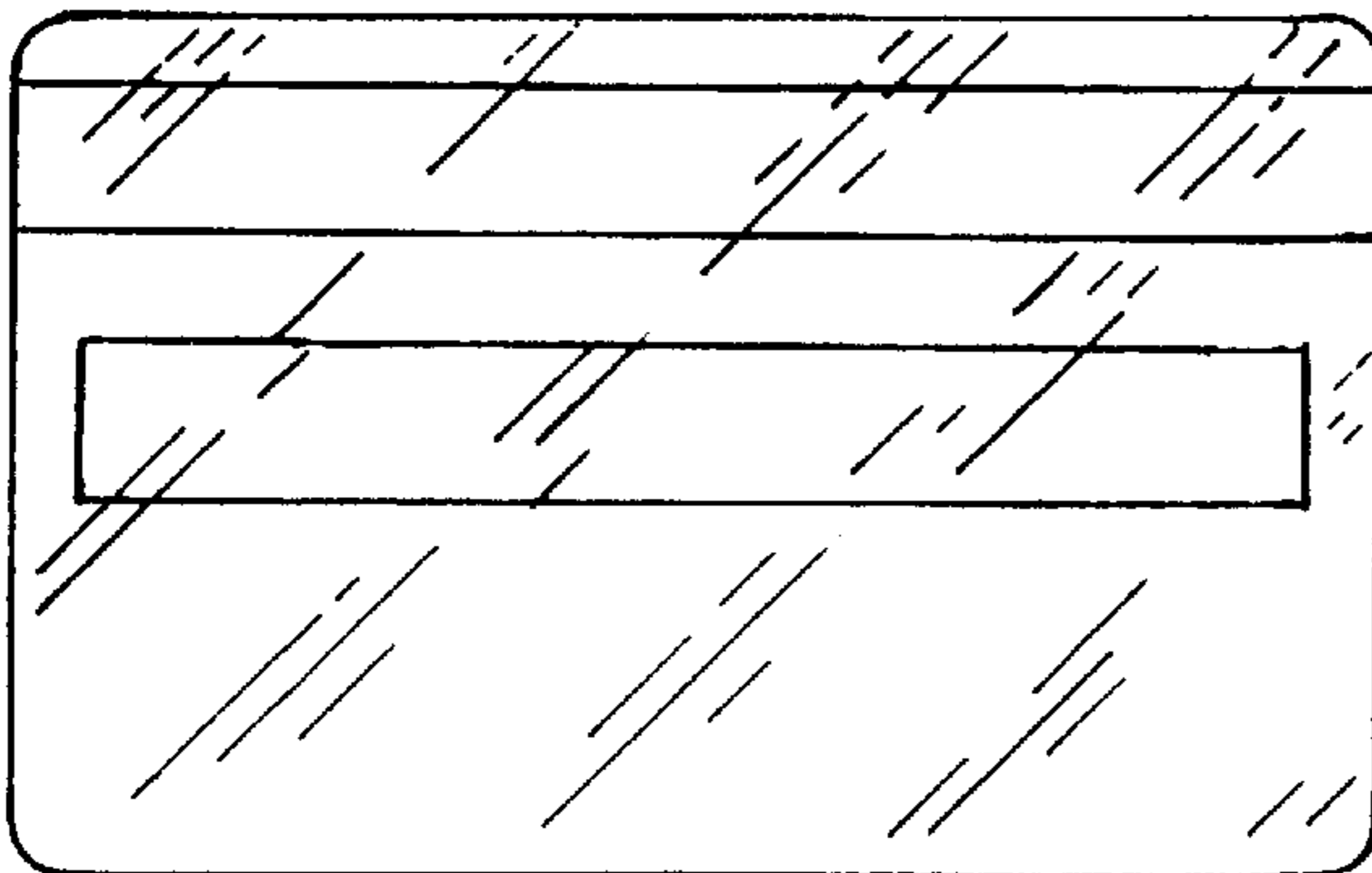


Fig. 1

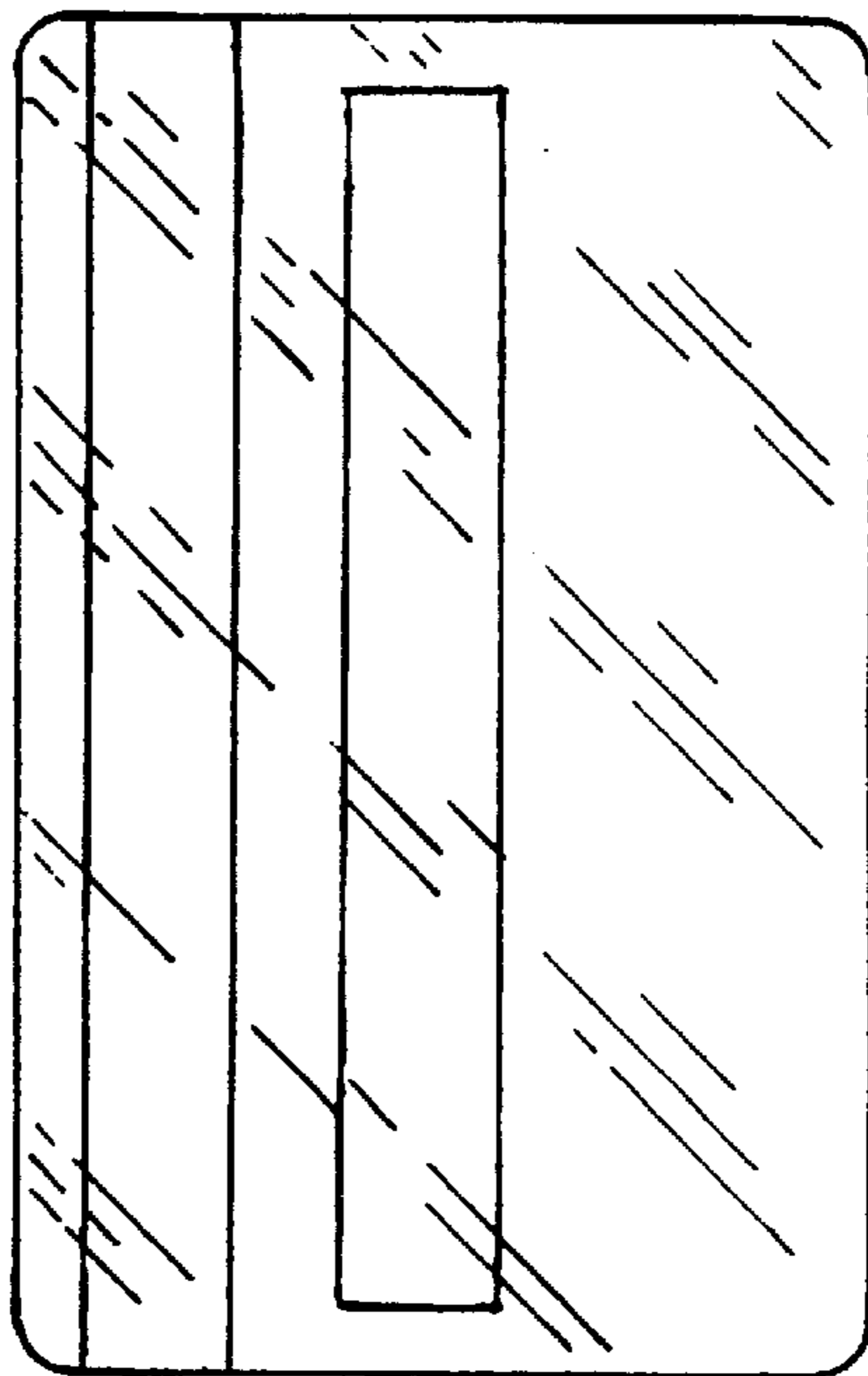


Fig. 3




Fig. 4



Fig. 2



Fig. 5

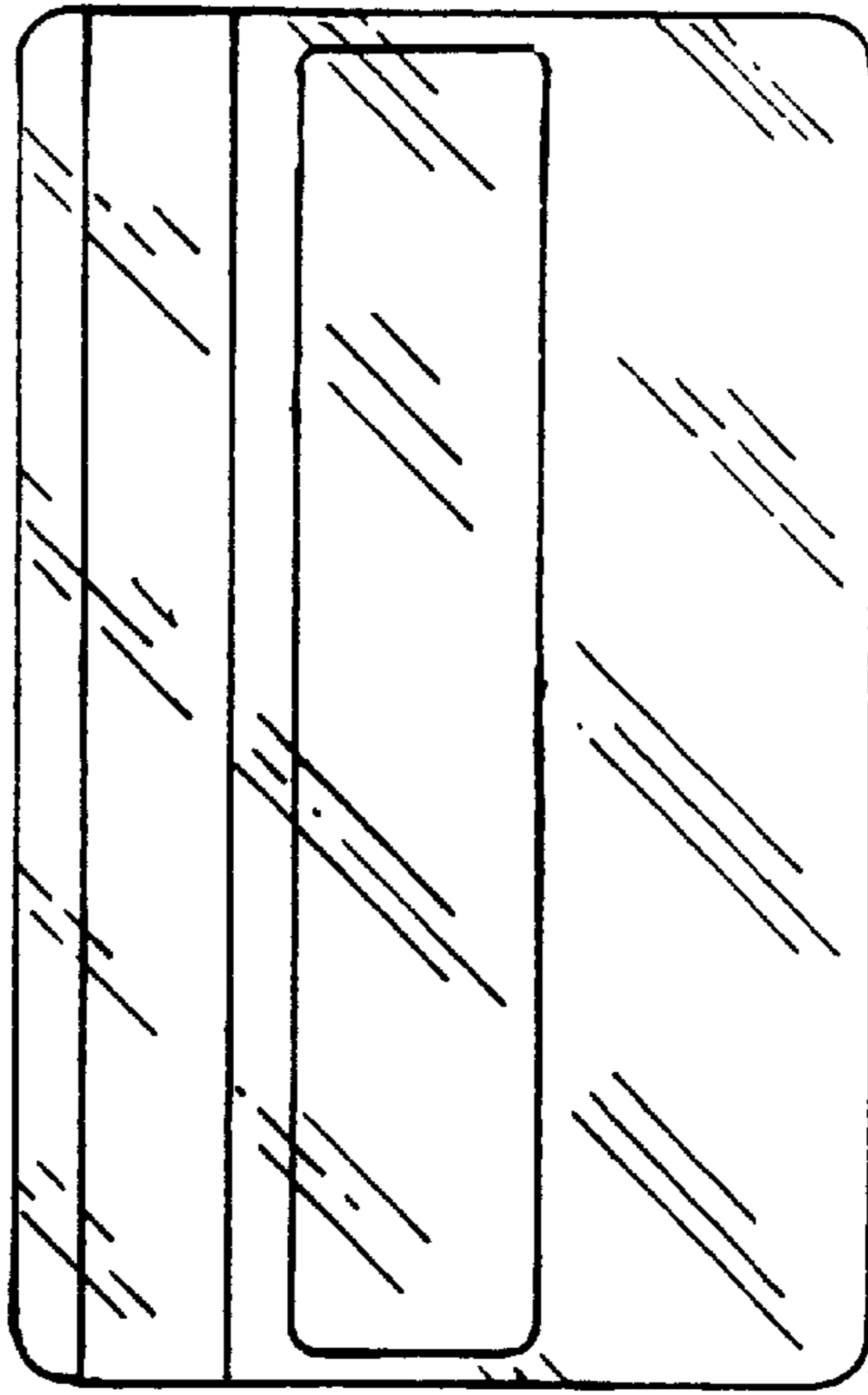


Fig. 7

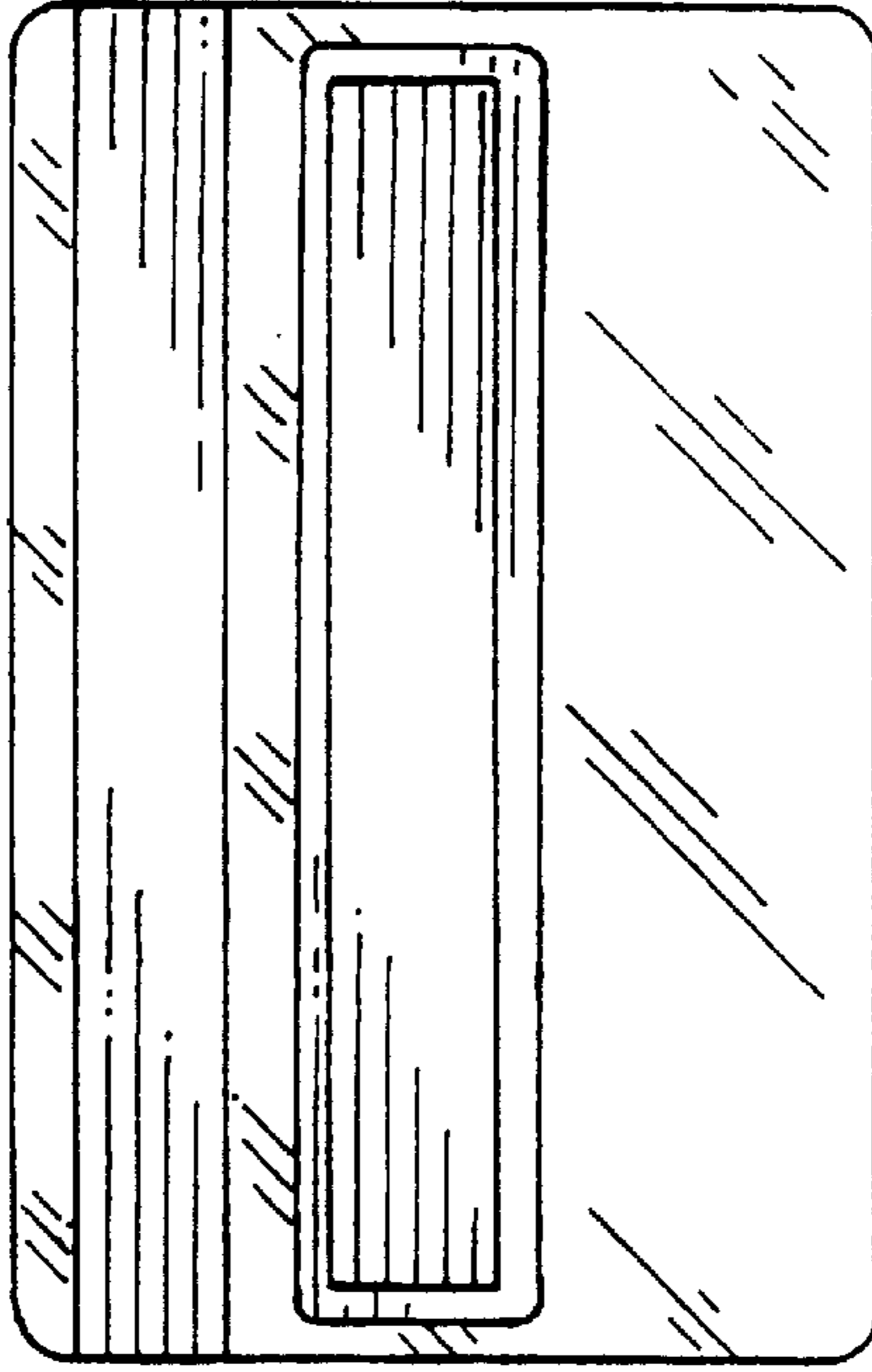


Fig. 8




Fig. 6



Fig. 9

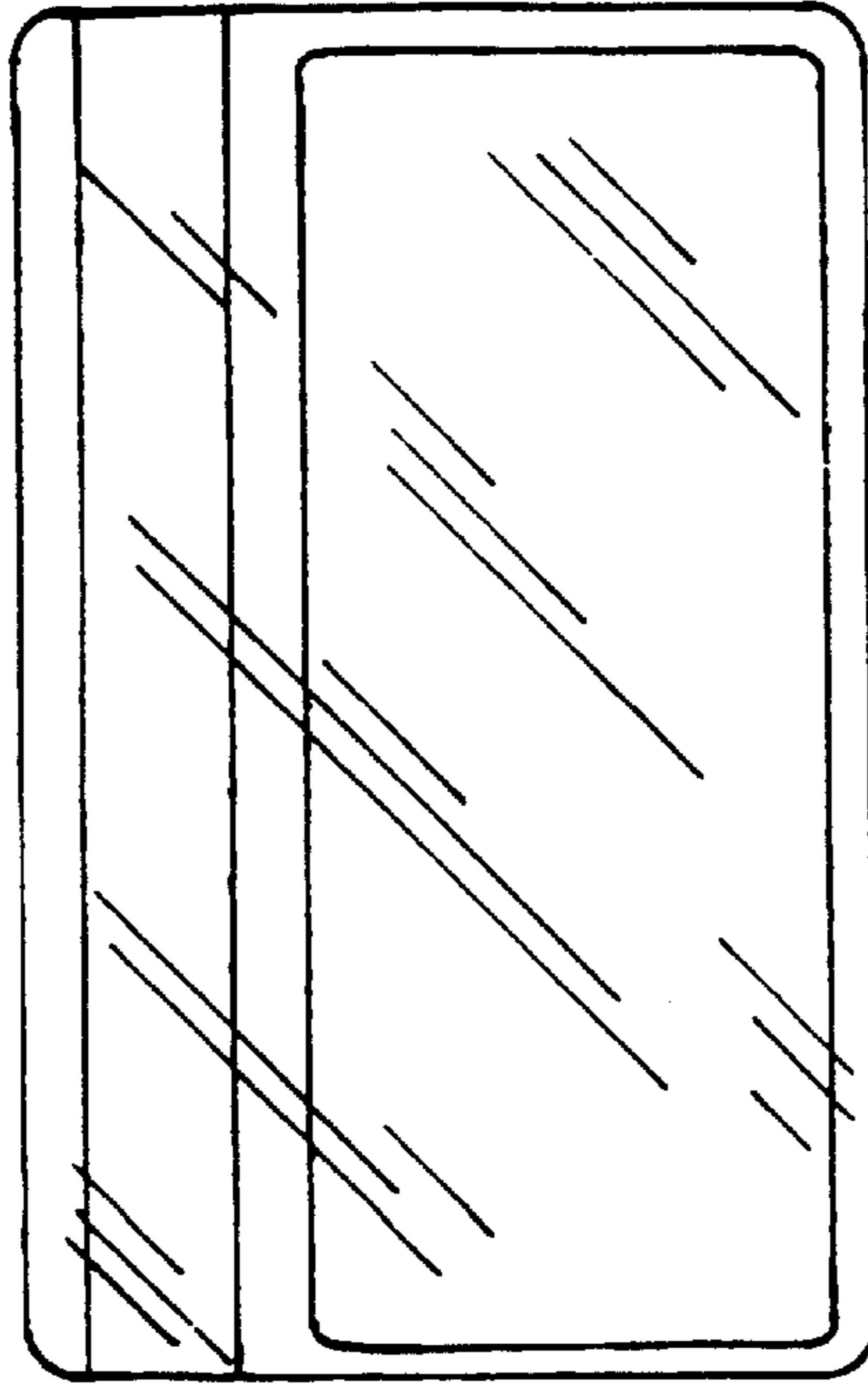


Fig. 11




Fig. 12



Fig. 10

