



US00D469766S

(12) **United States Design Patent**
Hussaini et al.

(10) **Patent No.:** **US D469,766 S**

(45) **Date of Patent:** **** Feb. 4, 2003**

(54) **GAME CONTROLLER**

(75) Inventors: **Saied Hussaini**, Miami, FL (US); **Marc Iacovelli**, Miami, FL (US)

(73) Assignee: **Intec, Inc.**, Miami, FL (US)

(**) Term: **14 Years**

(21) Appl. No.: **29/159,575**

(22) Filed: **Apr. 25, 2002**

(51) **LOC (7) Cl.** **14-02**

(52) **U.S. Cl.** **D14/401**

(58) **Field of Search** D14/400, 401,
D14/412-416; D21/324, 333; 273/148 B;
463/1, 37, 38, 40-47; 345/156-161, 905

(56) **References Cited**

U.S. PATENT DOCUMENTS

5,046,739	A	*	9/1991	Reichow	273/148 B
D410,914	S	*	6/1999	Tyler et al.	D14/401
D415,752	S	*	10/1999	Tyler et al.	D14/401
6,001,015	A	*	12/1999	Nishiumi et al.	463/38
D424,047	S	*	5/2000	Chan	D14/401
6,171,181	B1	*	1/2001	Ogata et al.	273/148 B

6,231,444	B1	*	8/2001	Goto et al.	273/148 B
D453,932	S	*	2/2002	Han et al.	D14/401
D459,727	S	*	7/2002	Ashida	D14/401

* cited by examiner

Primary Examiner—Prabhakar Deshmukh

(74) *Attorney, Agent, or Firm*—Liniak, Berenato & White

(57) **CLAIM**

The ornamental design for a game controller, as shown and described.

DESCRIPTION

FIG. 1 is a top View of the game controller according to the present invention.

FIG. 2 is a bottom view of the game controller of FIG. 1.

FIG. 3 is a left side view of the game controller of FIG. 1.

FIG. 4 is a right side view of the game controller of FIG. 1.

FIG. 5 is a front view of the game controller of FIG. 1.

FIG. 6 is a rear view of the game controller of FIG. 1; and,

FIG. 7 is a rear elevational perspective view of the game controller of FIG. 1.

The broken line showing of electric conduit is for illustrative purpose only and forms no part of the claimed design.

1 Claim, 4 Drawing Sheets




Fig. 1



Fig. 2

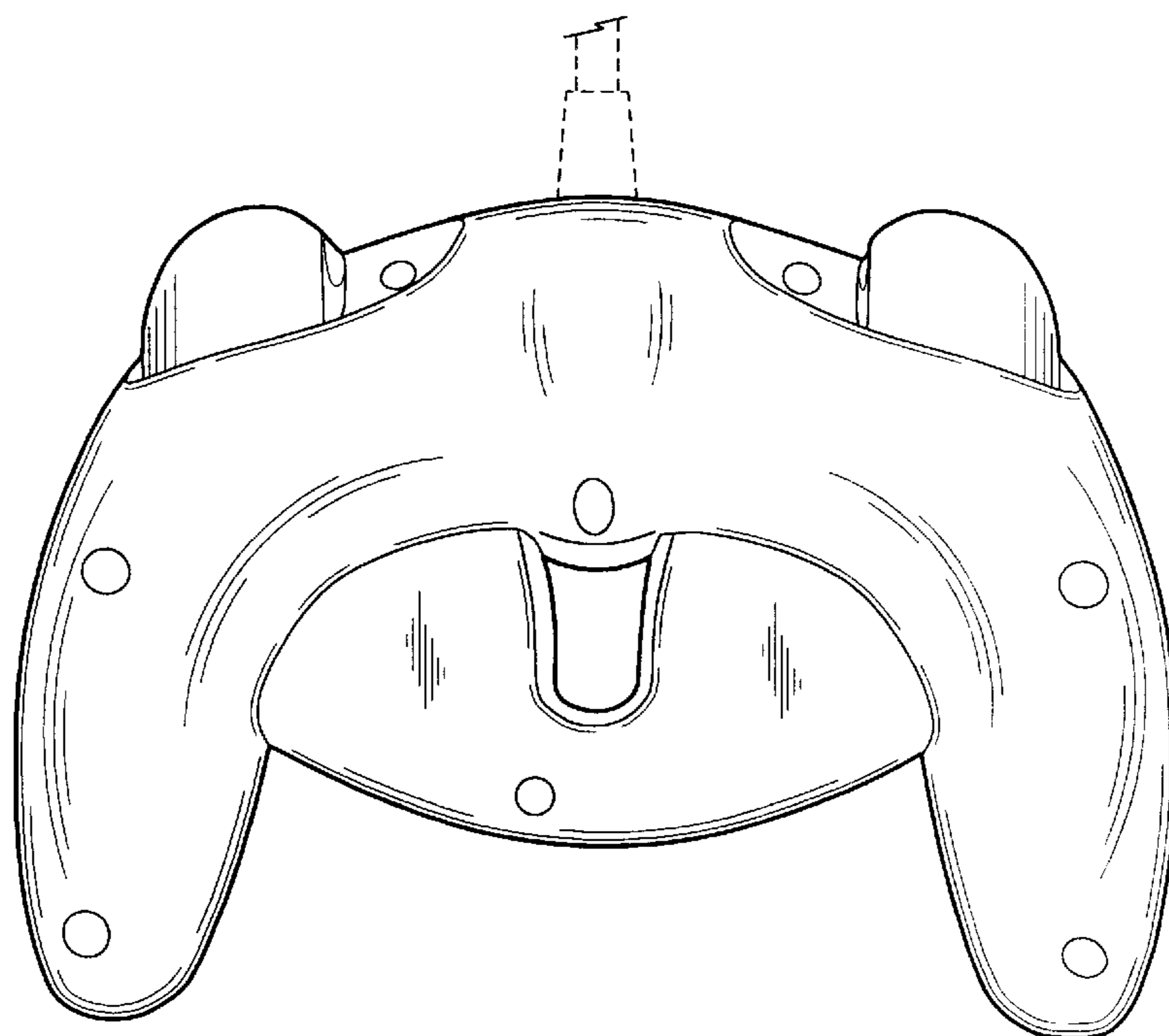


Fig. 3

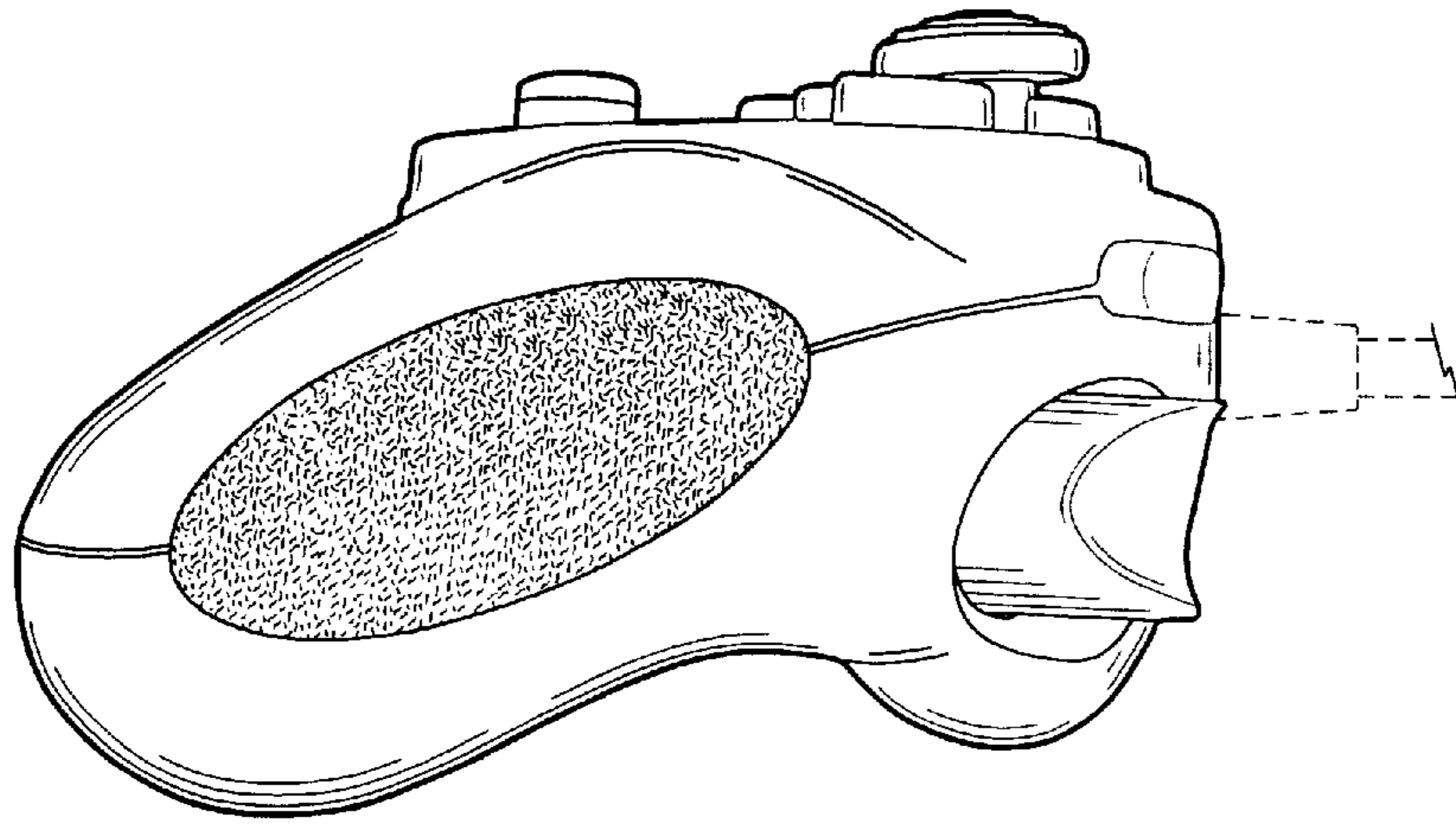


Fig. 4

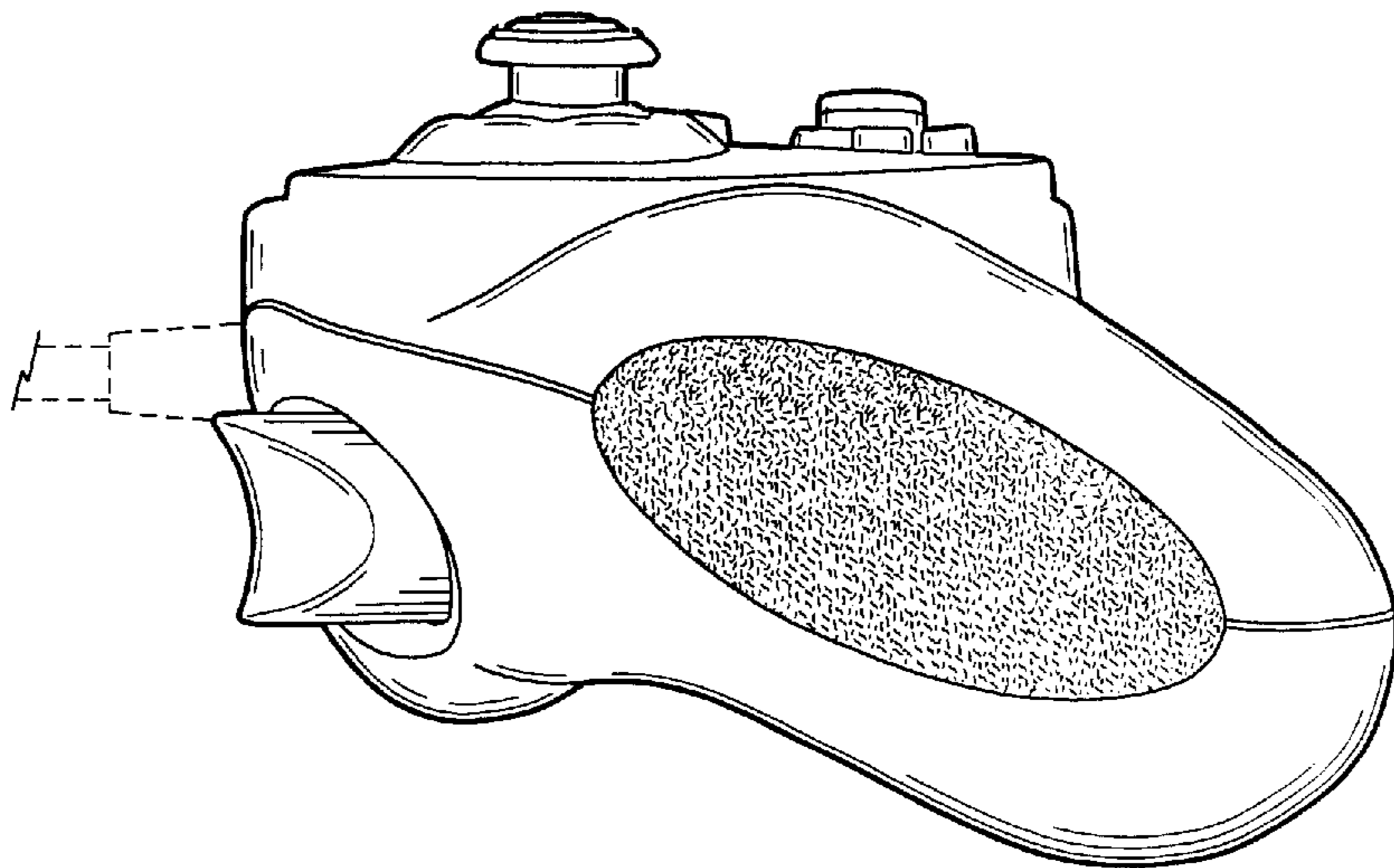


Fig. 5

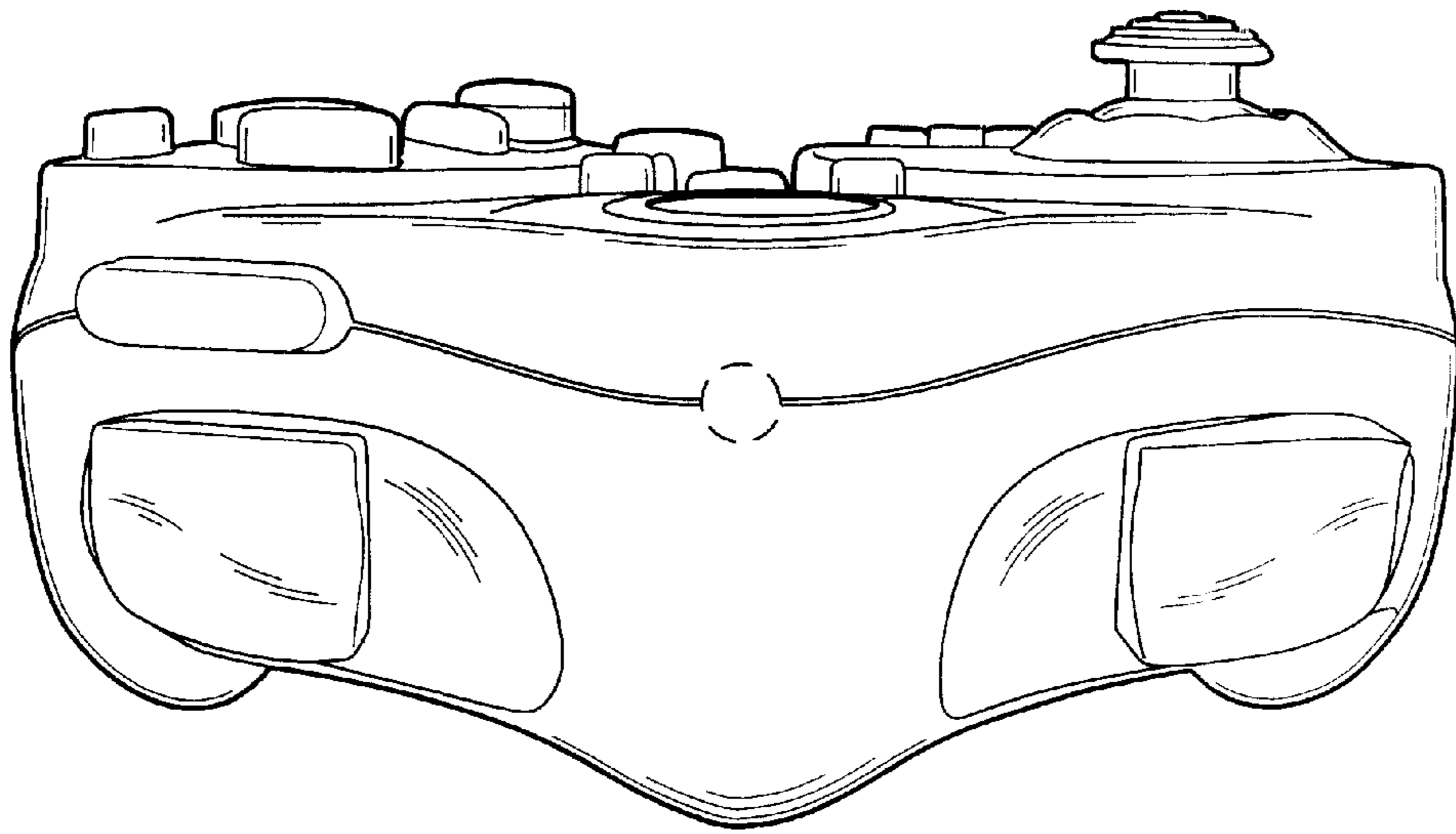


Fig. 6

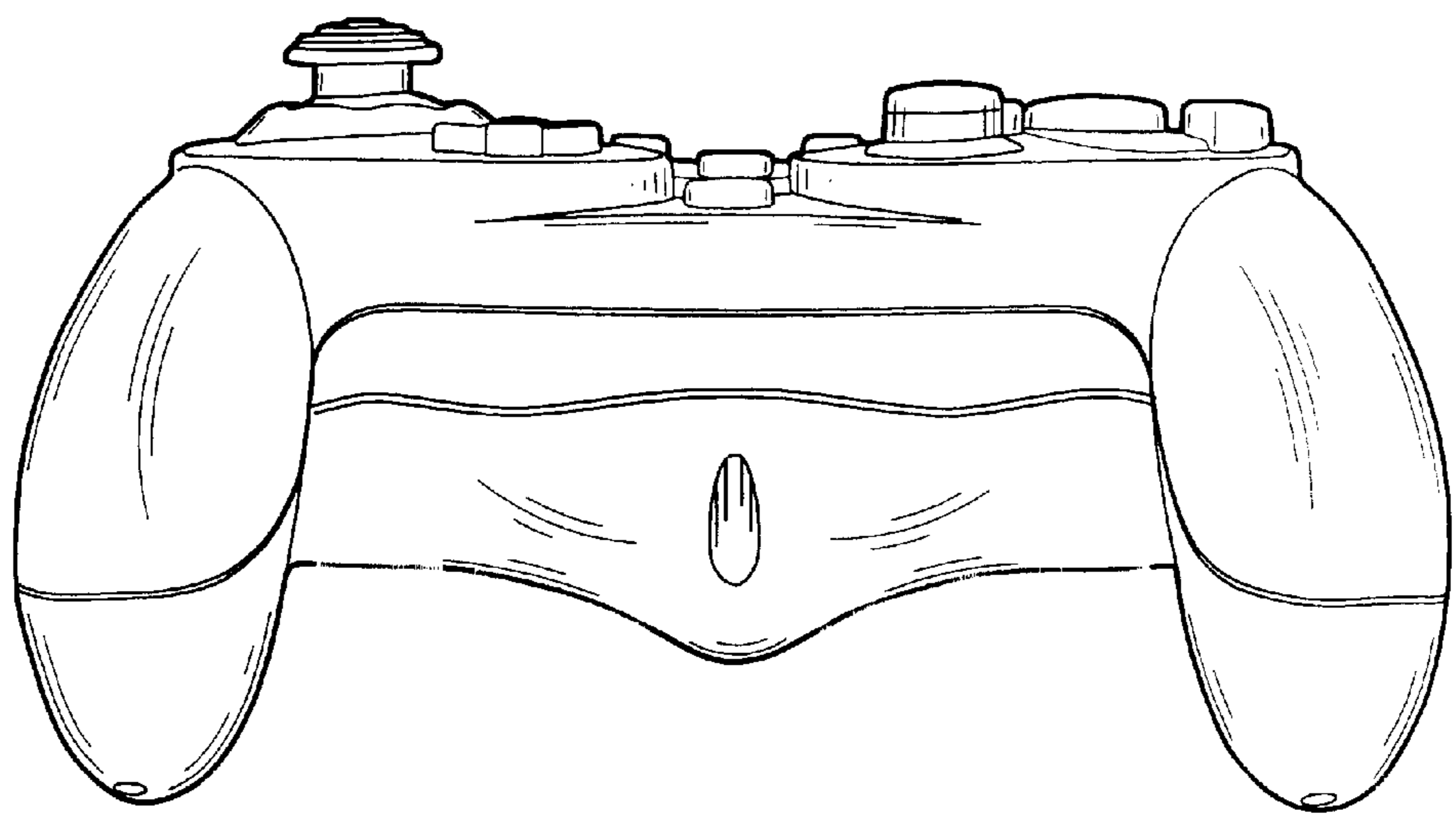


Fig. 7

