



US00D469762S

(12) **United States Design Patent**
Iwama et al.

(10) **Patent No.:** **US D469,762 S**

(45) **Date of Patent:** **** Feb. 4, 2003**

(54) **HANDHELD COMPUTER**

(75) Inventors: **Yoshihiro Iwama**, Kokubunji (JP);
Minoru Ikeda, Inagi (JP); **Atsuhiko**
Urushihara, Higashiyamoto (JP);
Takashi Aizawa, Hitachi (JP)

(73) Assignee: **Hitachi, Ltd.**, Tokyo (JP)

(**) Term: **14 Years**

(21) Appl. No.: **29/154,419**

(22) Filed: **Jan. 25, 2002**

(30) **Foreign Application Priority Data**

Aug. 31, 2001 (JP) 2001-025598

(51) **LOC (7) Cl.** **14-02**

(52) **U.S. Cl.** **D14/341**

(58) **Field of Search** D14/341-346;
D18/1, 2, 7; 235/145 A, 145 R; 341/22,
23; 345/156, 168, 169, 172, 173; 349/12;
361/680-686; D19/20

(56) **References Cited**

U.S. PATENT DOCUMENTS

D341,823 S * 11/1993 Sakai D14/341

D346,793 S * 5/1994 Iino et al. D14/341
D356,550 S * 3/1995 Mizusugi et al. D14/341
D389,465 S * 1/1998 Heiman et al. D14/336
D398,904 S * 9/1998 Tamaki et al. D14/341
D423,468 S * 4/2000 Jenkins D14/342

* cited by examiner

Primary Examiner—Freda Nunn

(74) *Attorney, Agent, or Firm*—Antonelli, Terry, Stout & Kraus, LLP

(57) **CLAIM**

The ornamental design for a handheld computer, as shown.

DESCRIPTION

FIG. 1 is a front, top and left side perspective view of a handheld computer showing our new design;
FIG. 2 is a right side elevational view thereof;
FIG. 3 is a top plan elevational view thereof;
FIG. 4 is a bottom plan elevational view thereof;
FIG. 5 is a front elevational view thereof;
FIG. 6 is a rear side elevational view thereof; and,
FIG. 7 is a left side elevational view thereof.

1 Claim, 2 Drawing Sheets

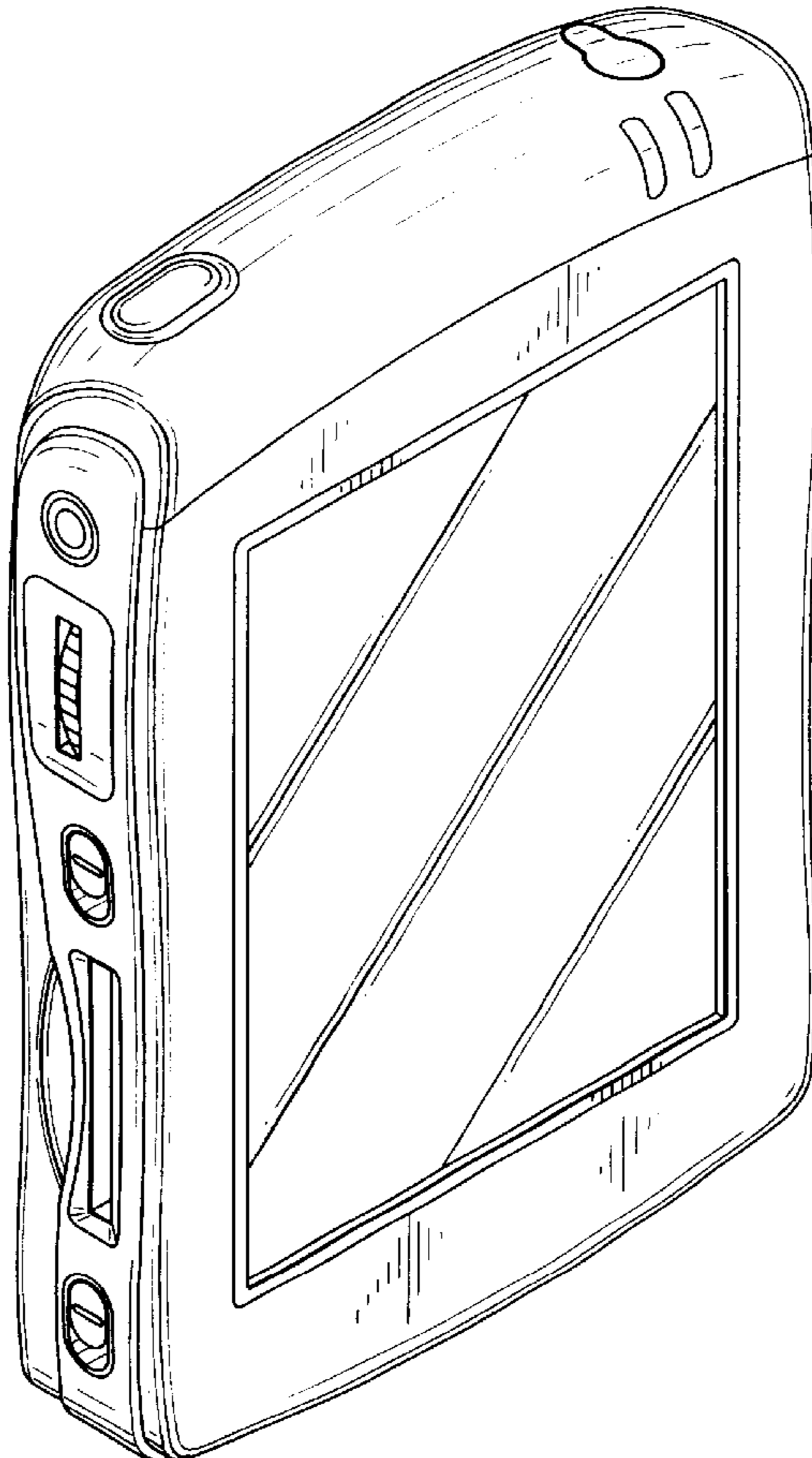


FIG. 1

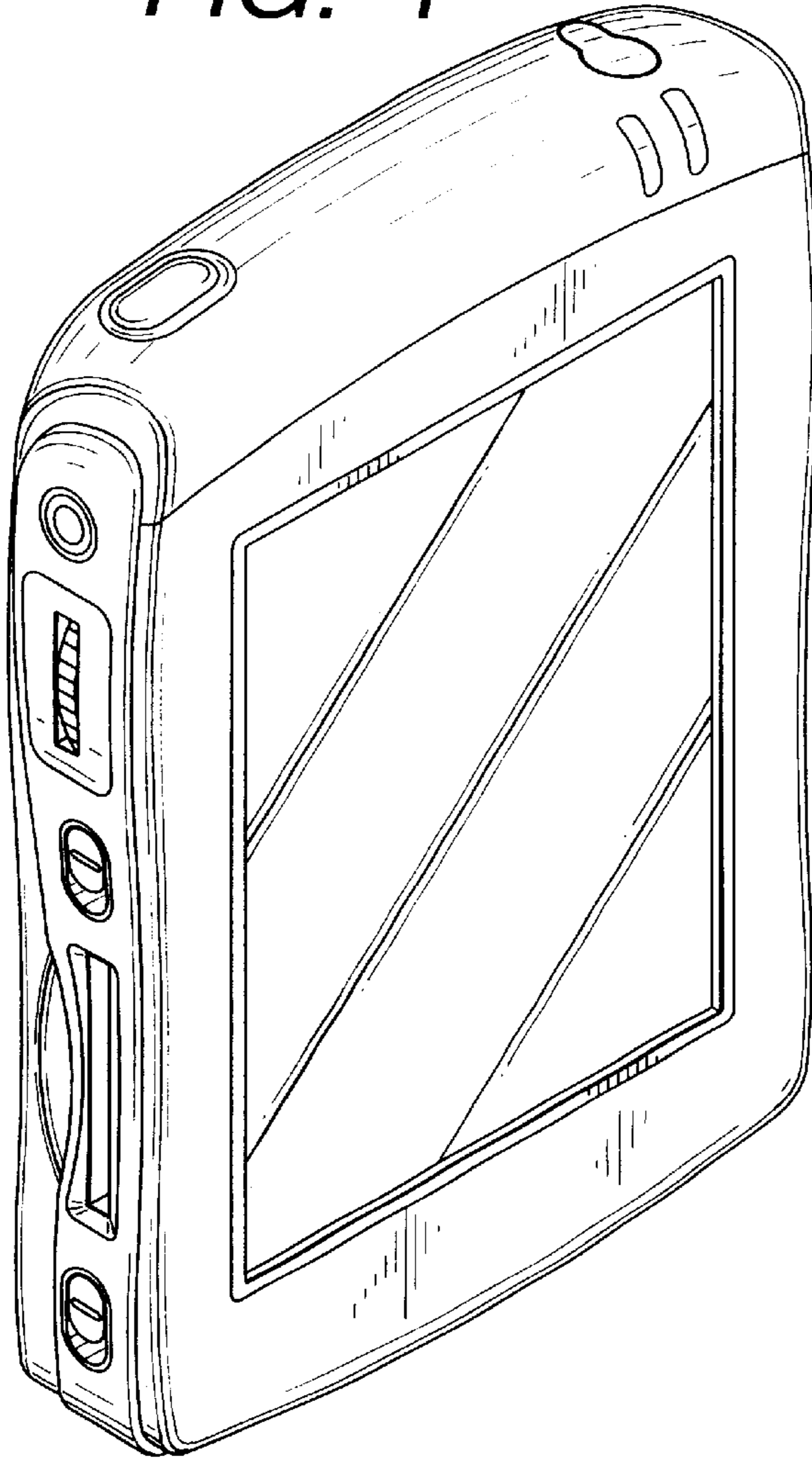


FIG. 2




FIG. 3




FIG. 4

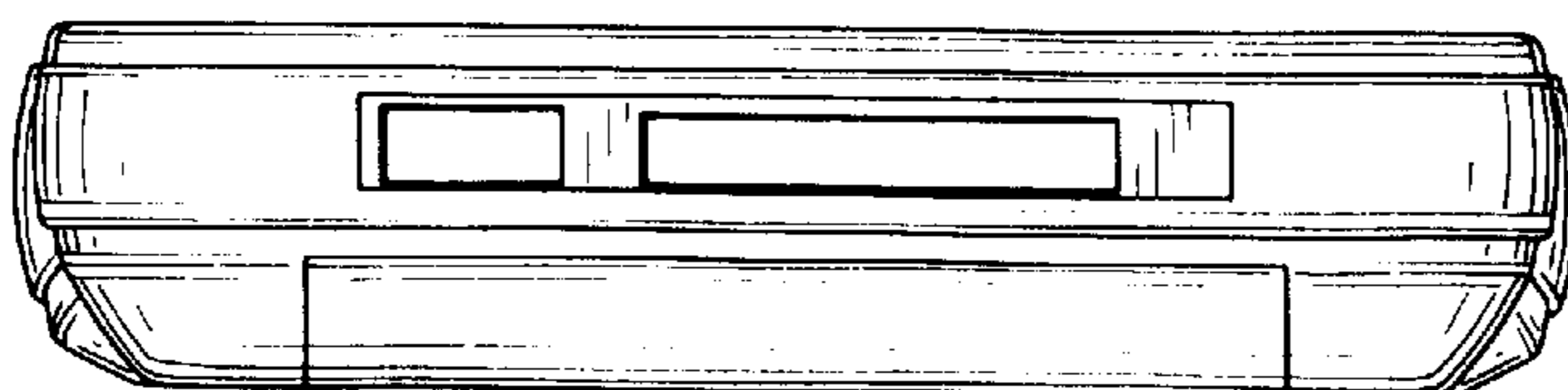


FIG. 7

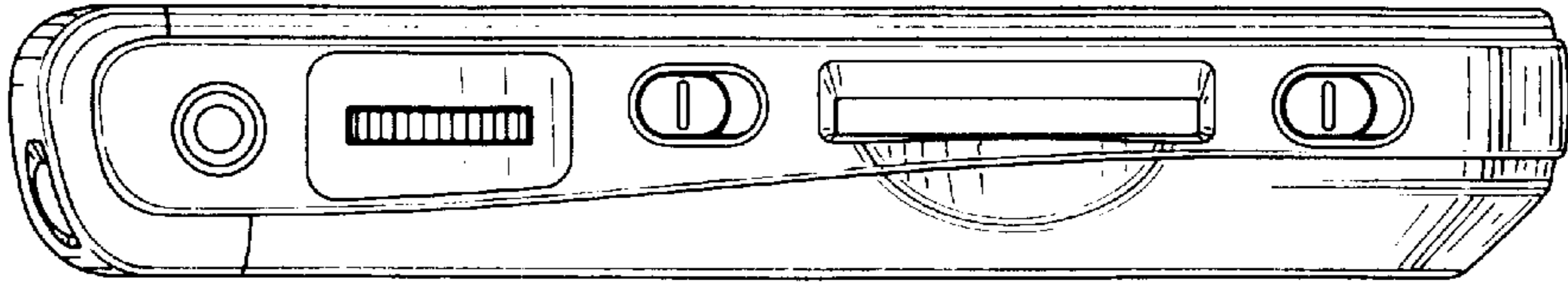


FIG. 6




FIG. 5

