



US00D469759S

(12) **United States Design Patent**
Friend et al.

(10) **Patent No.:** **US D469,759 S**

(45) **Date of Patent:** **** Feb. 4, 2003**

(54) **COMPUTER PROCESSOR ENCLOSURE**

D397,997 S * 9/1998 Cozzolino et al. D14/308
D448,369 S * 9/2001 Furey et al. D14/310

(75) Inventors: **Jason Friend**, Austin, TX (US);
Tristan Alfonso Merino, Austin, TX
(US); **Roland Zapfe**, Rochester, MN
(US)

OTHER PUBLICATIONS

IBM Co-Pending Patent Application "Dual Frame Computer Enclosure"; Ser. No. 29/157,491; Filed Mar. 20, 2002.

(73) Assignee: **International Business Machines Corporation**, Armonk, NY (US)

* cited by examiner

(**) Term: **14 Years**

Primary Examiner—Freda Nunn

(74) *Attorney, Agent, or Firm*—James R. Nock

(21) Appl. No.: **29/157,525**

(57) **CLAIM**

(22) Filed: **Mar. 20, 2002**

The ornamental design for a computer processor enclosure, as shown and described.

(51) **LOC (7) Cl.** **14-02**

DESCRIPTION

(52) **U.S. Cl.** **D14/308**

(58) **Field of Search** D14/308-312,
D14/299; D13/162, 184, 199; 312/223.1-223.3;
360/99.01-99.12; 361/690-696; 369/34.01,
36.01

FIG. 1 is a top, front, left side isometric view of a computer processor enclosure, showing our new design;

FIG. 2 is a front view thereof;

FIG. 3 is a right view thereof;

FIG. 4 is a left view thereof;

FIG. 5 is a top plan view thereof;

FIG. 6 is a top, rear, right view thereof; and,

FIG. 7 is a rear view thereof.

The bottom of the computer processor enclosure is unornamented except for the casters.

(56) **References Cited**

U.S. PATENT DOCUMENTS

D309,130 S * 7/1990 Yoshida et al. D14/310
D357,004 S * 4/1995 Ando D14/312
D372,483 S * 8/1996 Dow et al. D14/299
D394,246 S * 5/1998 Yamamoto et al. D14/310

1 Claim, 7 Drawing Sheets

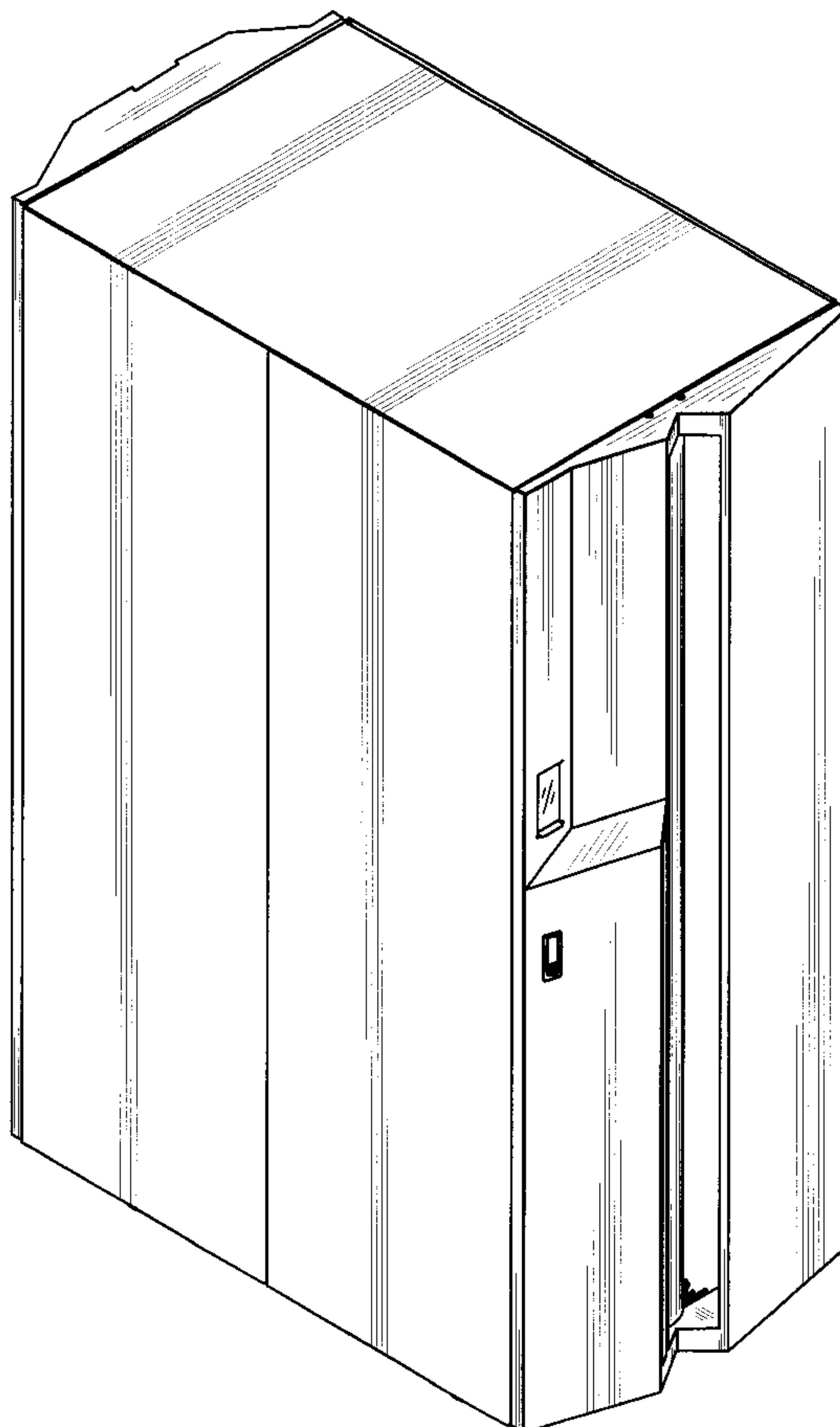


FIG. 1

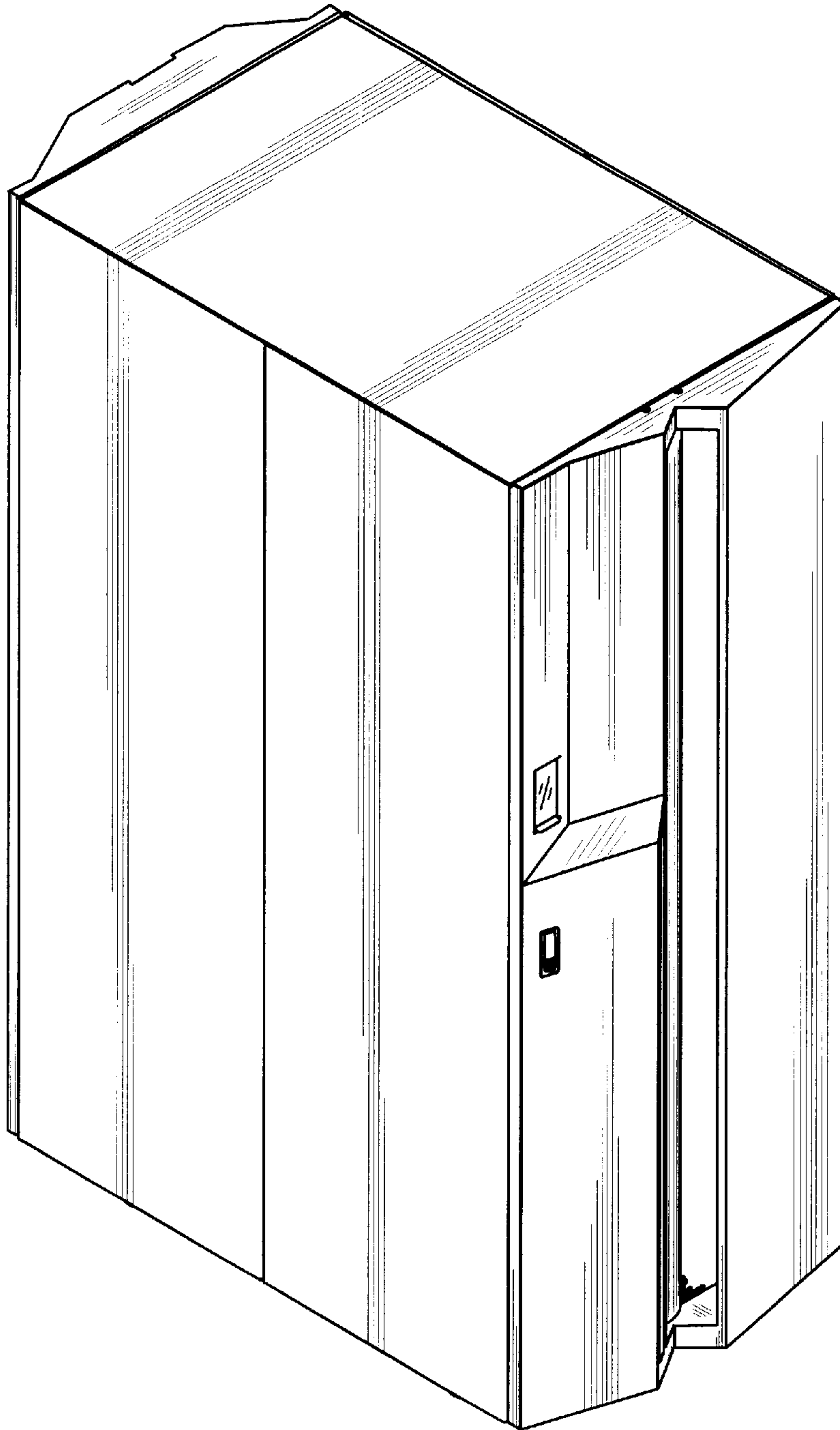


FIG. 2

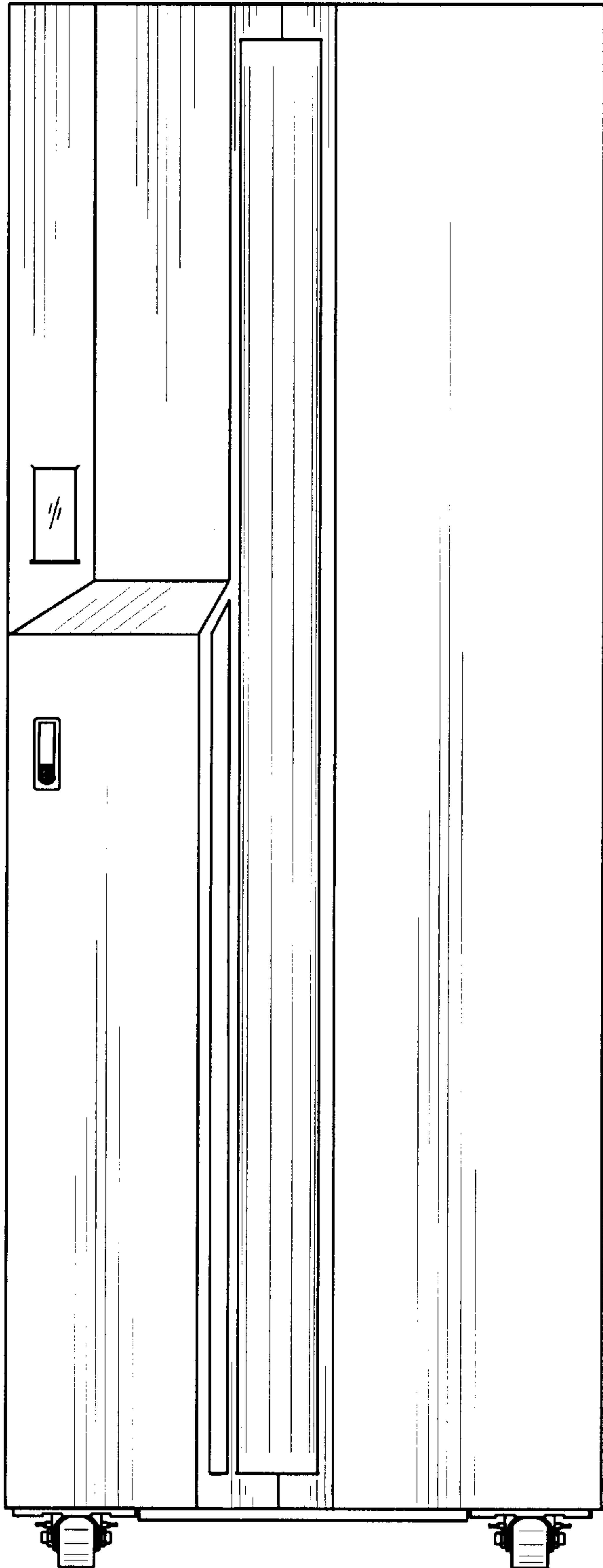


FIG. 3




FIG. 4

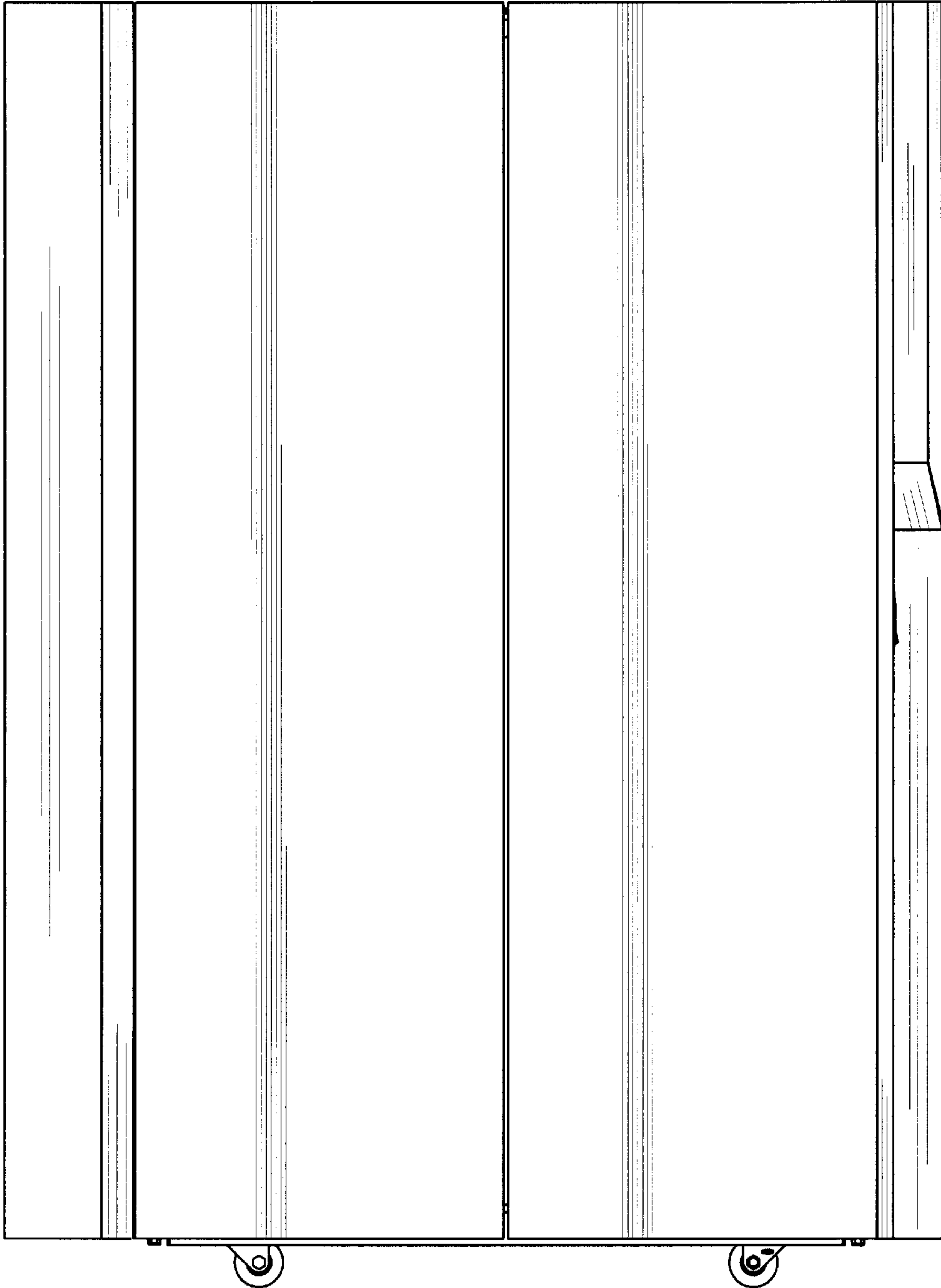


FIG. 5




FIG. 6

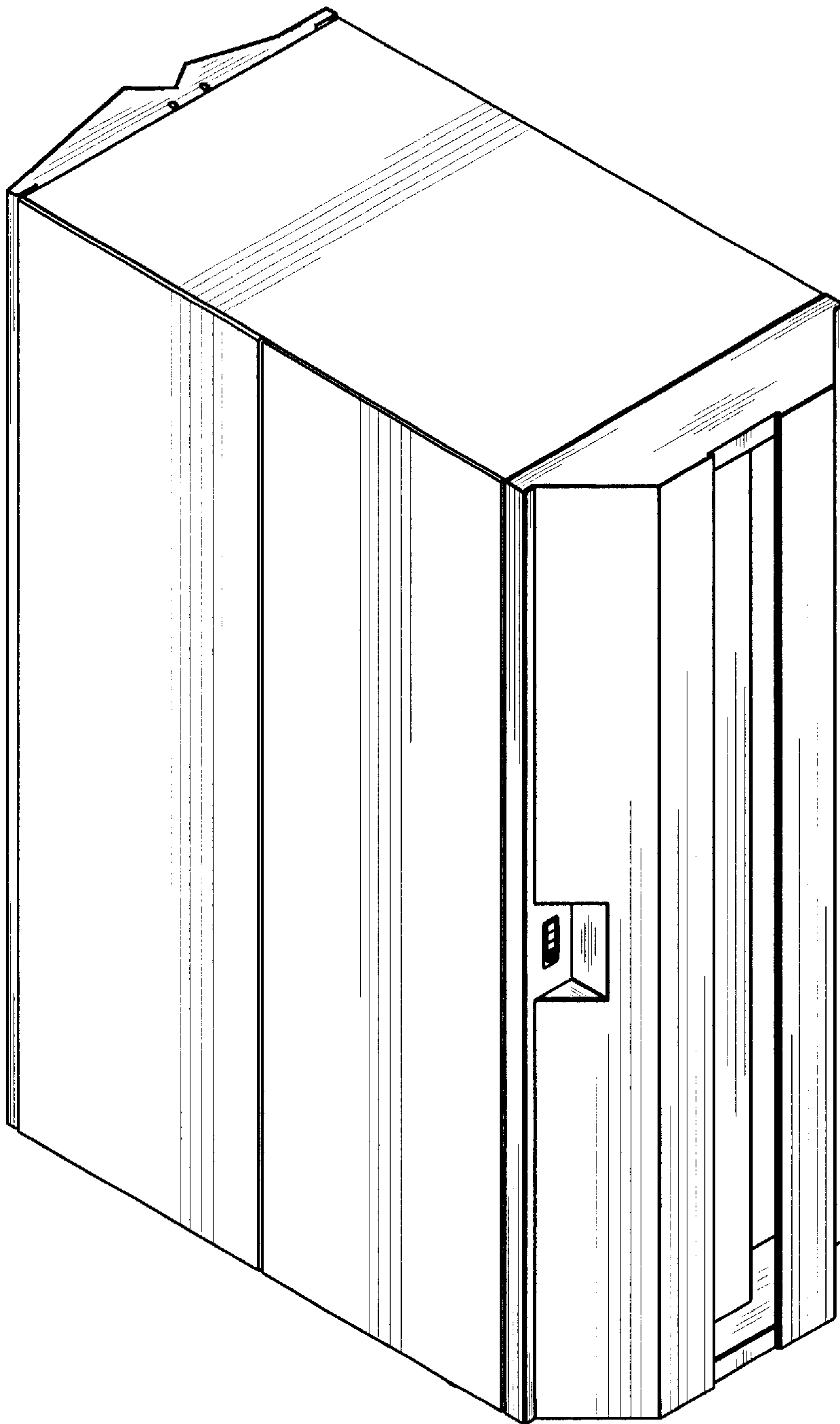


FIG. 7

