



US00D469758S

(12) **United States Design Patent**  
**Langford**

(10) **Patent No.:** **US D469,758 S**

(45) **Date of Patent:** **\*\* Feb. 4, 2003**

- (54) **KEY BUTTON ARRANGEMENT FOR A HANDSET**
- (75) Inventor: **Jamie Langford**, Grapevine, TX (US)
- (73) Assignee: **Nokia Corporation**, Espoo (FI)
- (\*\*) Term: **14 Years**
- (21) Appl. No.: **29/158,529**
- (22) Filed: **Apr. 4, 2002**
- (51) **LOC (7) Cl.** ..... **14-03**
- (52) **U.S. Cl.** ..... **D14/247**
- (58) **Field of Search** ..... D14/137, 217,  
D14/138, 218, 147-148, 247-249, 144,  
455, 456, 341-347, 338-340, 399, 426,  
387, 396, 392, 398, 429, 453, 194, 391,  
400, 401, 257, 258, 265, 191; 379/433.01-433.13,  
434, 419, 420.01-420.04, 428.01-428.02,  
440, 368-370, 364; 455/550-575, 90; D13/168,  
171, 174; D18/2, 7, 12.2, 12.3; D21/331,  
333

- (56) **References Cited**
- U.S. PATENT DOCUMENTS
- D396,230 S \* 7/1998 Phillips et al. .... D14/138
- D413,325 S \* 8/1999 Lee ..... D14/138
- D415,489 S \* 10/1999 Ke ..... D14/138
- D416,255 S \* 11/1999 Johansson et al. .... D14/144
- D421,611 S \* 3/2000 Nuovo ..... D14/248
- D425,904 S \* 5/2000 Frye et al. .... D14/247

- D429,239 S \* 8/2000 Frye et al. .... D14/247
- D440,561 S \* 4/2001 Kolinen ..... D14/247
- D450,671 S \* 11/2001 Langford et al. .... D14/138
- D455,412 S \* 4/2002 Vuolteenaho et al. .... D14/138
- D455,421 S \* 4/2002 Lee ..... D14/247
- D455,737 S \* 4/2002 Salmi et al. .... D14/247
- D456,375 S \* 4/2002 Vuolteenaho et al. .... D14/138
- D456,391 S \* 4/2002 Kolinen ..... D14/247
- D456,794 S \* 5/2002 Laverick et al. .... D14/138
- D458,240 S \* 6/2002 Suzuki et al. .... D14/138
- D459,328 S \* 6/2002 Kurimoto ..... D14/138
- D459,344 S \* 6/2002 Vuolteenaho ..... D14/247
- D459,711 S \* 7/2002 Lee ..... D14/138
- D460,754 S \* 7/2002 Ruohonen ..... D14/247
- 2002/0025787 A1 \* 2/2002 Lee ..... 455/90

\* cited by examiner

*Primary Examiner*—Jeffrey Asch  
 (74) *Attorney, Agent, or Firm*—Banner & Witfcoff., Ltd.


(57) **CLAIM**


I claim the ornamental design for a key button arrangement for a handset, as shown and described.

**DESCRIPTION**

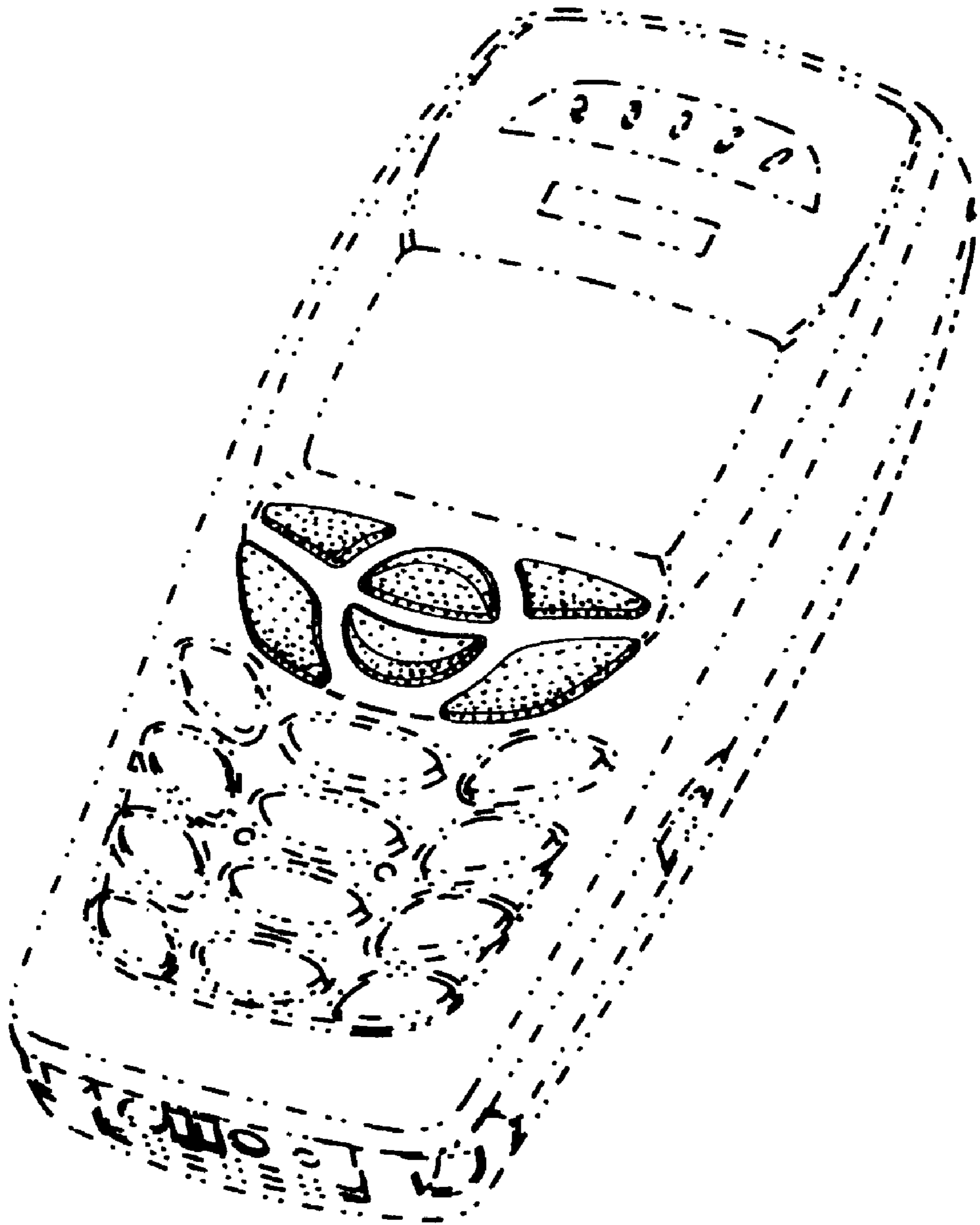
FIG. 1 is a front view of the key button arrangement for a handset; and,  
 FIG. 2 is a perspective front view thereof.  
 The broken line showing of environment in the figures is for illustrative purposes only and forms no part of the claimed design.

**1 Claim, 2 Drawing Sheets**





**FIG. 1**



**FIG.2**