



US00D469757S

(12) **United States Design Patent**
Majanen

(10) **Patent No.:** **US D469,757 S**

(45) **Date of Patent:** **** Feb. 4, 2003**

(54) **FUNCTION KEY ARRANGEMENT FOR A HANDSET**

(75) **Inventor:** **Pekka Majanen**, Littoinen (FI)

(73) **Assignee:** **Nokia Corporation**, Espoo (FI)

(**) **Term:** **14 Years**

(21) **Appl. No.:** **29/156,991**

(22) **Filed:** **Mar. 11, 2002**

(51) **LOC (7) Cl.** **14-03**

(52) **U.S. Cl.** **D14/247**

(58) **Field of Search** D14/137, 217,
D14/138, 218, 147-148, 247-249, 144,
455, 456, 341-347, 338-340, 399, 426,
387, 396, 392, 398, 429, 453, 194, 391,
400, 401, 257, 258, 265, 191; 379/433.01-433.13,
434, 419, 430.01-420.04, 428.01-428.02,
440, 368-370, 364; 455/550-575, 90; D13/168,
171, 174; D18/2, 7, 12.2, 12.3; D21/331,
333

(56) **References Cited**

U.S. PATENT DOCUMENTS

D287,598 S	*	1/1987	Moggridge	D14/456
D408,824 S	*	4/1999	Johansson et al.	D14/247
D409,204 S	*	5/1999	Vuolteenaho	D14/247
D413,883 S	*	9/1999	Galletti et al.	D14/138
D422,596 S	*	4/2000	Nakahara et al.	D14/247

D424,571 S	*	5/2000	Finkbeiner	D14/247
D435,027 S	*	12/2000	Wolf et al.	D14/138
D439,230 S	*	3/2001	Braxton et al.	D14/138
D440,561 S	*	4/2001	Kolinen	D14/247
D448,021 S	*	9/2001	Arbisi et al.	D14/248
D448,367 S	*	9/2001	Johansson	D14/247
D450,690 S	*	11/2001	Higashi et al.	D14/247
D455,134 S	*	4/2002	Kolinen	D14/138
D455,421 S	*	4/2002	Lee	D14/247
D455,726 S	*	4/2002	Kolinen	D14/138
D455,737 S	*	4/2002	Salmi et al.	D14/247
D459,324 S	*	6/2002	Ahlgren	D14/138
D459,328 S	*	6/2002	Kurimoto	D14/138
D459,344 S	*	6/2002	Vuolteenaho	D14/247

* cited by examiner

Primary Examiner—Jeffrey Asch

(74) *Attorney, Agent, or Firm*—Banner & Witcoff, Ltd.

(57) **CLAIM**

I claim the ornamental design for a function key arrangement for a handset, as shown and described.

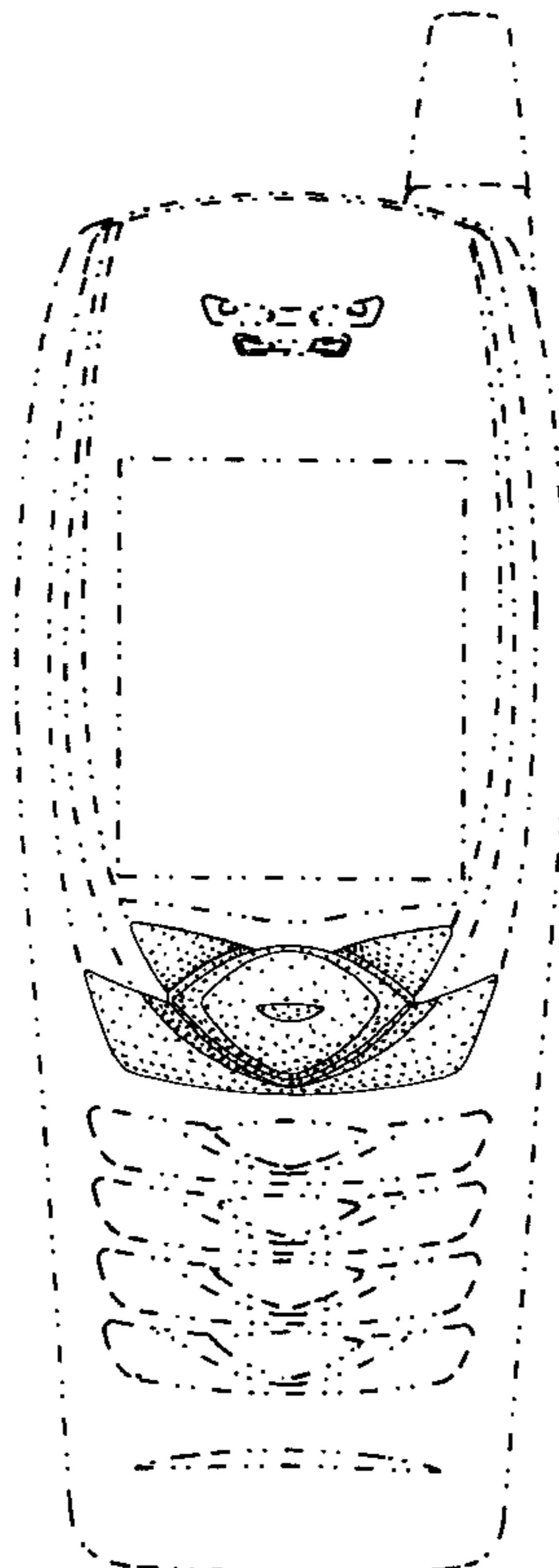
DESCRIPTION

FIG. 1 is a front view of the function key arrangement for a handset; and,

FIG. 2 is a perspective front view thereof.

The broken line showings throughout the drawing views are for illustrative purposes only and form no part of the claimed design.

1 Claim, 2 Drawing Sheets



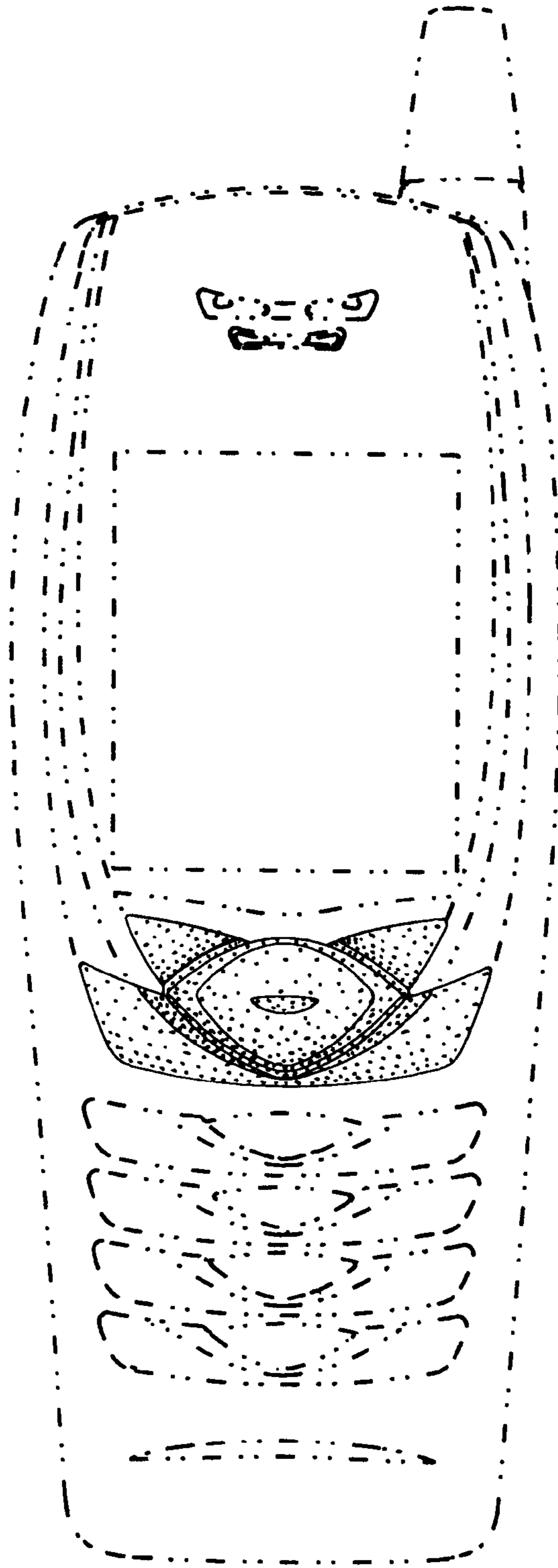


FIG.1

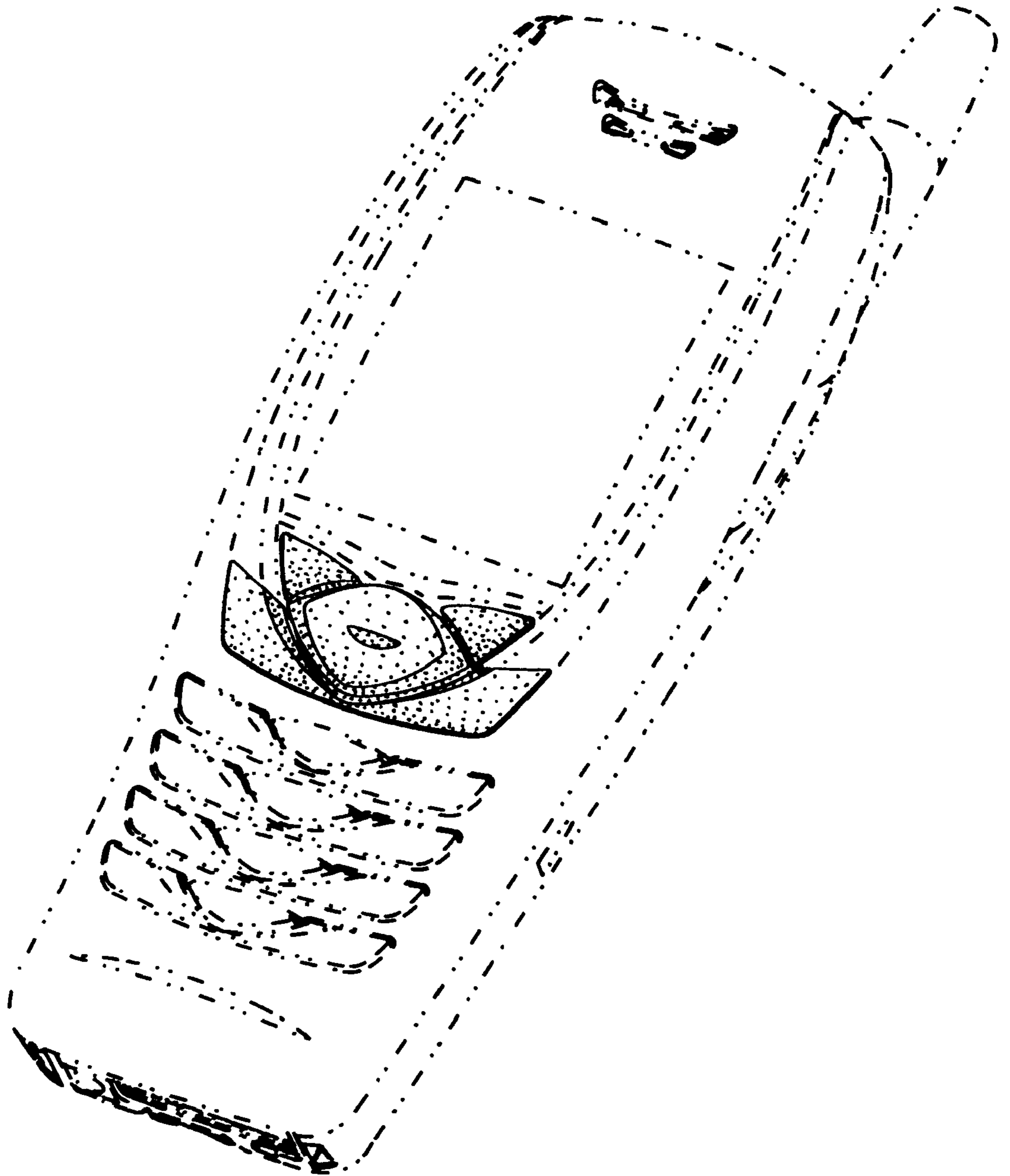


FIG.2