



US00D469748S

(12) **United States Design Patent**
Ribeiro et al.

(10) **Patent No.:** **US D469,748 S**

(45) **Date of Patent:** **** Feb. 4, 2003**

(54) **HOUSING FOR A COMMUNICATION DEVICE OR SIMILAR ARTICLES**

(75) Inventors: **Claudio Santiago Ribeiro**, Evanston, IL (US); **Paul Pierce**, Grayslake, IL (US); **Christopher Arnholt**, Highland Park, IL (US); **Daniel Berg**, Antioch, IL (US)

(73) Assignee: **Motorola, Inc.**, Schaumburg, IL (US)

(**) Term: **14 Years**

(21) Appl. No.: **29/155,371**

(22) Filed: **Feb. 5, 2002**

(51) **LOC (7) Cl.** **14-03**

(52) **U.S. Cl.** **D14/138**

(58) **Field of Search** D14/137, 138, D14/218, 147-148, 247-248, 144, 341-347; 379/433.01-433.13, 419, 434, 428.01-428.04, 420.01-420.04, 440; 455/550-575, 90; D21/517

(56) **References Cited**

U.S. PATENT DOCUMENTS

D264,465 S	*	5/1982	MacKenzie	D14/147
D342,067 S	*	12/1993	Kawamura et al.	D14/138
D343,835 S	*	2/1994	Nagele et al.	D14/138
D353,807 S	*	12/1994	White	D14/138
D366,872 S	*	2/1996	Nagele et al.	D14/138
D377,351 S	*	1/1997	Toki et al.	D14/138
D386,492 S	*	11/1997	Yamaguchi	D14/138
D386,757 S	*	11/1997	Harris et al.	D14/138
D390,509 S	*	2/1998	Antzinas et al.	D14/138
D392,635 S	*	3/1998	Chikuma	D14/138
D401,929 S	*	12/1998	Lucaci et al.	D14/138
D402,652 S	*	12/1998	Chikuma	D14/138
D402,982 S	*	12/1998	Nagano et al.	D14/138
D407,722 S	*	4/1999	Nagano et al.	D14/138
D408,032 S	*	4/1999	Nagano et al.	D14/138
D409,998 S	*	5/1999	Meyer	D14/138
D411,994 S	*	7/1999	Nakahara et al.	D14/138
D412,329 S	*	7/1999	Banryu	D14/138
D417,213 S	*	11/1999	Meyer	D14/138

6,006,074 A	*	12/1999	De Larminat et al.	455/90
D421,005 S	*	2/2000	Lucaci et al.	D14/138
D427,983 S	*	7/2000	Nagano et al.	D14/138
D428,402 S	*	7/2000	Son et al.	D14/138
D433,398 S	*	11/2000	Meyer et al.	D14/138
D434,016 S	*	11/2000	Hunt	D14/138
D434,018 S	*	11/2000	Nakahara et al.	D14/138
D434,742 S	*	12/2000	Elkins et al.	D14/138
D434,744 S	*	12/2000	Lai	D14/138
D435,529 S	*	12/2000	Lai	D14/138
D439,230 S	*	3/2001	Braxton et al.	D14/138
D456,377 S	*	4/2002	Miyazawa et al.	D14/138
D456,794 S	*	5/2002	Laverick et al.	D14/138
D458,239 S	*	6/2002	Shim et al.	D14/138
D458,595 S	*	6/2002	Yin et al.	D14/138
D458,596 S	*	6/2002	Yin et al.	D14/138
D459,327 S	*	6/2002	Ali	D14/138
2001/0022839 A1	*	9/2001	Ishigaki	379/433.04
2002/0037703 A1	*	3/2002	Hirota et al.	455/90

FOREIGN PATENT DOCUMENTS

JP 878007 * 9/1993

* cited by examiner

Primary Examiner—Jeffrey Asch

(74) *Attorney, Agent, or Firm*—Randall S. Vaas

(57) **CLAIM**

The ornamental design for a housing for a communication device and similar articles, substantially as shown.

DESCRIPTION

FIG. 1 is a front, bottom and side perspective view of the ornamental housing for communications devices or similar articles.

FIG. 2 is a front elevation view thereof.

FIG. 3 is a back elevation view thereof.

FIG. 4 is a first side elevation view thereof.



FIG. 5 is a second side elevation view thereof.

FIG. 6 is a top plan view thereof; and,

FIG. 7 is a bottom plan view thereof.

The broken line portions of the drawings are for illustrative purposes only and form no part of the claimed design.

1 Claim, 4 Drawing Sheets



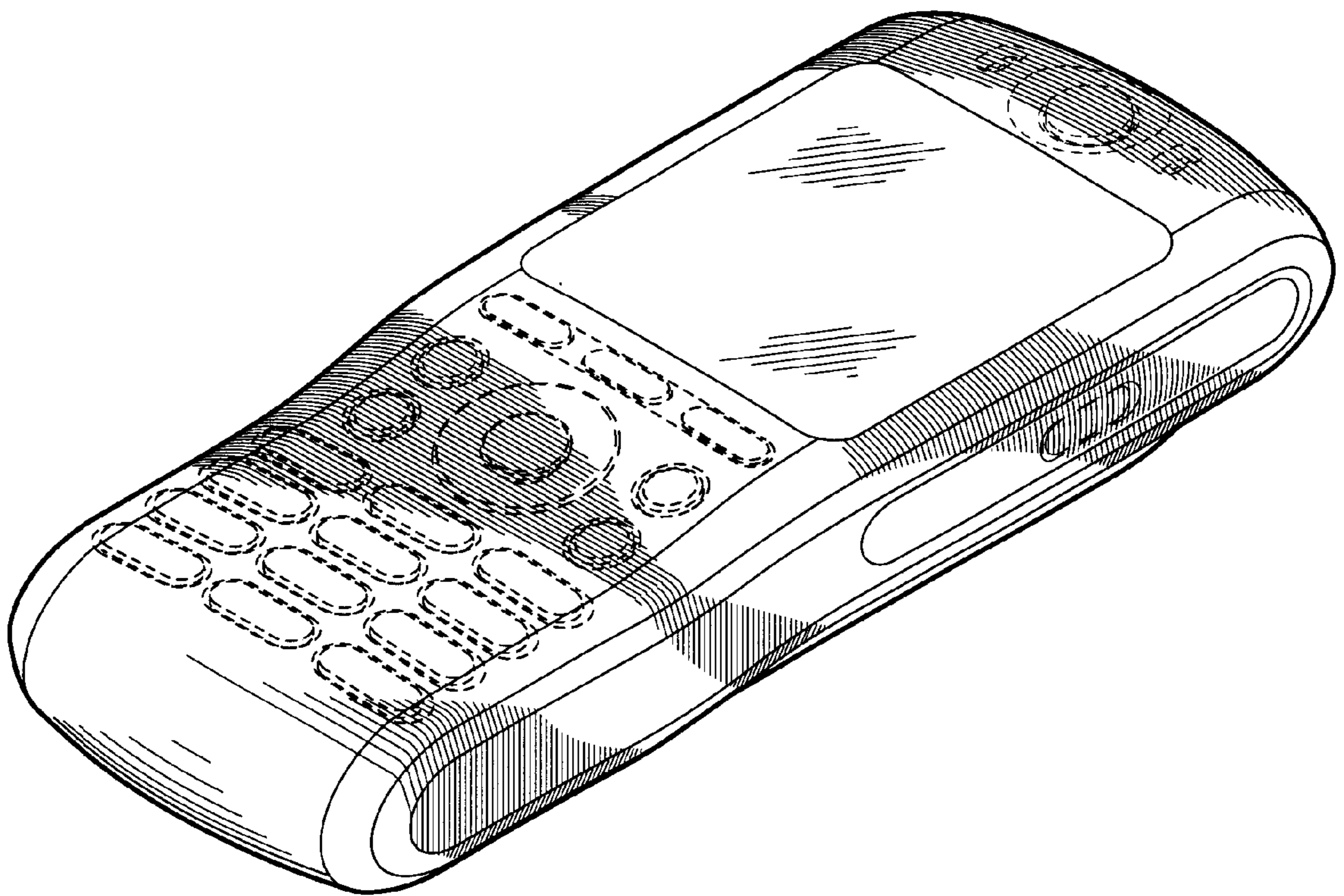


FIG. 1

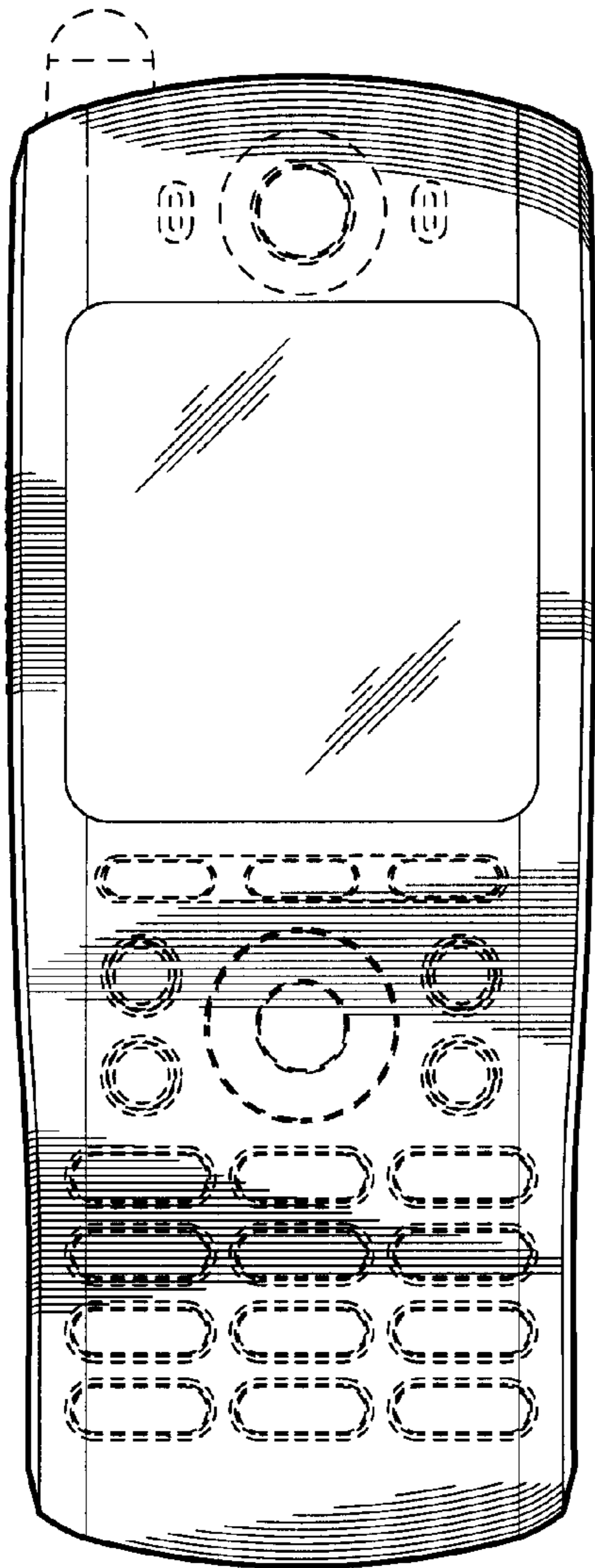


FIG. 2

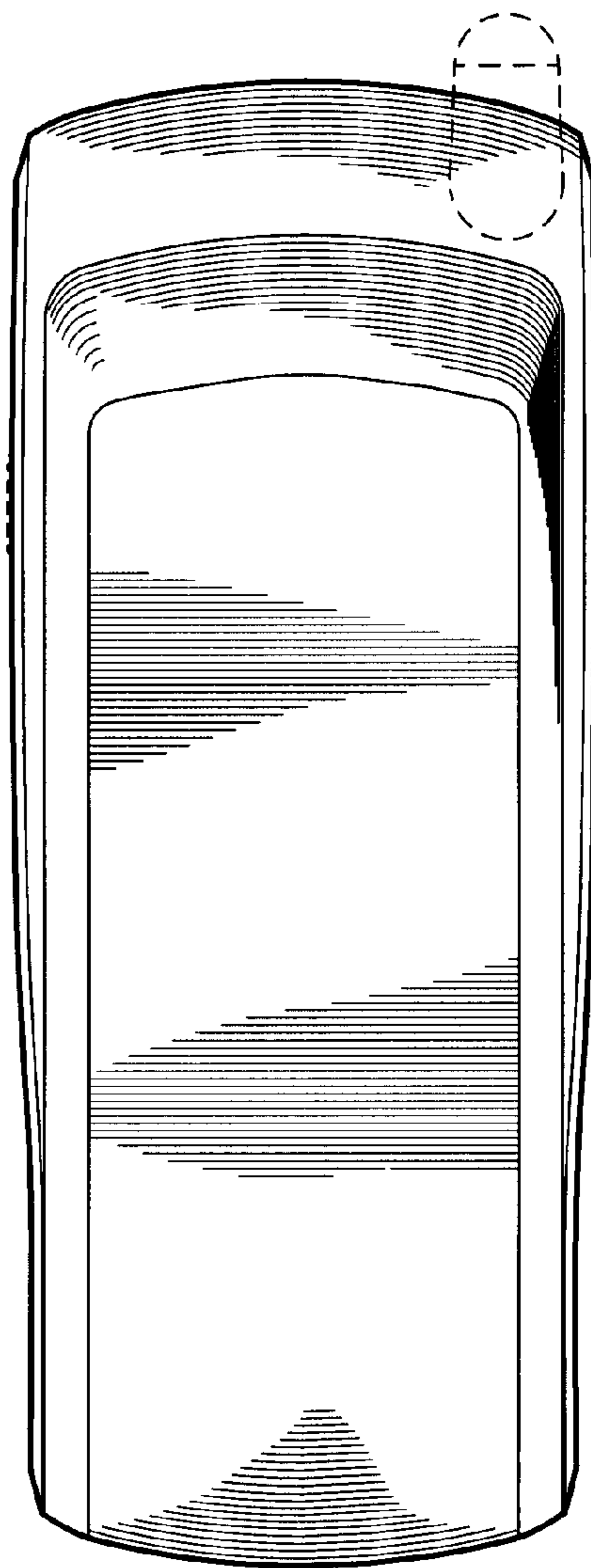


FIG. 3

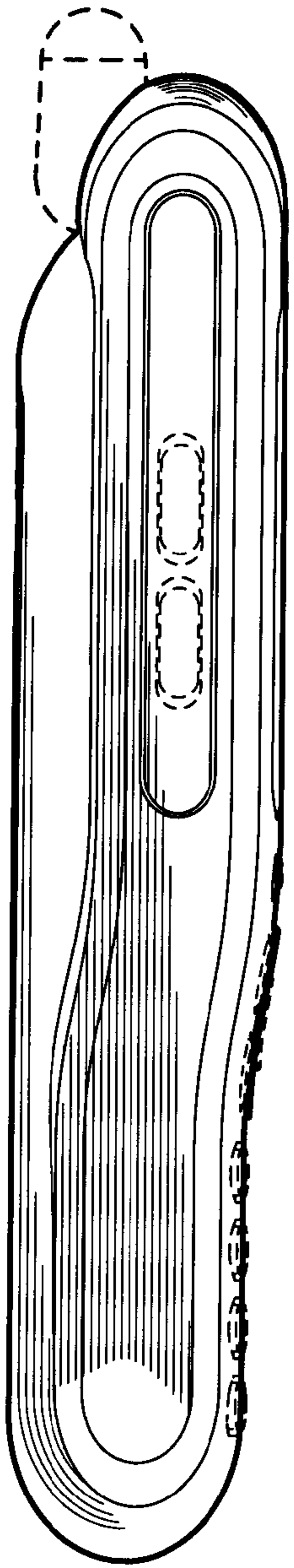


FIG. 4

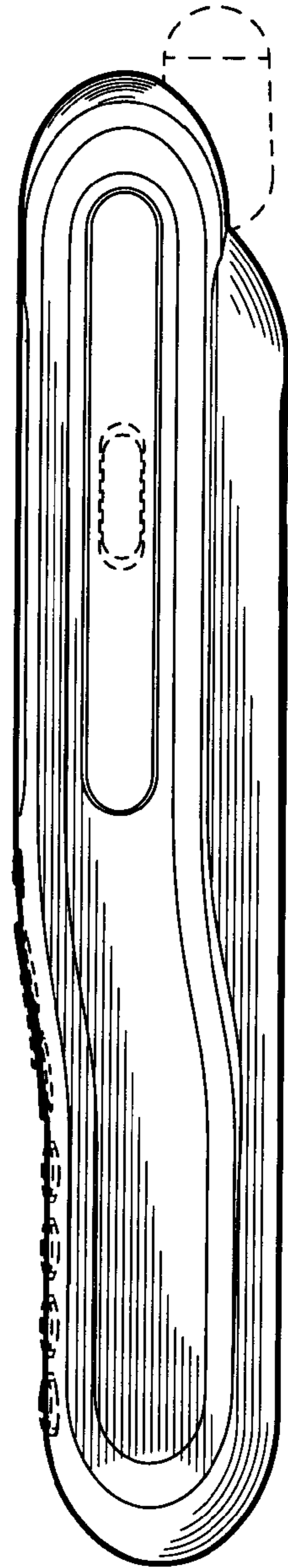


FIG. 5




FIG. 6




FIG. 7