



US00D469730S

(12) **United States Design Patent**  
**Brintouch**

(10) **Patent No.:** **US D469,730 S**

(45) **Date of Patent:** **\*\* Feb. 4, 2003**

(54) **WHEEL**  
(75) **Inventor:** **Shawn Brintouch**, Brooklyn, NY (US)  
(73) **Assignee:** **Atlantic Wholesalers, Inc.**, Brooklyn, NY (US)  
(\*\*) **Term:** **14 Years**

D438,503 S \* 3/2001 Syring ..... D12/211  
D451,467 S \* 12/2001 Chung ..... D12/211  
D456,331 S \* 4/2002 Chung ..... D12/209  
D456,334 S \* 4/2002 Brintouch ..... D12/211  
D460,733 S \* 7/2002 Bintoro ..... D12/211  
D460,942 S \* 7/2002 Lee ..... D12/211  
D461,442 S \* 8/2002 Kataoka ..... D12/211

\* cited by examiner

(21) **Appl. No.:** **29/165,640**  
(22) **Filed:** **Aug. 14, 2002**

*Primary Examiner*—Stacia Cadmus  
(74) *Attorney, Agent, or Firm*—Davidson, Davidson & Kappel, LLC

(51) **LOC (7) Cl.** ..... **12-16**  
(52) **U.S. Cl.** ..... **D12/211**  
(58) **Field of Search** ..... D12/204-211;  
301/37.101, 64.101, 65


(57) **CLAIM**  
The ornamental design for a wheel, as shown and described.

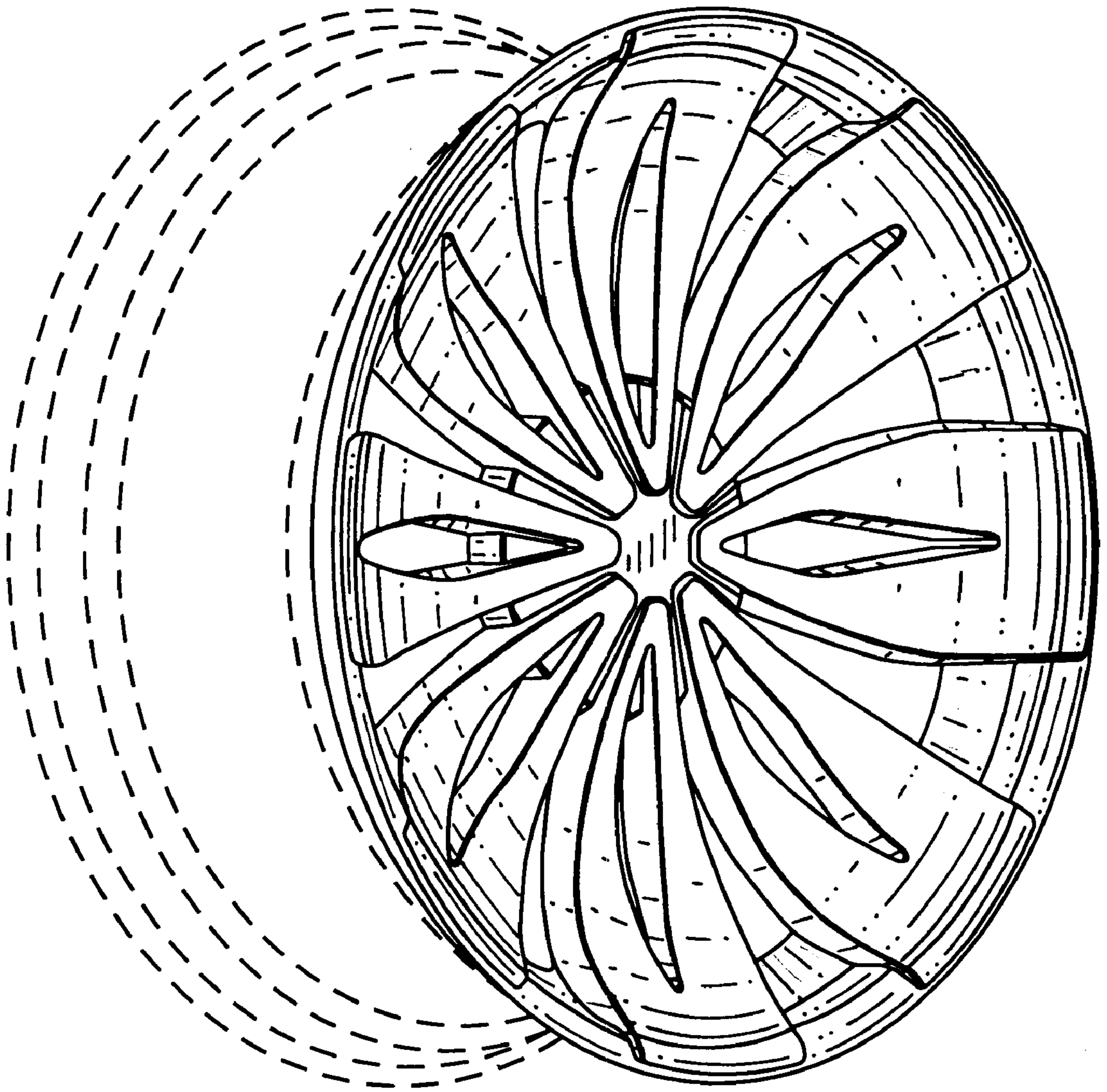
**DESCRIPTION**

(56) **References Cited**  
**U.S. PATENT DOCUMENTS**  
D236,611 S \* 9/1975 Carter ..... D12/211  
D368,464 S \* 4/1996 Morley et al. .... D12/209  
D432,484 S \* 10/2000 Chung ..... D12/211


FIG. 1 is a front and side perspective view of the wheel; and, FIG. 2 is a front plan view of the wheel. The bottom and sides of the wheel shown in broken line form no part of the claimed design thereof.

**1 Claim, 2 Drawing Sheets**





**FIG. 1**



*FIG. 2*