



US00D469729S

(12) **United States Design Patent**
Brintouch

(10) **Patent No.:** **US D469,729 S**

(45) **Date of Patent:** **** Feb. 4, 2003**

(54) **WHEEL**

(75) **Inventor:** **Shawn Brintouch**, Brooklyn, NY (US)

(73) **Assignee:** **Atlantic Wholesalers, Inc.**, Brooklyn, NY (US)

(**) **Term:** **14 Years**

(21) **Appl. No.:** **29/161,582**

(22) **Filed:** **May 31, 2002**

(51) **LOC (7) Cl.** **12-16**

(52) **U.S. Cl.** **D12/209**

(58) **Field of Search** D12/204-211;
301/37.101, 64.101, 65

(56) **References Cited**

U.S. PATENT DOCUMENTS

D375,075 S	*	10/1996	Kugler	D12/209
D411,502 S	*	6/1999	Chung	D12/211
D413,853 S	*	9/1999	Hale, Jr.	D12/211
D414,454 S	*	9/1999	Chung	D12/211
D418,797 S	*	1/2000	Chung	D12/209
D419,947 S	*	2/2000	Chung	D12/211
D431,222 S	*	9/2000	Vian	D12/209
D436,914 S	*	1/2001	Vian	D12/211
D441,339 S	*	5/2001	Hussaini et al.	D12/211
D444,119 S	*	6/2001	Brintouch	D12/211

D445,078 S	*	7/2001	Chung	D12/209
D449,266 S	*	10/2001	Afzal	D12/209
D450,287 S	*	11/2001	Lee	D12/209
D451,467 S	*	12/2001	Chung	D12/211
D455,702 S	*	4/2002	Cullen	D12/211
D456,332 S	*	4/2002	Vian	D12/211

* cited by examiner

Primary Examiner—Stacia Cadmus

(74) *Attorney, Agent, or Firm*—Davidson, Davidson & Kappel, LLC

(57) **CLAIM**

The ornamental design for a wheel, as shown and described.

DESCRIPTION

FIG. 1 is a front and side perspective view of a first embodiment of the wheel;



FIG. 2 is a front plan view of a first embodiment of the wheel;

FIG. 3 is a front and side perspective view of a second embodiment of the wheel; and,

FIG. 4 is a front plan view of a second embodiment of the wheel.

The bottom and sides of the wheel shown in broken line form no part of the claimed design thereof.

1 Claim, 4 Drawing Sheets



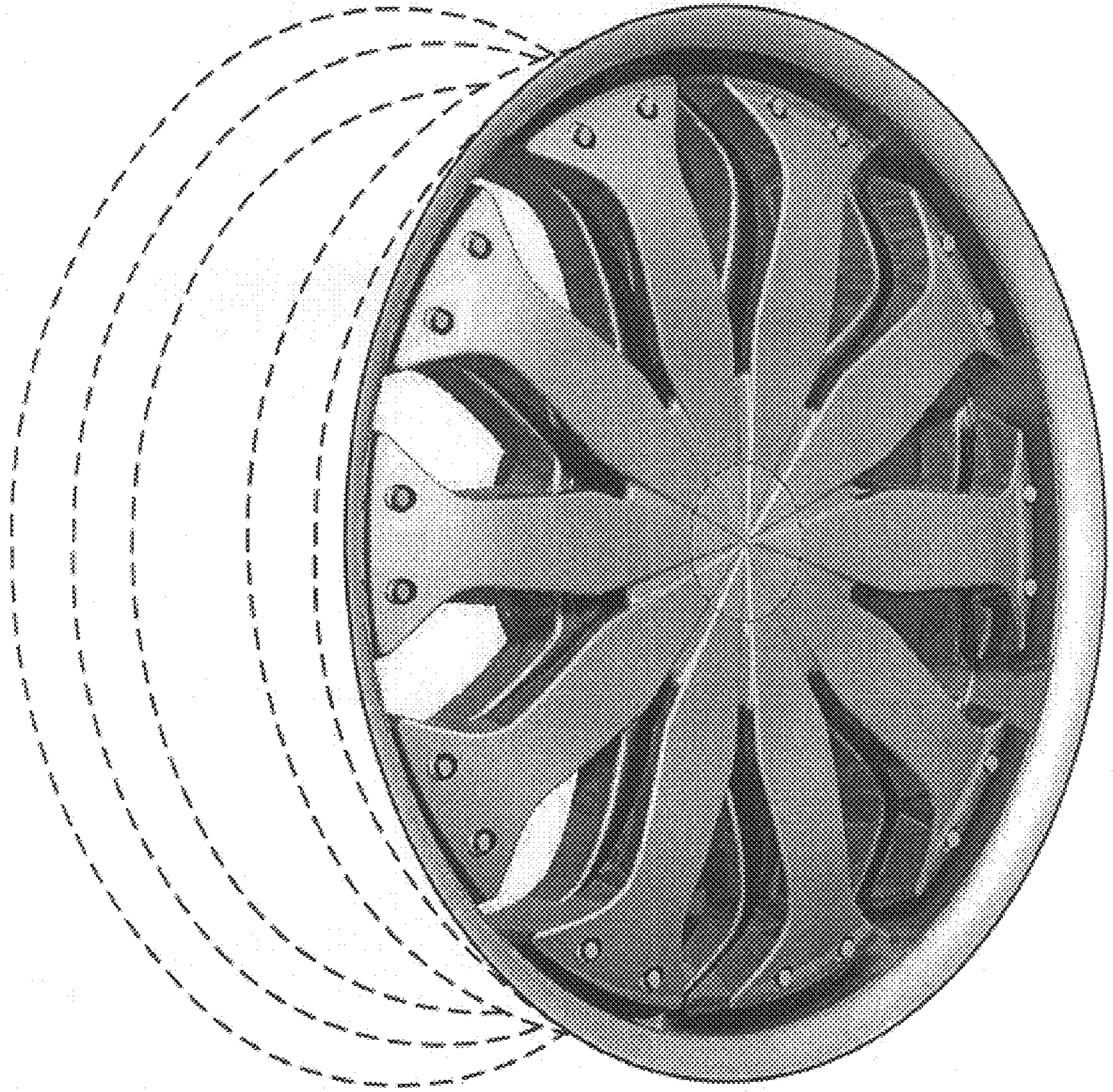


FIG. 1




FIG. 2

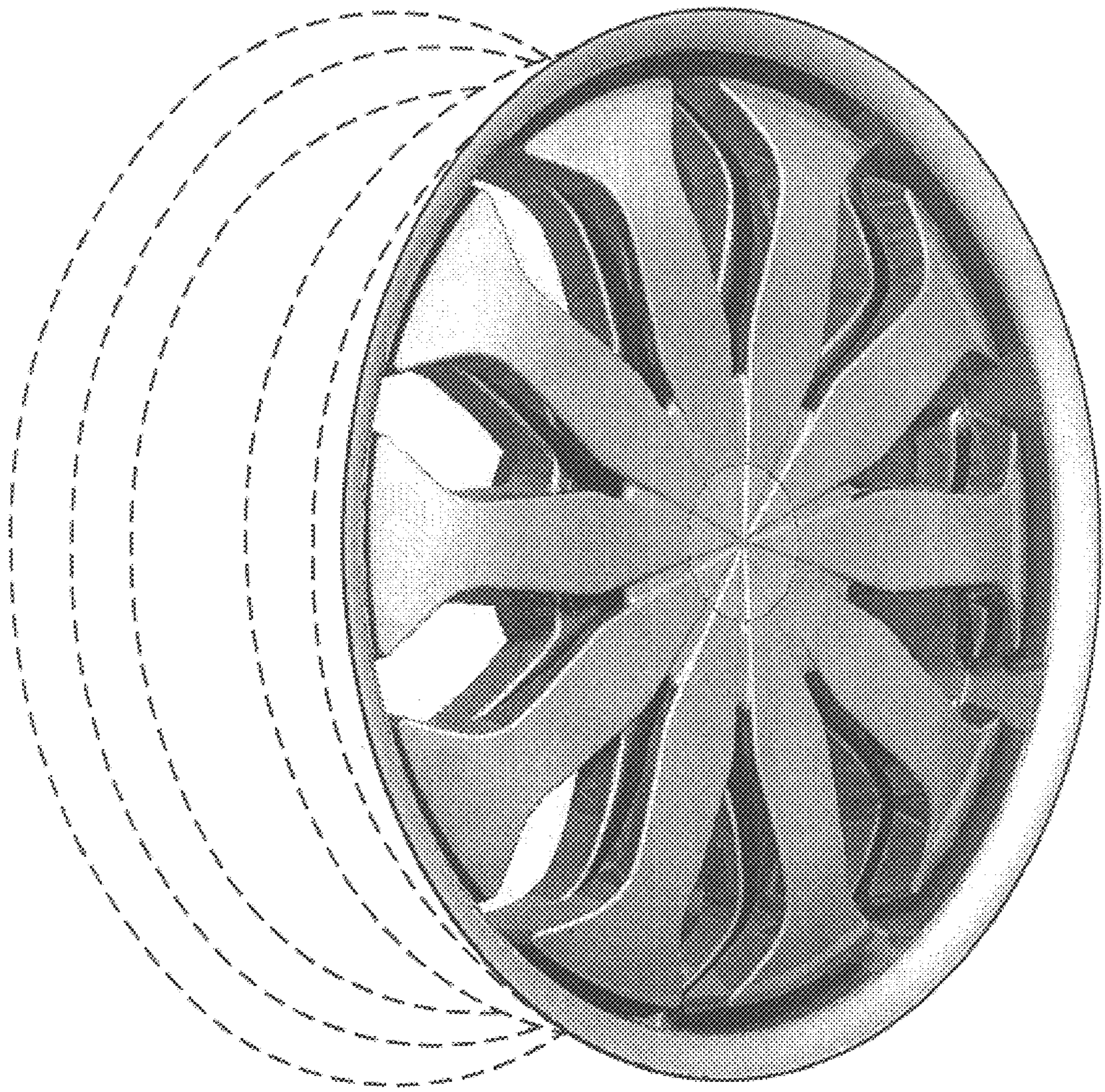


FIG. 3




FIG. 4