



US00D469719S

(12) **United States Design Patent** (10) **Patent No.:** **US D469,719 S**  
**Ewing** (45) **Date of Patent:** **\*\* Feb. 4, 2003**

(54) **HOLIDAY TREE**

(76) Inventor: **Matthew J. Ewing**, 1019 National Ave., Badger, IA (US) 50516

(\*\*) Term: **14 Years**

(21) Appl. No.: **29/155,533**

(22) Filed: **Feb. 11, 2002**

(51) **LOC (7) Cl.** ..... **11-05**

(52) **U.S. Cl.** ..... **D11/128; D11/125**

(58) **Field of Search** ..... **D11/118, 121, D11/125, 128; 428/7, 542.2**

(56) **References Cited**

**U.S. PATENT DOCUMENTS**

D261,250 S	*	10/1981	Birmingham	.....	D11/128
D387,002 S	*	12/1997	Wachtel	.....	D11/118
D405,713 S	*	2/1999	Wachtel	.....	D11/118
D423,398 S	*	4/2000	Gibson	.....	D11/118
6,210,762 B1	*	4/2001	Pielow	.....	428/7
D453,707 S	*	2/2002	Wu	.....	D11/121

\* cited by examiner

*Primary Examiner*—Dominic Simone

(74) *Attorney, Agent, or Firm*—Henderson & Sturm LLP

(57) **CLAIM**

The ornamental design for a holiday tree, as shown and described.

**DESCRIPTION**

A portion of the disclosure of this patent document, including appendices, may contain material which is subject to copyright protection. The copyright owner has no objection to the facsimile reproduction by anyone of the patent document or the patent disclosure, as it appears in the Patent and Trademark Office patent file or records, but otherwise reserves all copyright rights whatsoever.

FIG. 1 is a perspective view of the holiday tree showing my new design;

FIG. 2 is a front elevational view thereof;

FIG. 3 is a left side elevational view thereof;

FIG. 4 is a right side elevational view thereof;

FIG. 5 is a rear elevational view thereof;

FIG. 6 is a top plan elevational view thereof; and,

FIG. 7 is a bottom plan elevational view thereof.

**1 Claim, 4 Drawing Sheets**





*Fig. 1*




*Fig. 2*




*Fig. 3*




*Fig. 4*



*Fig. 5*



*Fig. 6*



*Fig. 7*