



US00D469691S

(12) **United States Design Patent**
Brondyke et al.

(10) **Patent No.:** **US D469,691 S**

(45) **Date of Patent:** **** Feb. 4, 2003**

(54) **PAPER CUP WITH FOLD TOP LID**

(75) Inventors: **James R. Brondyke**, Finksburg, MD (US); **Kenneth R. Schultz**, Baltimore, MD (US)

(73) Assignee: **Sweetheart Cup Company Inc.**, Owings Mills, MD (US)

(**) Term: **14 Years**

(21) Appl. No.: **29/154,599**

(22) Filed: **Jan. 23, 2002**

(51) **LOC (7) Cl.** **09-03**

(52) **U.S. Cl.** **D9/431; D9/422; D9/423**

(58) **Field of Search** D9/422, 423, 430, D9/431, 346, 432, 414; 206/278, 286, 287, 292, 295, 299; 229/103.2, 103.3, 106, 108, 112, 113, 114, 116.1, 122, 230, 231, 232, 229, 160.1, 160.2, 125.08, 124, 138, 400, 404, 405

(56) **References Cited**

U.S. PATENT DOCUMENTS

2,344,359	A	3/1944	Lehmann	
2,367,780	A	* 1/1945	Inman	229/113
2,661,138	A	12/1953	Leonard	
2,687,840	A	8/1954	Innes	
2,797,041	A	6/1957	Rondone	
D185,882	S	* 8/1959	Bamburg	D9/423
3,365,114	A	1/1968	Macchi	
D219,266	S	* 11/1970	Biallo	D9/423
3,680,771	A	8/1972	Blunsdon	
4,150,747	A	4/1979	Gordon	
4,201,331	A	5/1980	Austin	
4,238,069	A	* 12/1980	Morris, Jr.	229/117.15
4,420,111	A	12/1983	Hament	
4,535,928	A	8/1985	Capo	
4,564,139	A	1/1986	Reil	
4,573,631	A	3/1986	Reeves	
4,630,733	A	12/1986	Fear	
4,706,874	A	11/1987	Reil	
4,712,725	A	12/1987	Moore	

4,714,164	A	12/1987	Bachner	
4,714,190	A	12/1987	Morrocco	
4,730,766	A	* 3/1988	Fear	229/106
4,805,775	A	2/1989	Fear	
5,358,175	A	10/1994	Cai	
D367,816	S	* 3/1996	Cai	D9/431
5,676,306	A	10/1997	Lankin et al.	
D406,058	S	* 2/1999	Allmon	D9/431
5,960,987	A	10/1999	Solland et al.	
6,164,488	A	12/2000	Solland et al.	
6,176,420	B1	1/2001	Saron et al.	
D451,385	S	* 12/2001	Bryan et al.	D9/431

* cited by examiner

Primary Examiner—Prabhakar Deshmukh

(74) *Attorney, Agent, or Firm*—Jones, Day, Reavis & Pogue

(57) **CLAIM**

We claim the ornamental design for a paper cup with fold top lid, as shown and described.

DESCRIPTION

FIG. 1 is a perspective view of a paper cup with fold top lid showing our new design with the fold top lid in the open position;

FIG. 2 is a perspective view thereof with the fold top lid in the closed position;

FIG. 3 is a front elevational view thereof with the fold top lid in the open position;

FIG. 4 is a front elevational view thereof with the fold top lid in the closed position;

FIG. 5 is a side elevational view thereof with the fold top lid in the open position;


FIG. 6 is a side elevational view thereof with the fold top lid in the closed position;

FIG. 7 is a top plan view thereof with the fold top lid in the open position;

FIG. 8 is a top plan view thereof with the fold top lid in the closed position; and,

FIG. 9 is a bottom view thereof with the fold top lid in the open position.

1 Claim, 4 Drawing Sheets



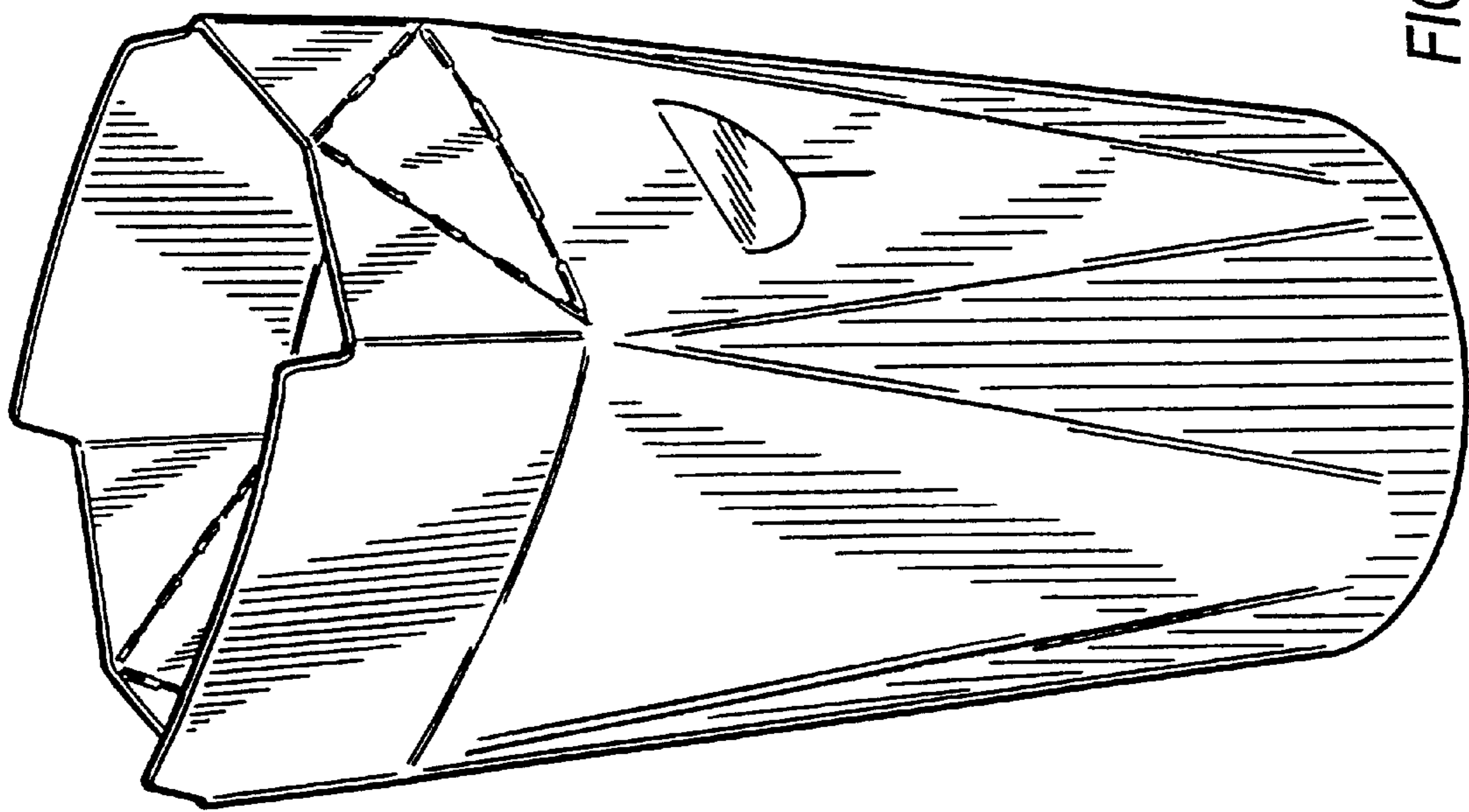


FIG. 1

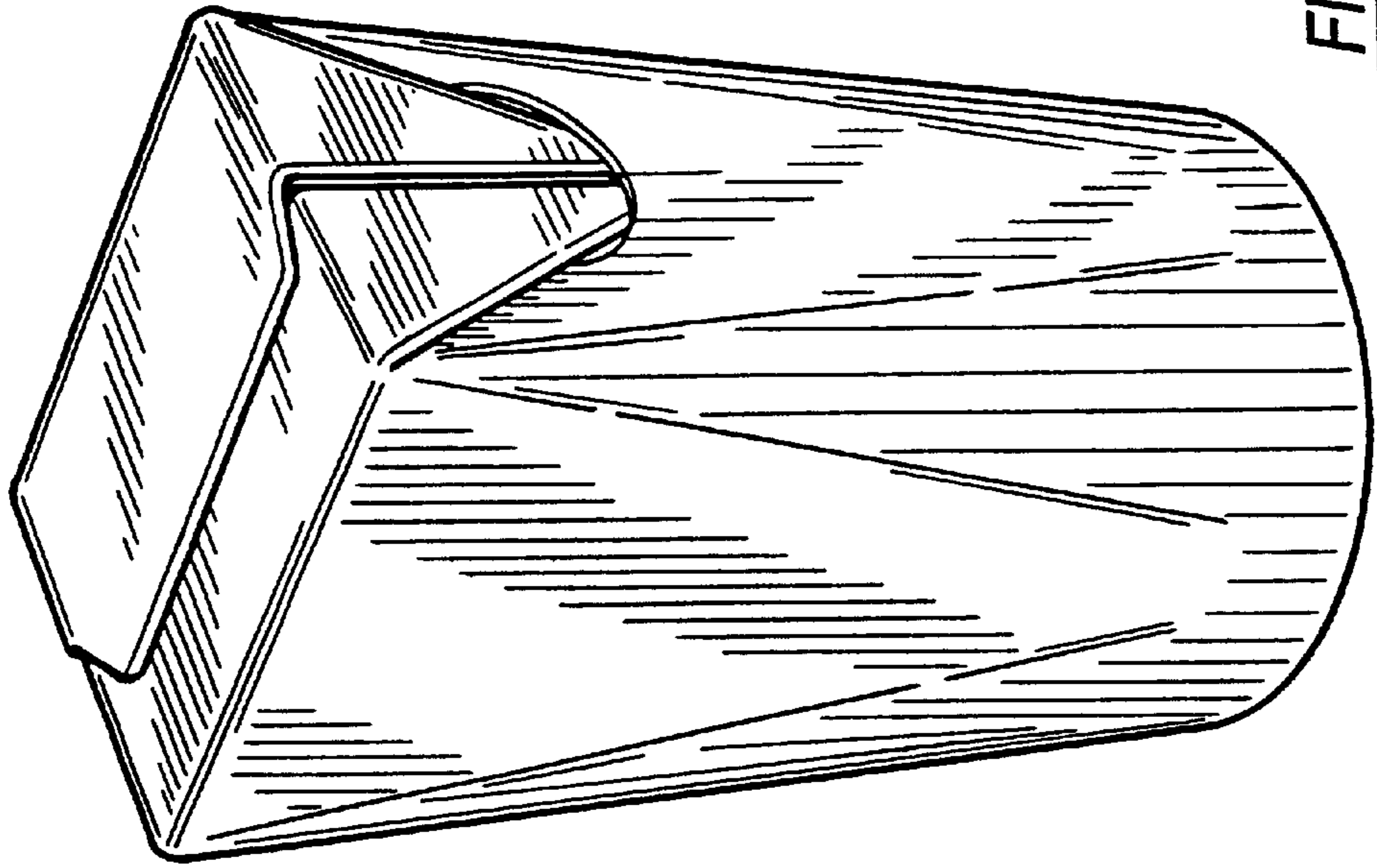


FIG. 2

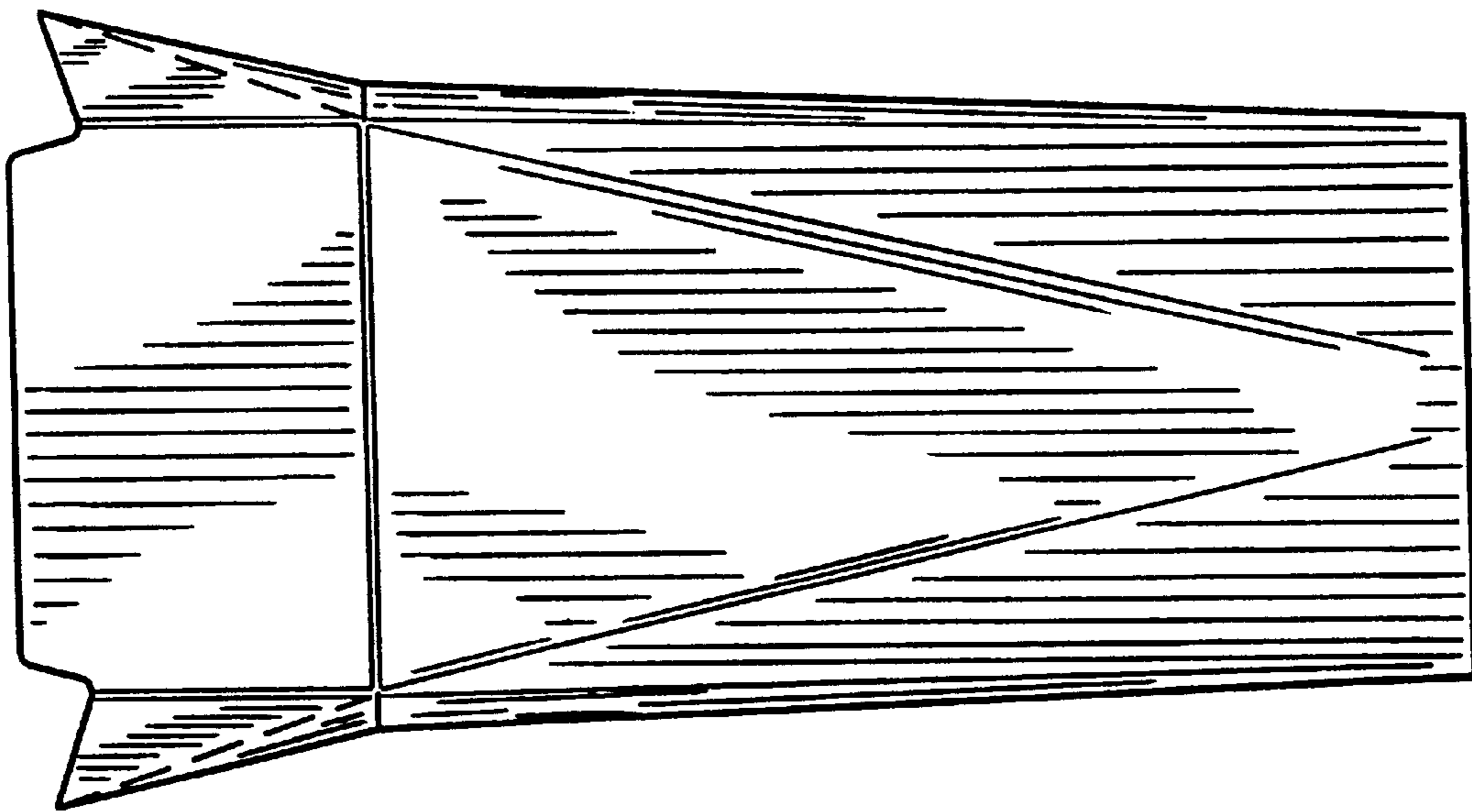


FIG. 3

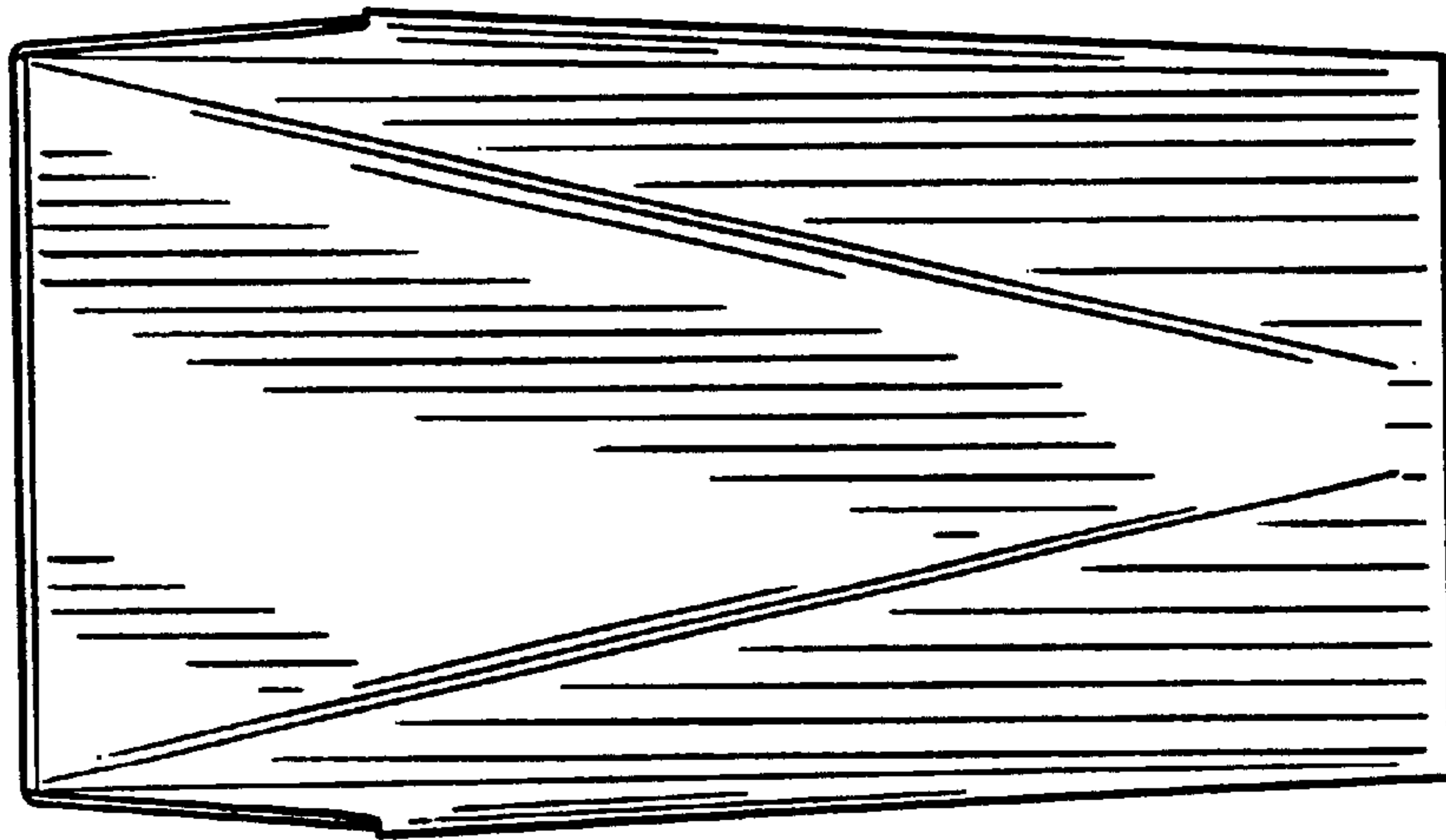


FIG. 4

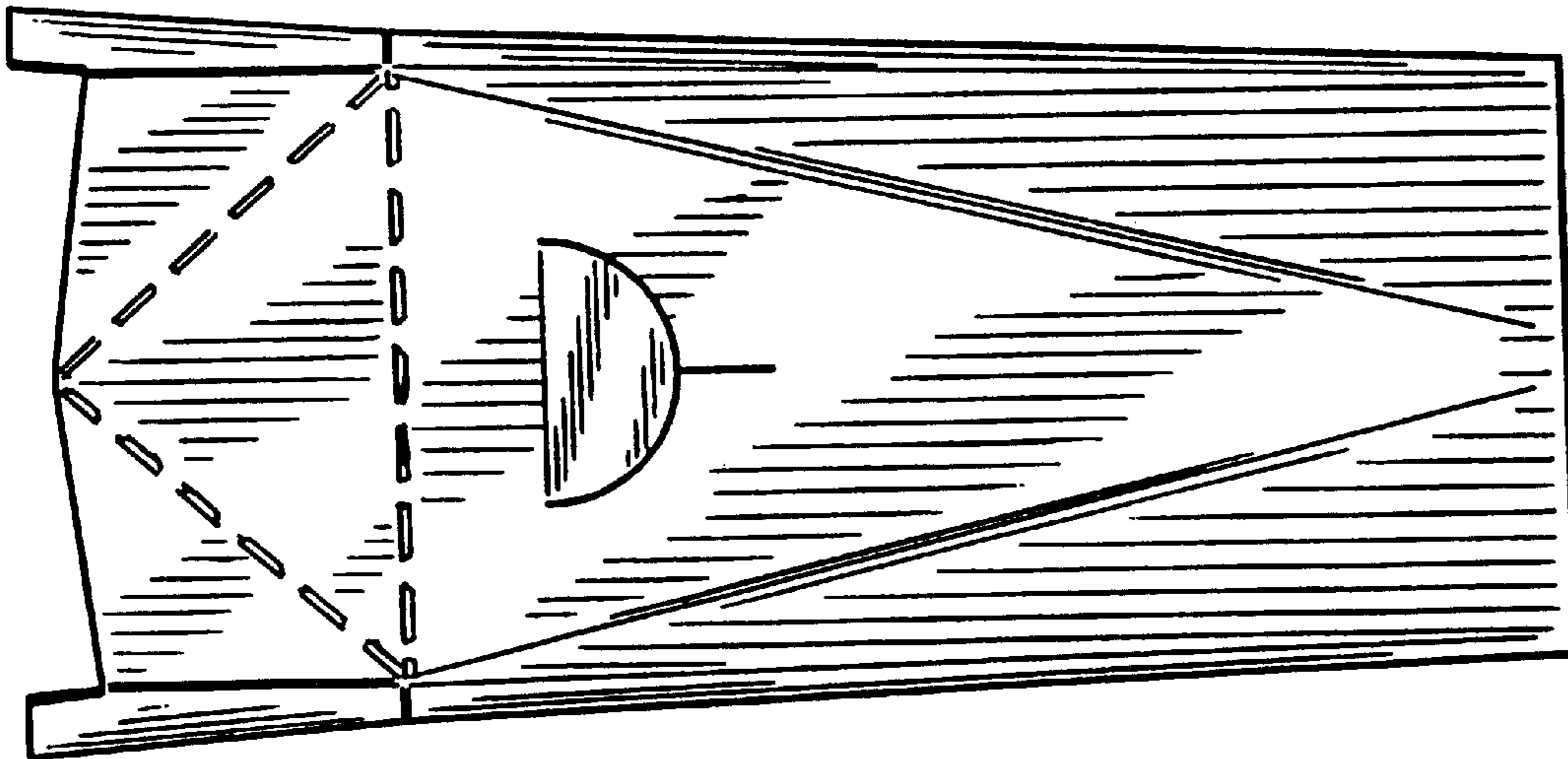


FIG. 5

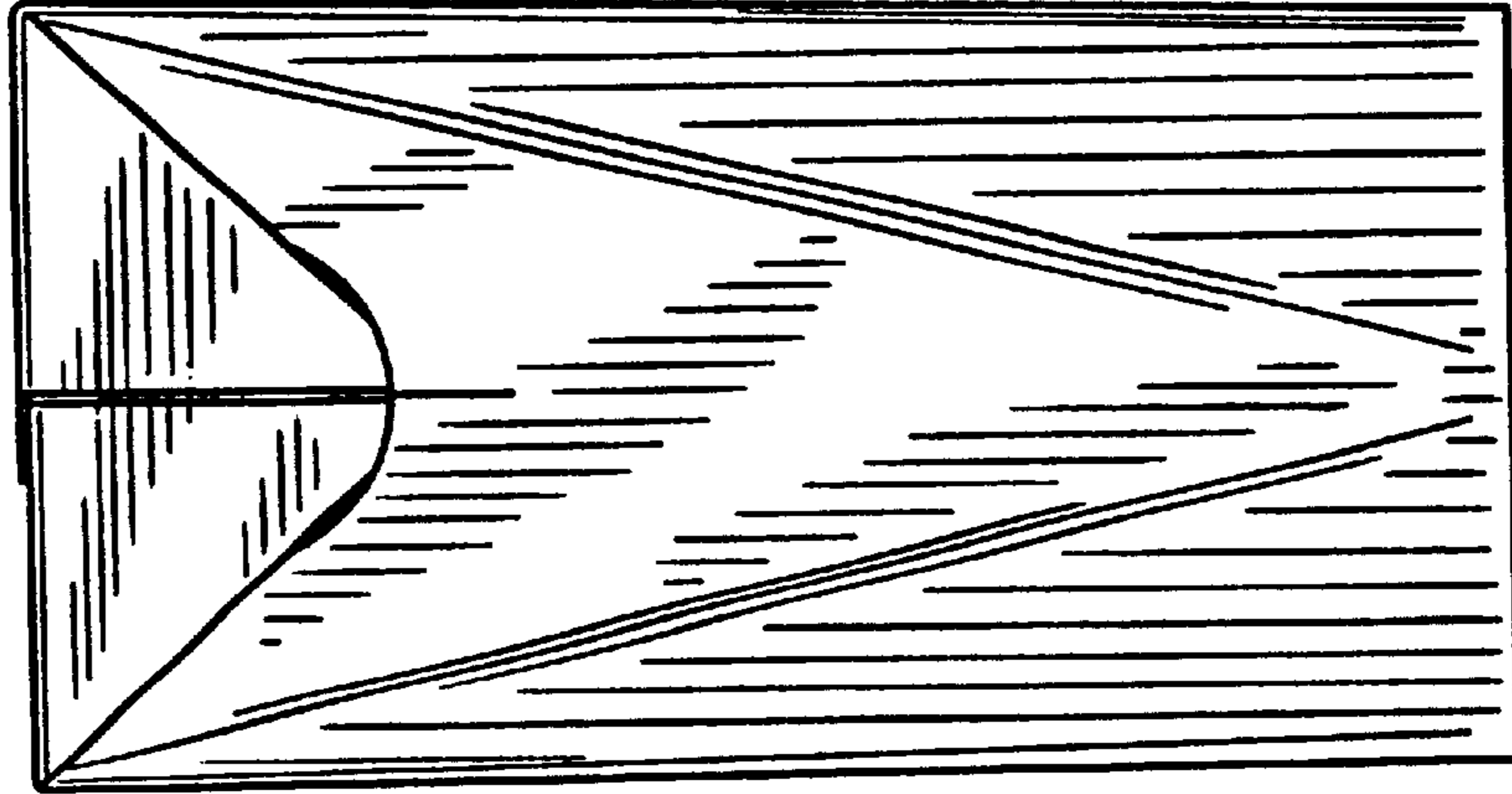


FIG. 6




FIG. 8

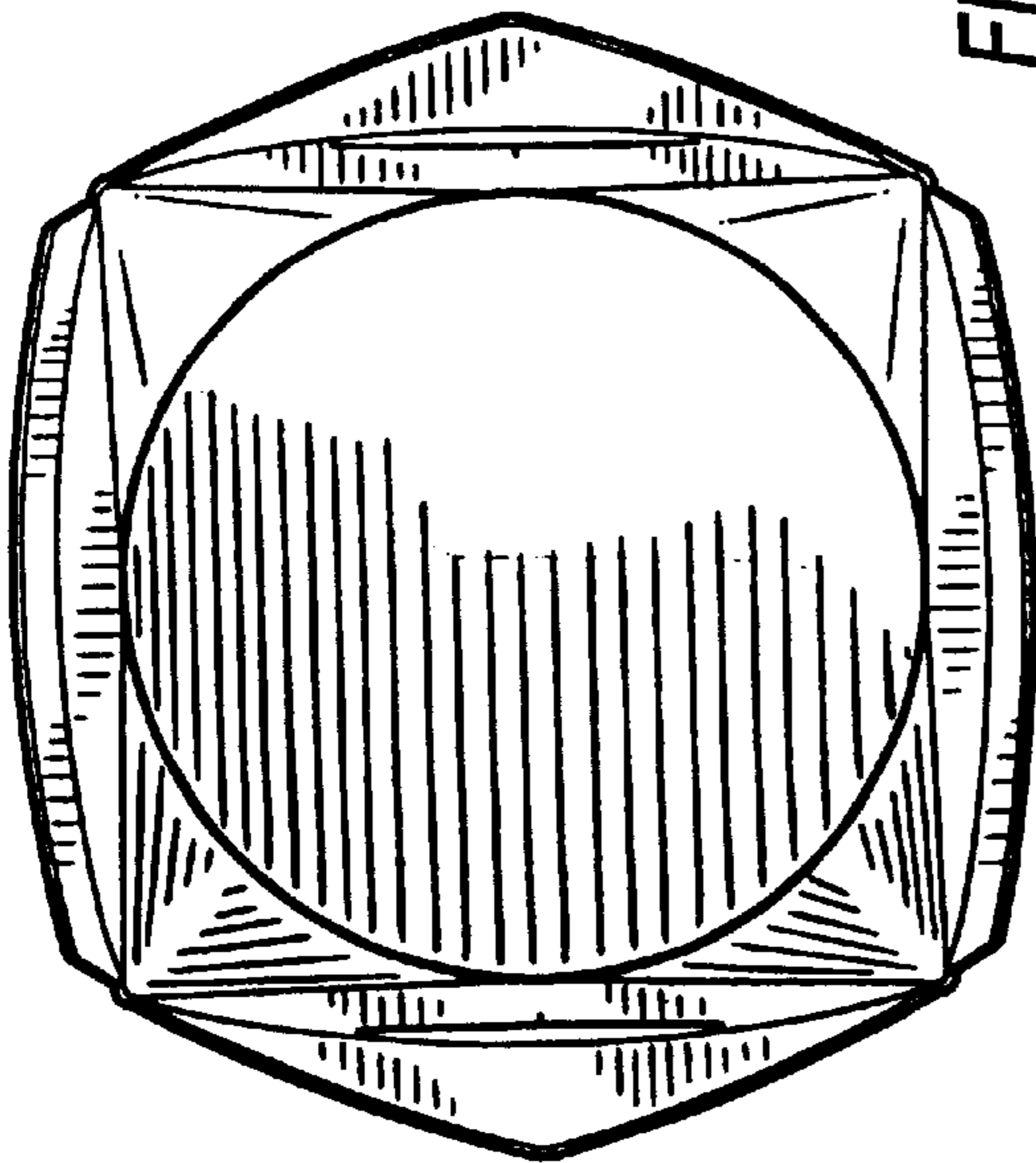


FIG. 7




FIG. 9