



US00D469685S

(12) **United States Design Patent** (10) **Patent No.:** **US D469,685 S**
Dennis et al. (45) **Date of Patent:** **** Feb. 4, 2003**

(54) **FLEXIBLE POUCH**
 (75) Inventors: **John L. Dennis**, Maple Grove, MN (US); **Shawn D. Zappa**, Elk River, MN (US); **Donald J. Trombley**, Elk River, MN (US)

(73) Assignee: **Softpac Industries, Inc.**, Minneapolis, MN (US)

(**) Term: **14 Years**

(21) Appl. No.: **29/151,565**

(22) Filed: **Nov. 9, 2001**

(51) **LOC (7) Cl.** **09-05**

(52) **U.S. Cl.** **D9/305**

(58) **Field of Search** D9/305, 306; 383/200, 383/904, 905, 906, 907, 100, 33, 113; 206/484, 632, 822; 222/105, 107, 92; 428/35.4

(56) **References Cited**

U.S. PATENT DOCUMENTS

D173,718 S	12/1954	Cargill et al.	
D195,313 S	5/1963	Setecka	
D206,827 S	1/1967	Arcudi et al.	
D208,272 S	8/1967	Corella et al.	
D285,412 S	9/1986	Harwell, Jr.	
D299,751 S	2/1989	Hsei	
D301,546 S	6/1989	McCallister	
D306,555 S	3/1990	Lane et al.	
D318,611 S	7/1991	Sherman	
D318,795 S	8/1991	Christine	
D319,176 S	8/1991	Sherman	
5,059,035 A *	10/1991	Kristensen	383/33
D338,399 S	8/1993	Conte, Jr.	
D354,906 S	1/1995	Lane, Jr. et al.	
D362,618 S	9/1995	Paling et al.	
D386,398 S	11/1997	Davis	
D392,559 S	3/1998	Smith et al.	
D397,608 S	9/1998	Fiore	
5,806,983 A *	9/1998	Millon et al.	383/113
D410,838 S	6/1999	Berman	
D412,665 S	8/1999	Smith et al.	

- D419,435 S 1/2000 Bonfigli
- D420,900 S 1/2000 Berman
- D425,409 S 5/2000 Gilliam
- D425,410 S 5/2000 Berman
- D429,459 S 8/2000 Berman
- D430,794 S 9/2000 Parent-Inch
- D433,625 S 11/2000 Berman
- D434,976 S 12/2000 Berman
- D436,847 S 1/2001 Berman
- D436,848 S 1/2001 Berman
- D436,868 S 1/2001 Berman
- D437,549 S 2/2001 Berman
- D440,868 S 4/2001 Berman
- D451,793 S 12/2001 Berman

* cited by examiner

Primary Examiner—Paula A. Mortimer

(74) *Attorney, Agent, or Firm*—Dorsey & Whitney LLP

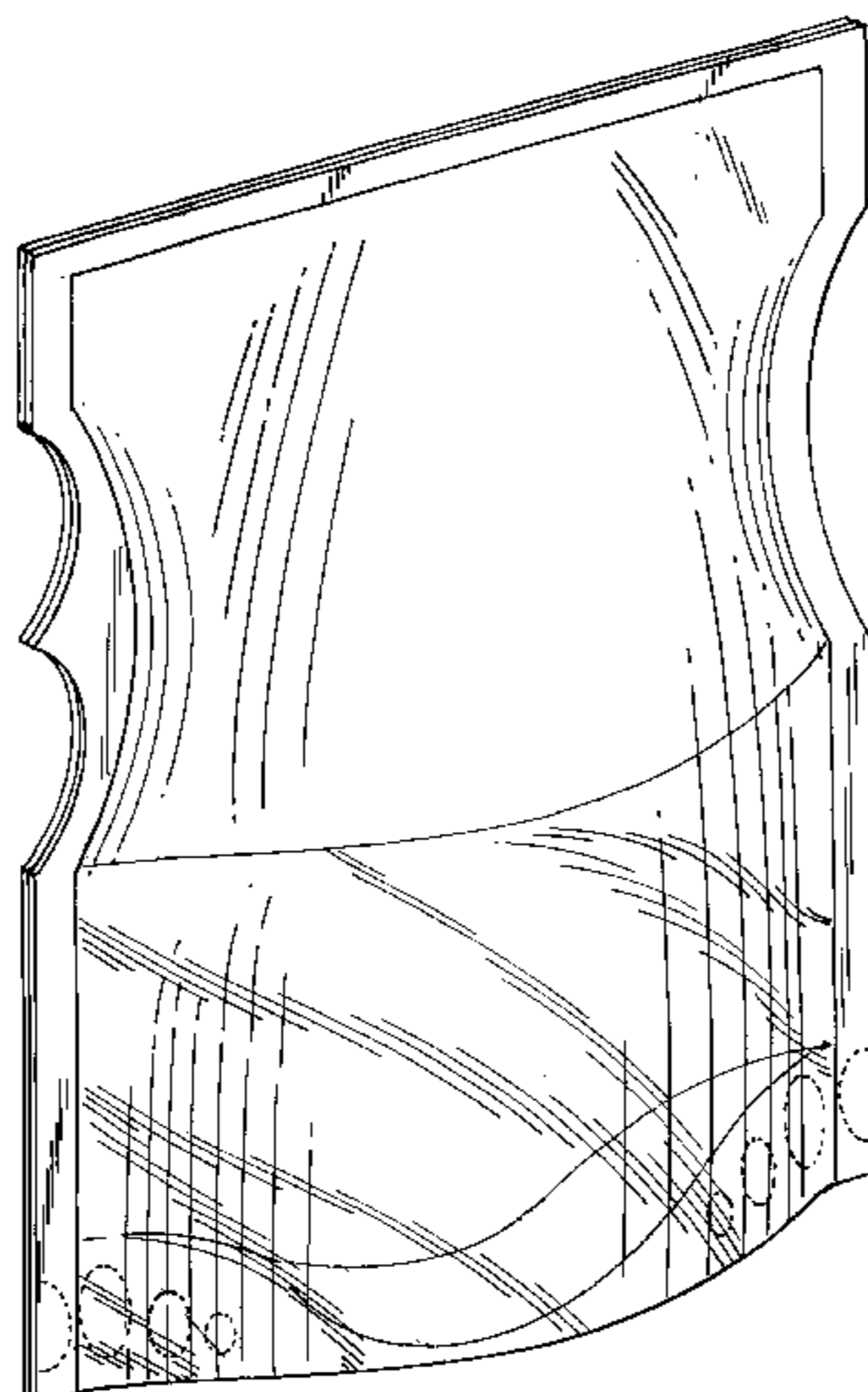
(57) **CLAIM**

The ornamental design for the flexible pouch, as shown and described.

DESCRIPTION

FIG. 1 is a perspective view of the front of a pouch of the present invention wherein the front of the container has a transparent lower portion;
 FIG. 2 is a plan view of the top of the embodiment of the invention depicted in FIG. 1;
 FIG. 3 is an elevational view of the front of the embodiment of the invention depicted in FIG. 1;
 FIG. 4 is an elevational view of the right of the embodiment of the invention depicted in FIG. 1;
 FIG. 5 is an elevational view of the left of the embodiment of the invention depicted in FIG. 1;
 FIG. 6 is an elevational view of the rear of the embodiment of the invention depicted in FIG. 1; and,
 FIG. 7 is a plan view of the bottom of the embodiment of the invention depicted in FIG. 1.
 The broken line showing in FIGS. 1,2,3,4,5, and 6 is for illustrative purposes only and forms no part of the claimed design.

1 Claim, 3 Drawing Sheets



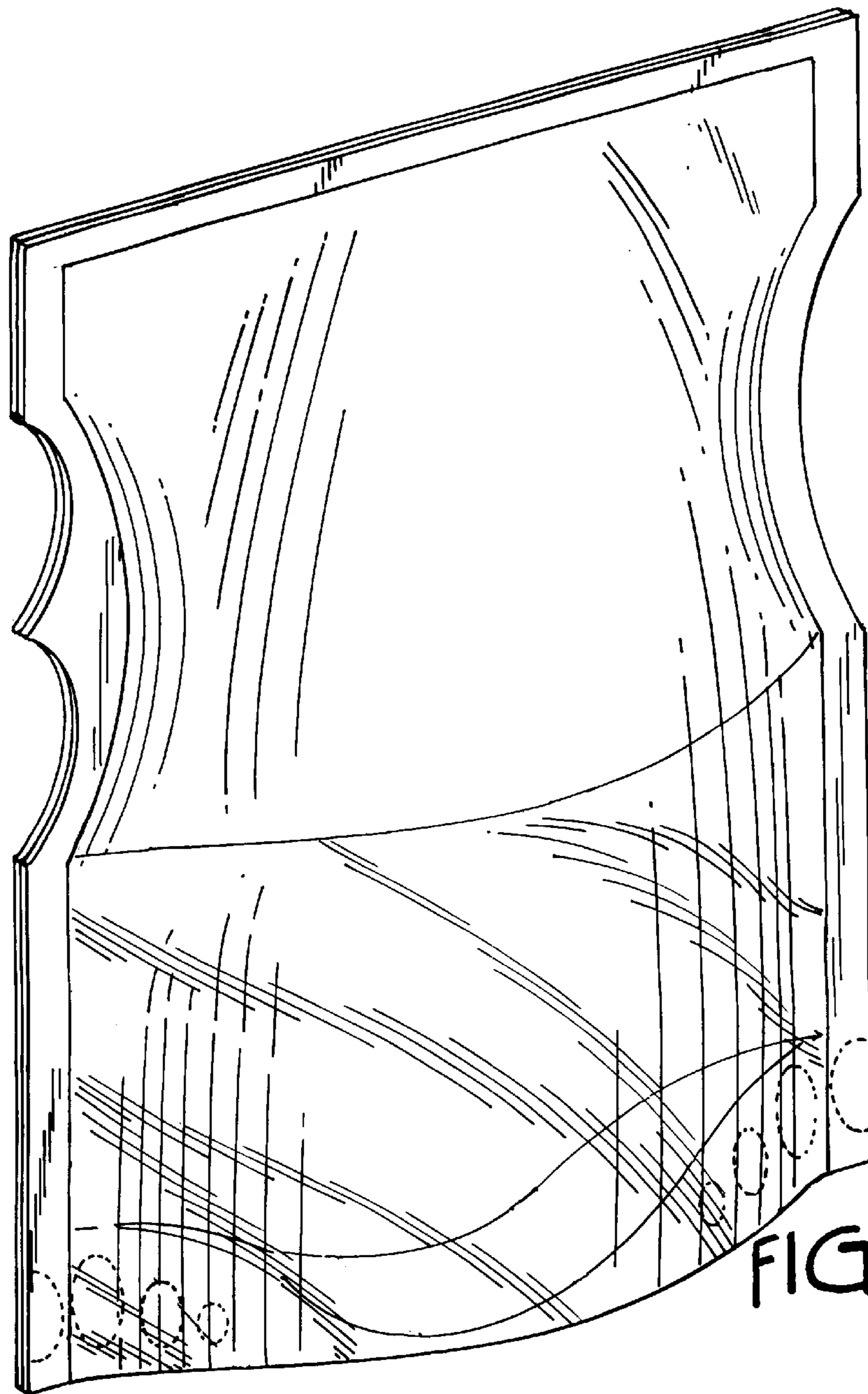


FIG. 1




FIG. 2

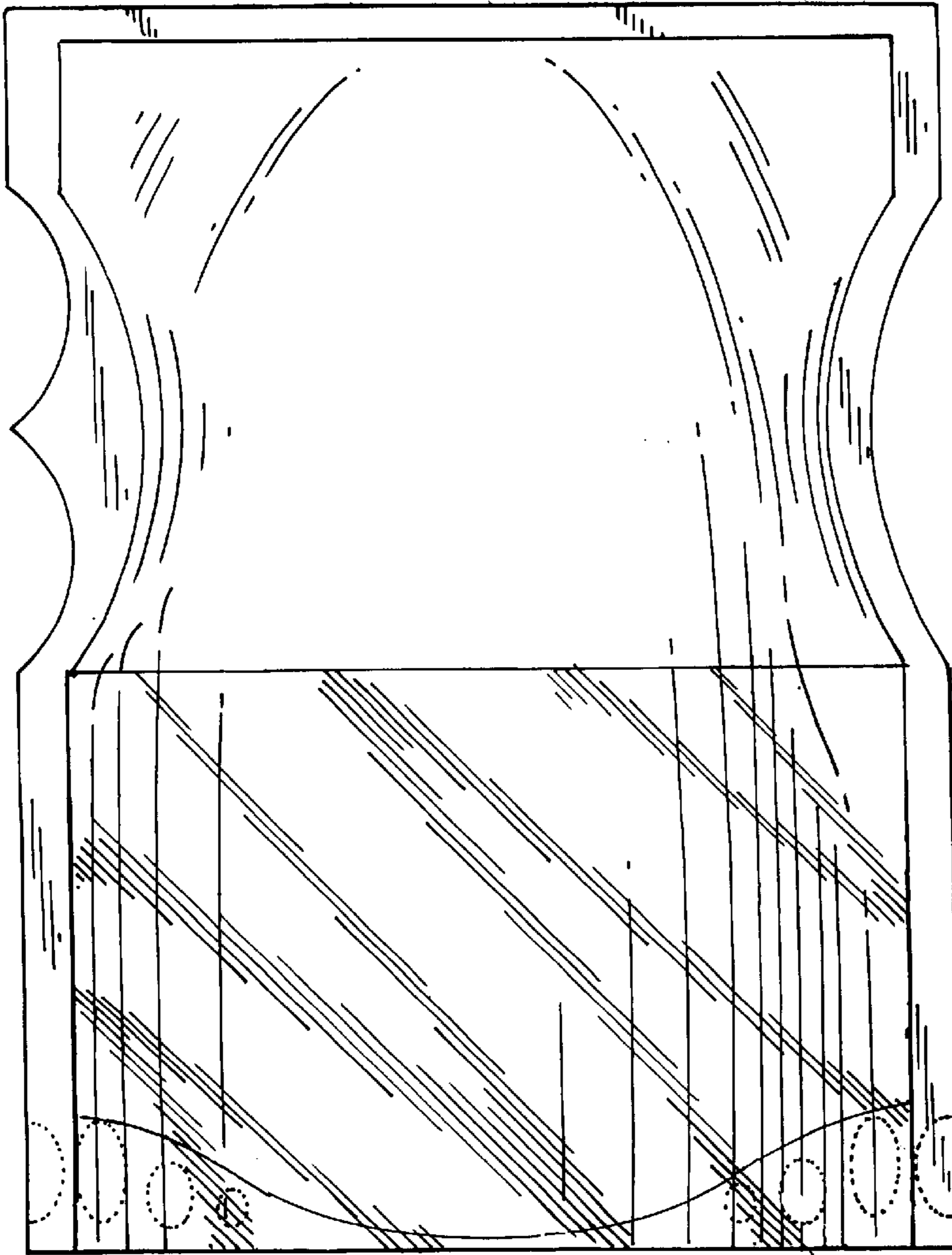


FIG. 3

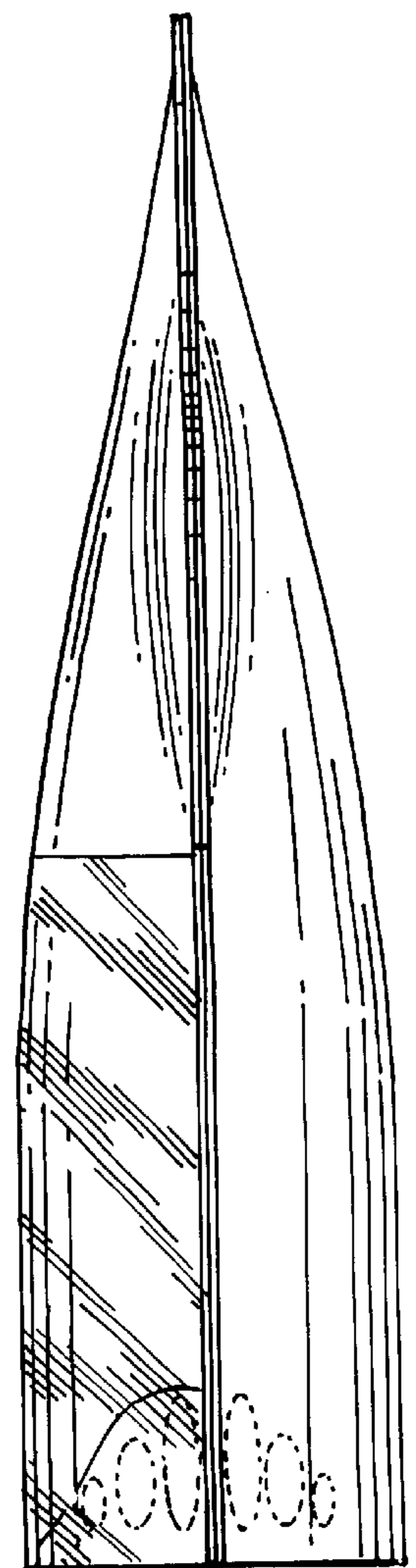


FIG. 4

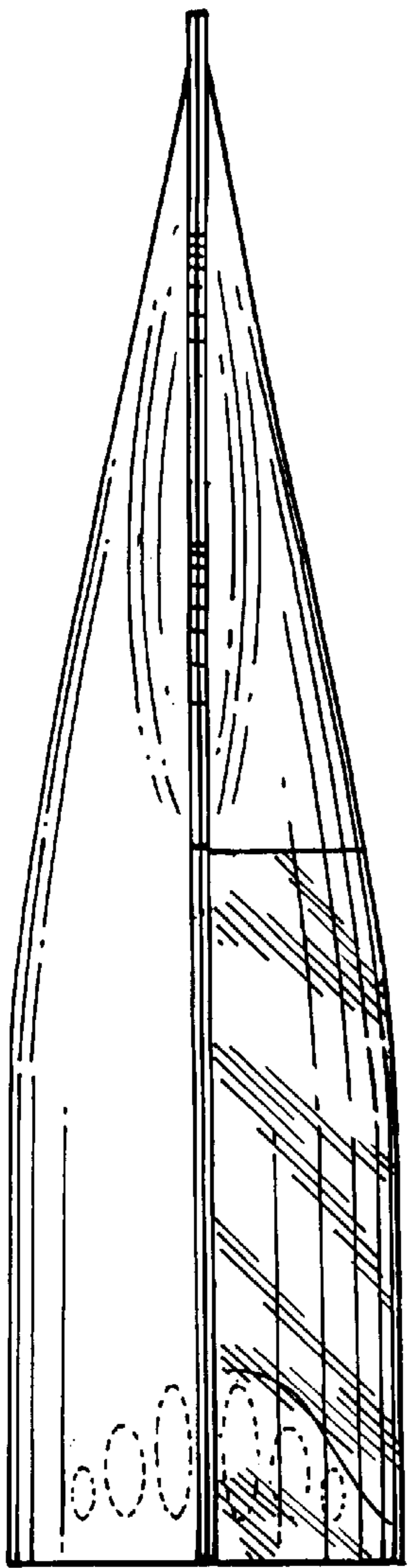


FIG. 5

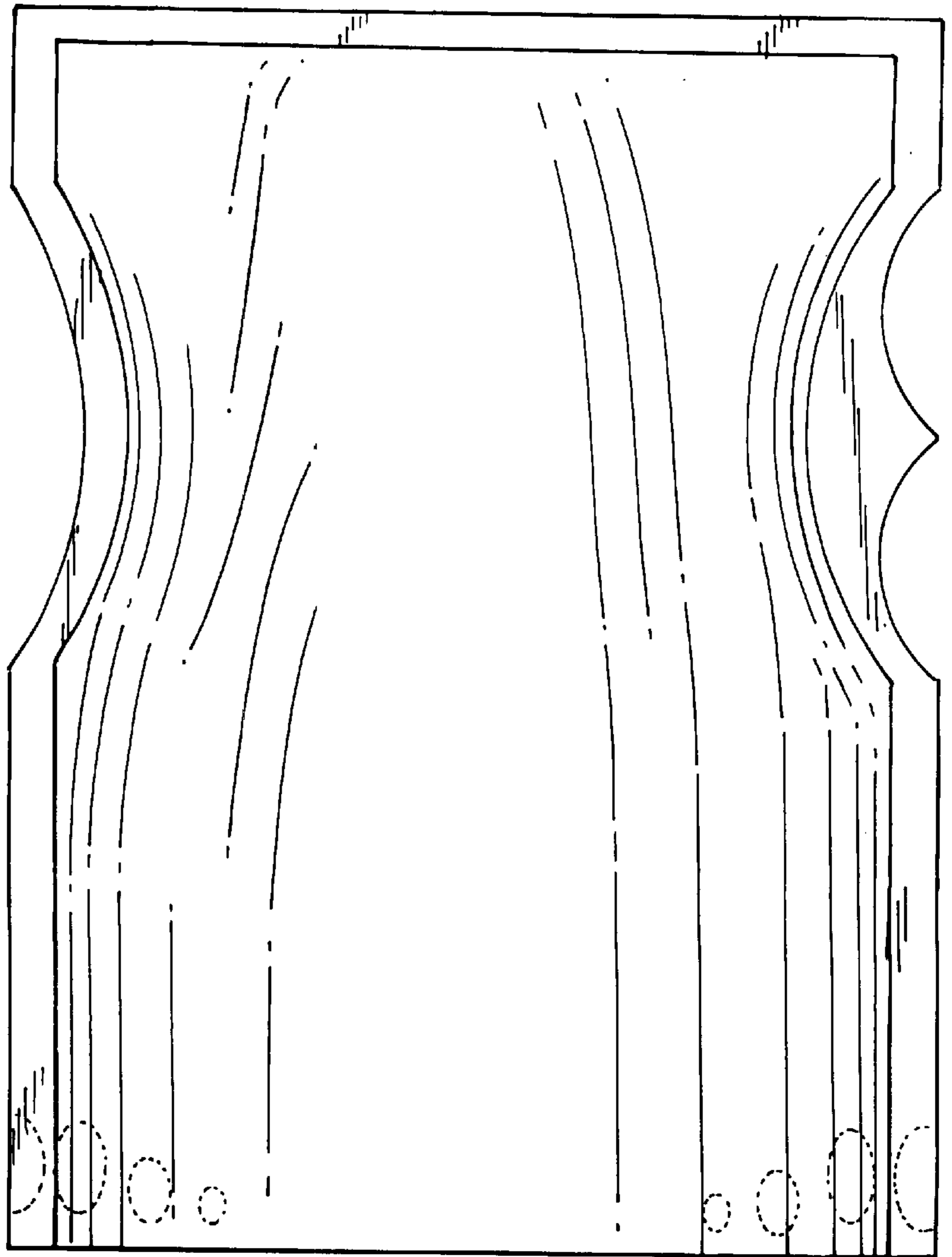


FIG. 6

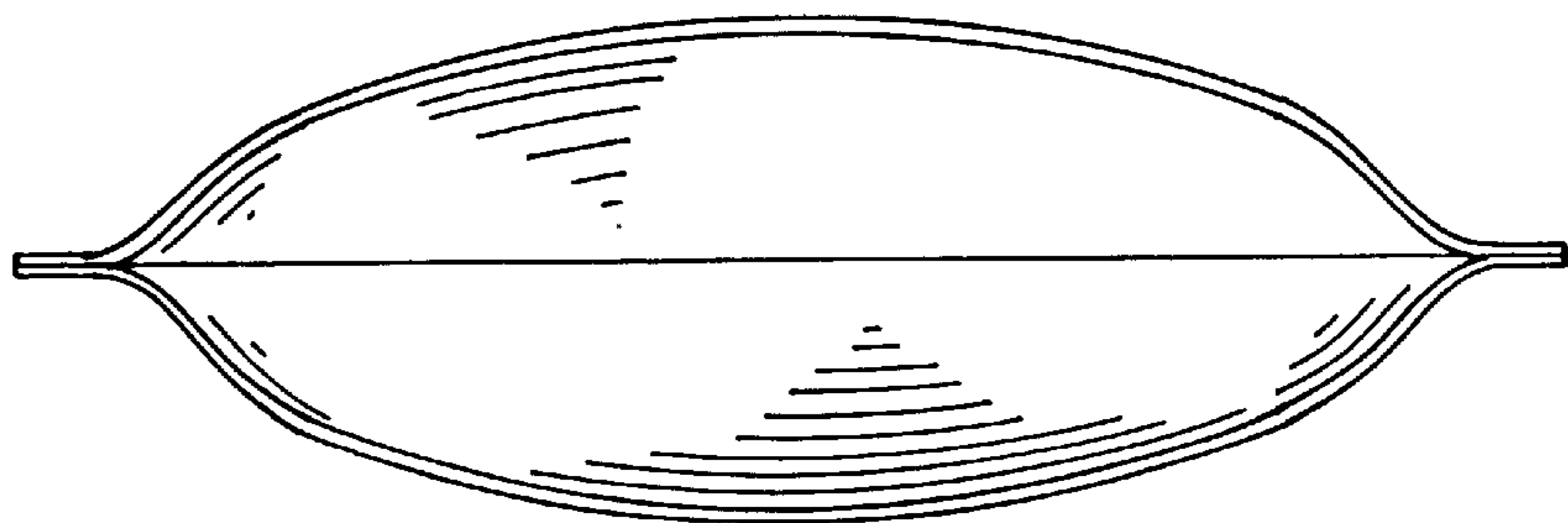


FIG. 7