



US00D469674S

(12) **United States Design Patent**
Chung

(10) **Patent No.:** **US D469,674 S**

(45) **Date of Patent:** **** Feb. 4, 2003**

(54) **ELECTRIC DRIVER DRILL**

(75) **Inventor:** **Godfrey Ka Wai Chung, Chung UK**
Tsuen (HK)

(73) **Assignee:** **One World Technologies Limited,**
Hamilton (BM)

(**) **Term:** **14 Years**

(21) **Appl. No.:** **29/151,657**

(22) **Filed:** **Dec. 5, 2001**

(51) **LOC (7) Cl.** **08-01**

(52) **U.S. Cl.** **D8/68**

(58) **Field of Search** D8/61, 62, 63,
D8/64, 65, 66, 67, 68, 69, 70; 81/57.11,
429, 464, 465, 466, 469, 489; 173/13, 169,
178, 213, 217; 227/8, 114, 120, 130, 136,
142; 310/50; 408/20, 124, 125, 234, 241 R;
451/358

(56) **References Cited**

U.S. PATENT DOCUMENTS

D326,598 S	6/1992	Sakamoto et al.	
D333,960 S	3/1993	Somers	
D339,727 S	9/1993	Kikuchi	
D377,442 S	* 1/1997	Kikuchi	D8/68
D378,268 S	* 3/1997	Schultz	D8/68
D384,261 S	9/1997	Hayakawa et al.	
D386,662 S	* 11/1997	Tozawa et al.	D8/68
D396,177 S	* 7/1998	Schultz	D8/68

D400,074 S	10/1998	Cooper	
D402,871 S	* 12/1998	Clowers et al.	D8/68
D409,467 S	* 5/1999	Chung	D8/68
D420,877 S	* 2/2000	Schultz	D8/68
D421,883 S	* 3/2000	Watson et al.	D8/68
D428,320 S	* 7/2000	Ohi et al.	D8/61
D429,134 S	8/2000	Schultz et al.	
D435,414 S	12/2000	Etter et al.	
D436,511 S	1/2001	Hayakawa et al.	
D437,759 S	* 2/2001	Breit et al.	D8/68
6,308,378 B1	* 10/2001	Mooty et al.	310/50

* cited by examiner

Primary Examiner—Doris V. Coles

Assistant Examiner—T. Chase Nelson

(74) *Attorney, Agent, or Firm*—Brooks & Kushman P.C.

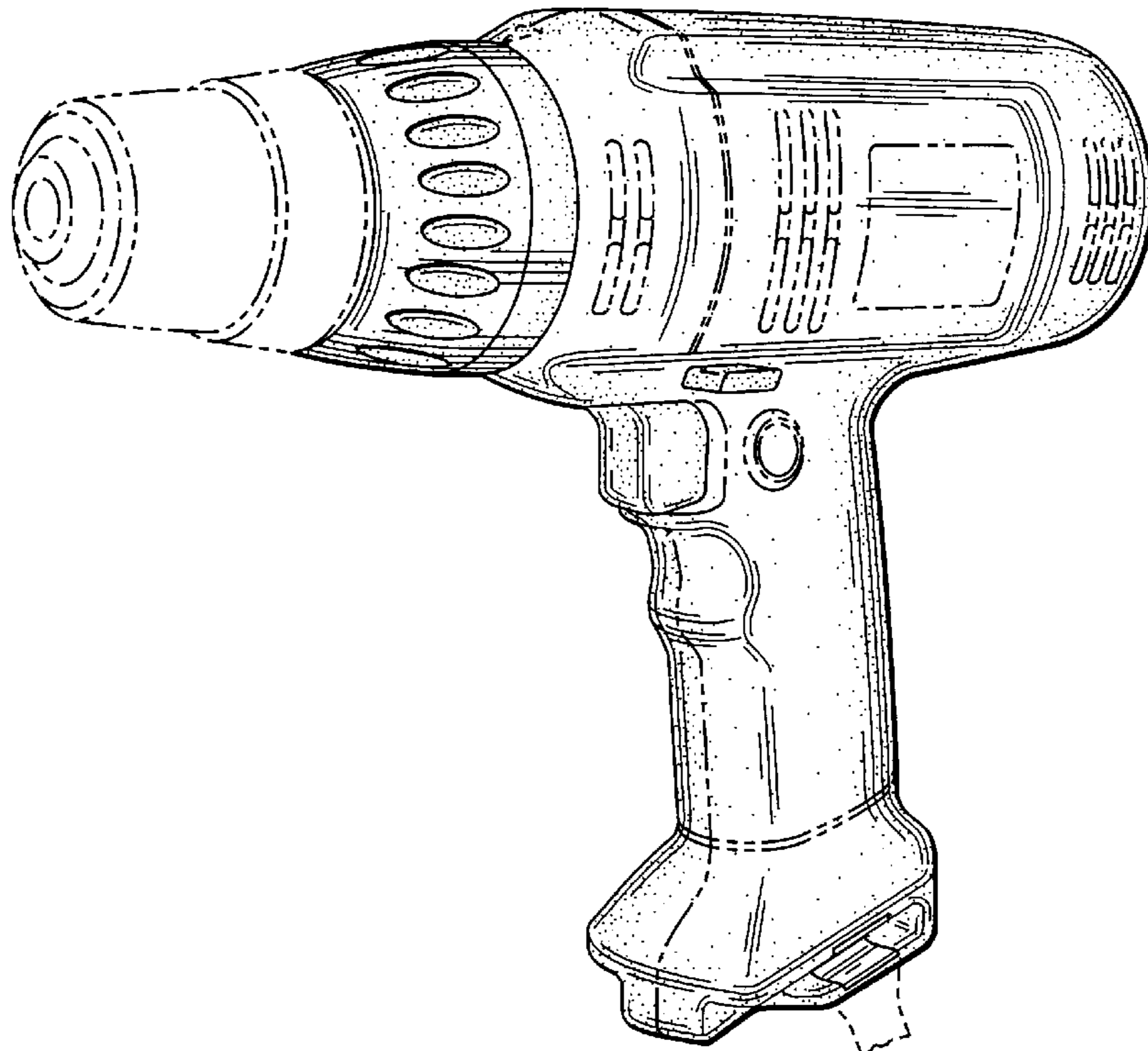
(57) **CLAIM**

The ornamental design for an electric driver drill, as shown and described.

DESCRIPTION

FIG. 1 is a perspective view of an electric driver drill; FIG. 2 is a left side elevational view thereof; FIG. 3 is a right side elevational view thereof; FIG. 4 is a front plan view thereof; FIG. 5 is a rear elevational view thereof; FIG. 6 is a top elevational view thereof; and, FIG. 7 is a bottom plan view of the present invention. No claim is made to the portions of the drill illustrated in phantom outline.

1 Claim, 3 Drawing Sheets



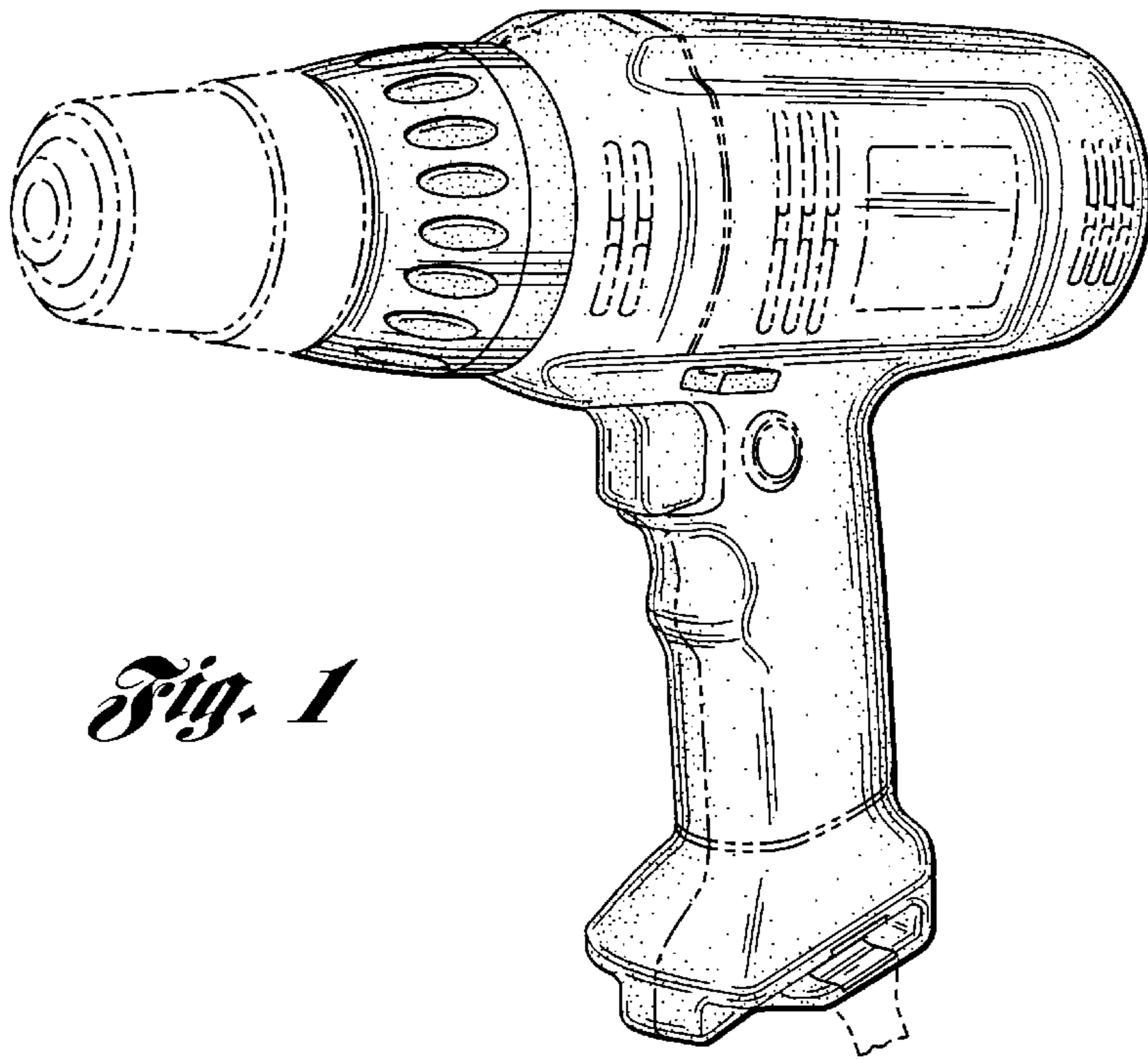


Fig. 1

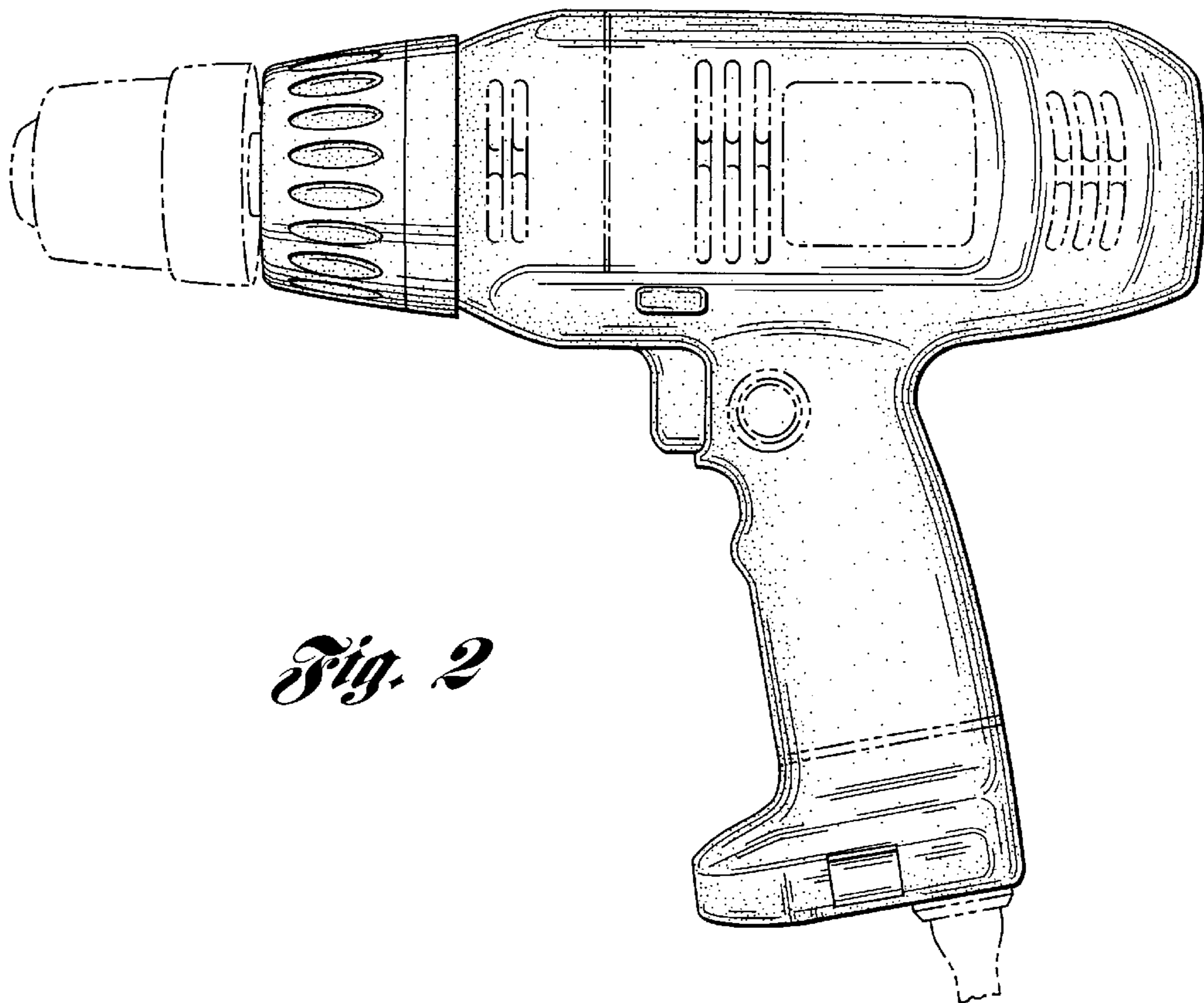


Fig. 2

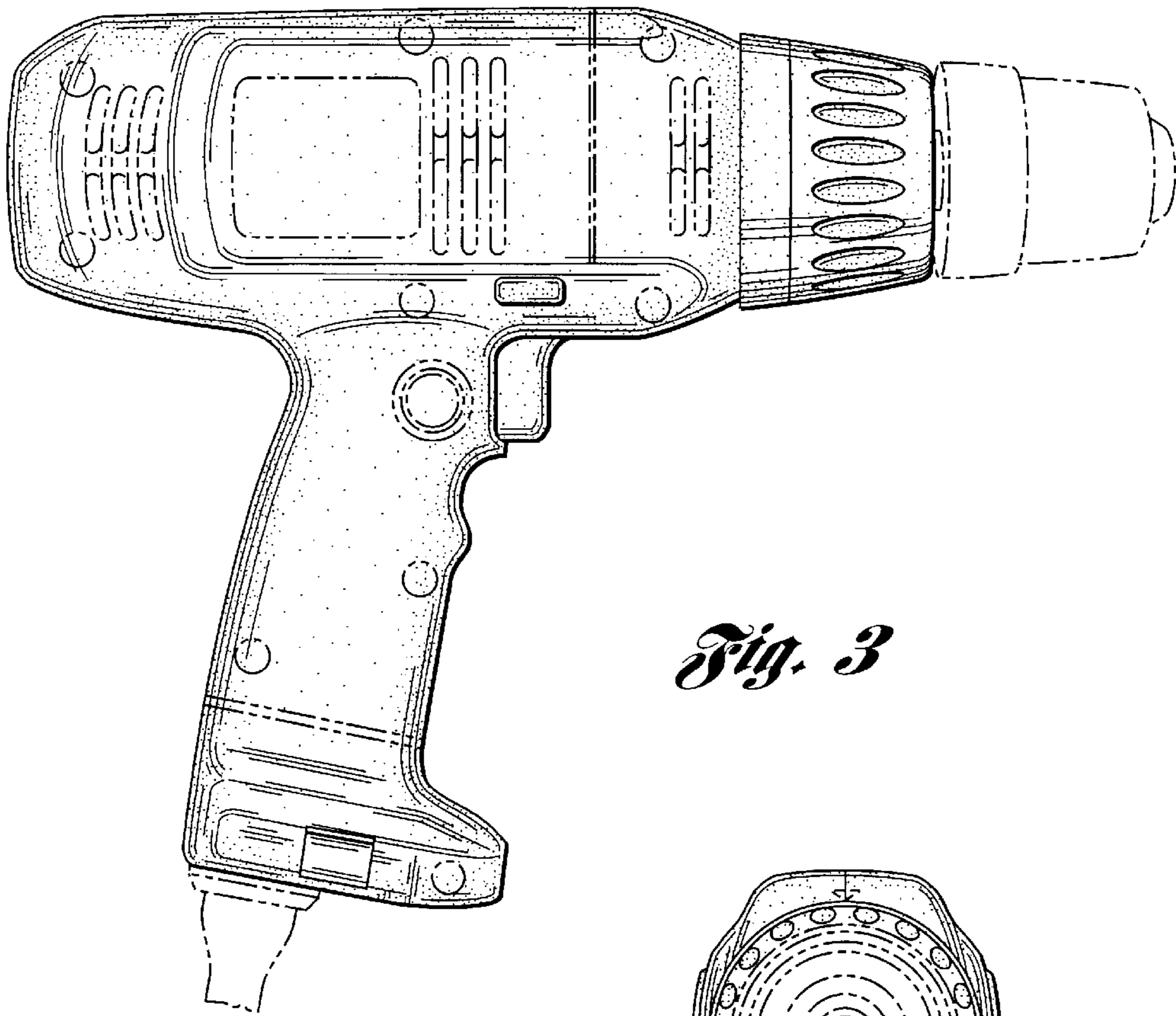


Fig. 3

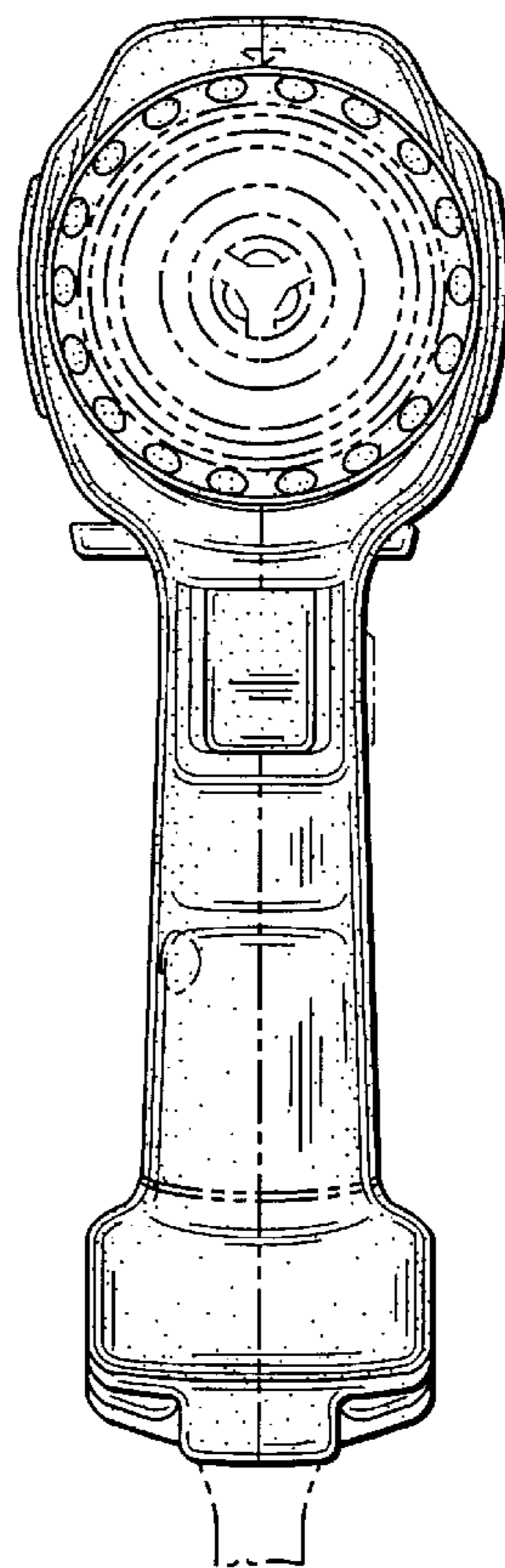


Fig. 4

Fig. 5

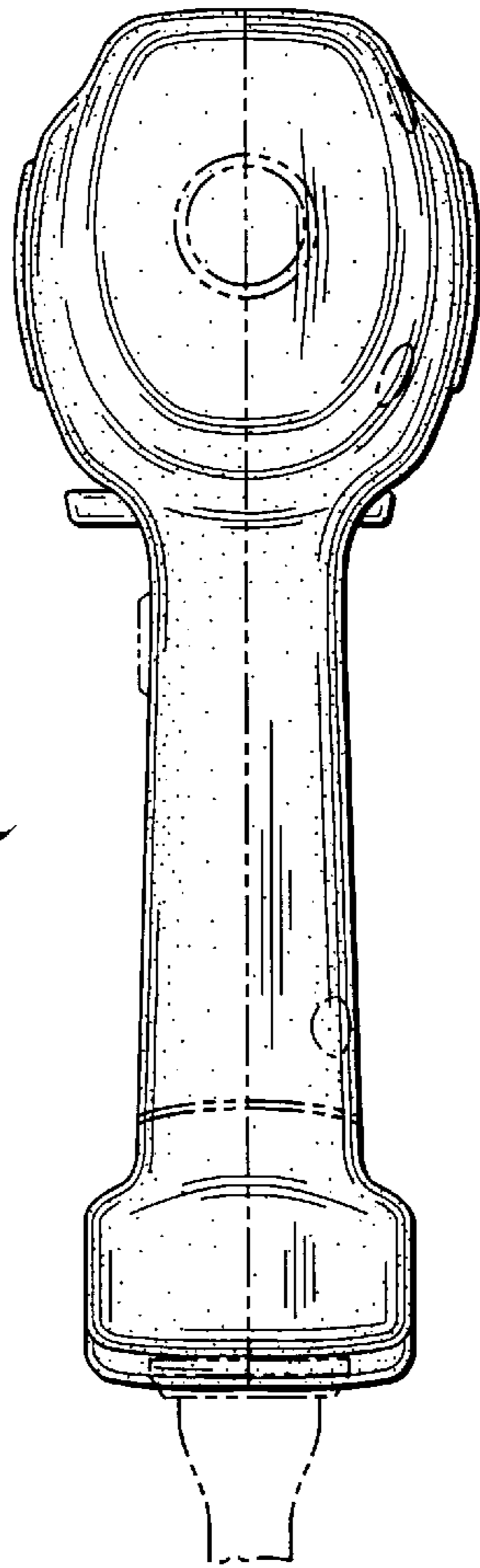


Fig. 6

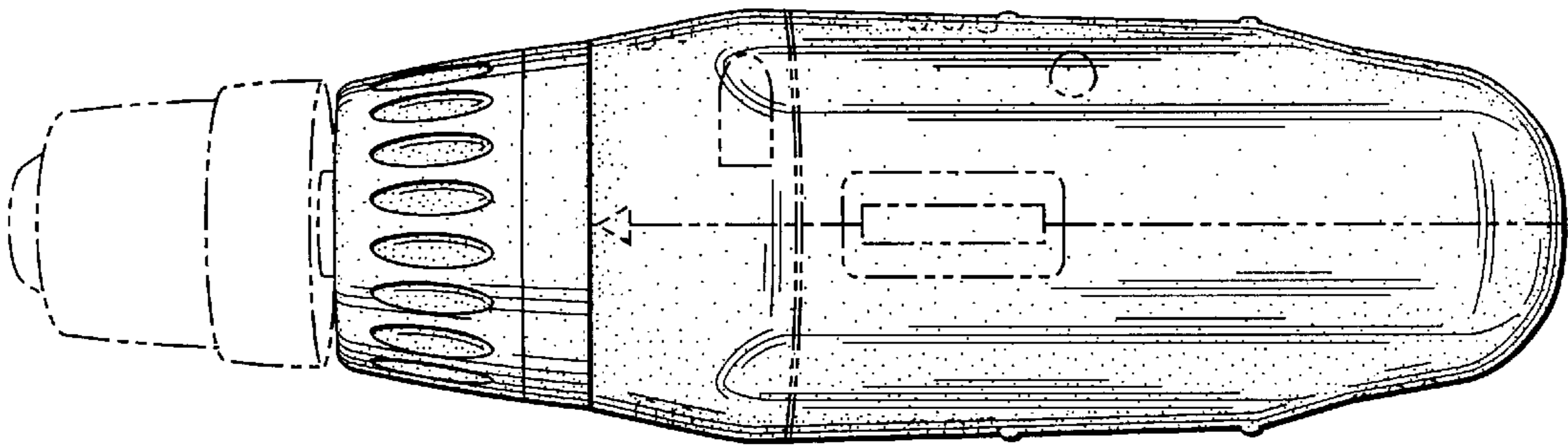


Fig. 7

