



US00D469671S

(12) **United States Design Patent**  
**Prell et al.**

(10) **Patent No.: US D469,671 S**

(45) **Date of Patent: \*\* Feb. 4, 2003**

(54) **CORDLESS ELECTRIC ROTARY HAND TOOL**

D446,431 S \* 8/2001 Lui ..... D8/61  
D446,432 S \* 8/2001 Heun ..... D8/61  
6,380,502 B1 \* 4/2002 Hirschburger et al. .... 200/548

(75) Inventors: **Edward T. Prell**, Chicago, IL (US);  
**Allen M. Oles**, Chicago, IL (US);  
**Frank Sterpka**, W. Hartford, CT (US);  
**David C. Danielson**, Litchfield, CT (US)

**OTHER PUBLICATIONS**

A catalog Dremel® Tools for the Imagination©, Rev. 4, Dremel, Racine, Wisconsin, Nov. 1999.

\* cited by examiner

(73) Assignee: **S-B Power Tool Company**, Chicago, IL (US)

*Primary Examiner*—Doris V. Coles

*Assistant Examiner*—Elizabeth A. Albert

(\*\*) Term: **14 Years**

(74) *Attorney, Agent, or Firm*—Greer, Burns & Crain, Ltd.

(21) Appl. No.: **29/151,163**

(57) **CLAIM**

(22) Filed: **Nov. 15, 2001**

The ornamental design for a cordless electric rotary hand tool, as shown and described.

(51) **LOC (7) Cl.** ..... **08-05**

**DESCRIPTION**

(52) **U.S. Cl.** ..... **D8/61**

(58) **Field of Search** ..... D8/61, 62, 64;  
81/54, 57.11, 57.13, 57.14, 57.29, 57.42;  
173/168, 169, 170, 182, 213, 217; 310/47,  
50; 409/180, 181, 182; 320/114

FIG. 1 is a right front perspective view of the present new design for a cordless electric rotary hand tool;  
FIG. 2 is a right side view thereof;  
FIG. 3 is a left side view thereof;  
FIG. 4 is a top plan view thereof and which is identical to the bottom plan view thereof;  
FIG. 5 is a front elevational view thereof; and,  
FIG. 6 is an rear elevational view thereof.

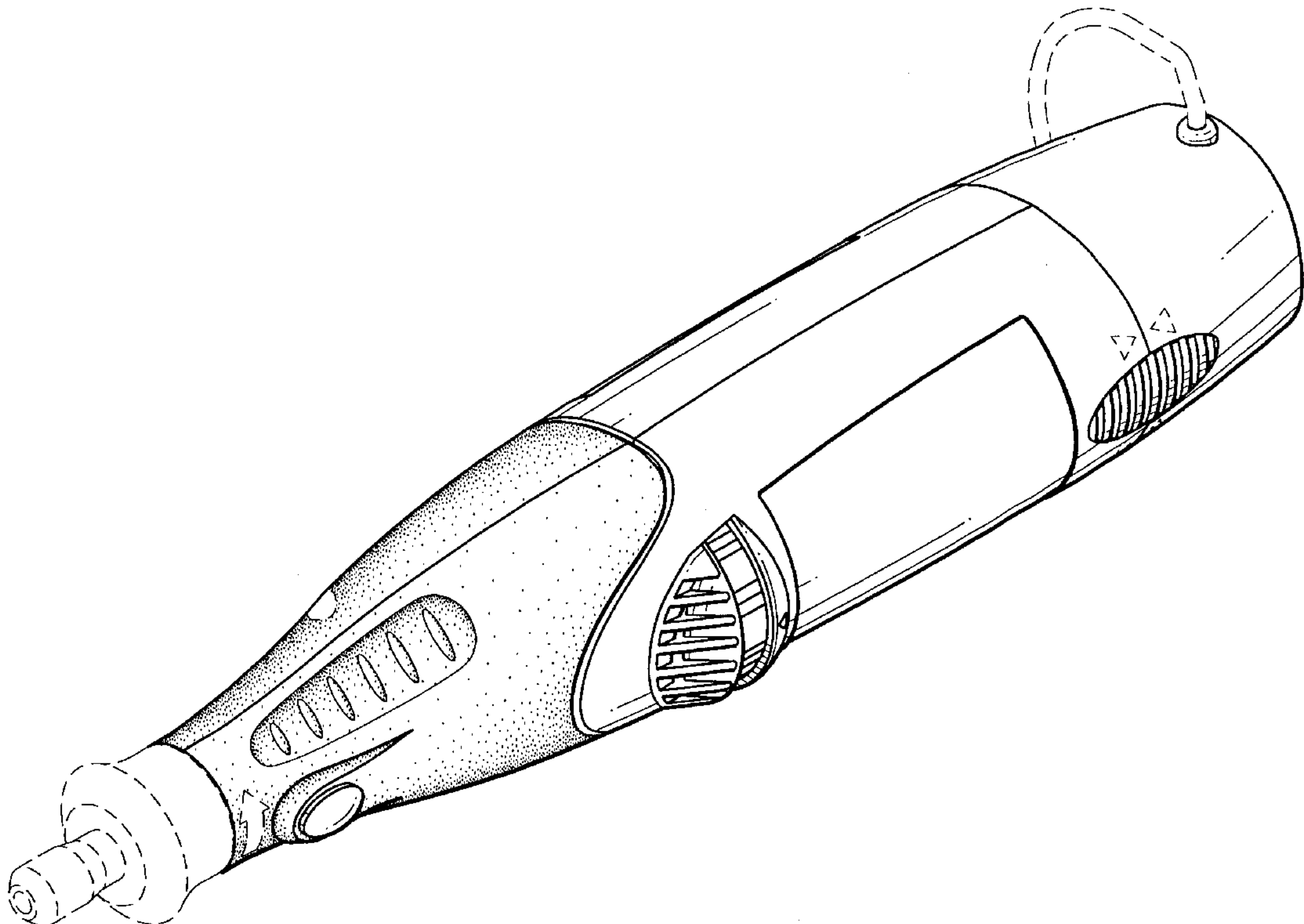
(56) **References Cited**

**U.S. PATENT DOCUMENTS**

4,866,319 A \* 9/1989 Crutchfield ..... 451/358  
5,298,821 A \* 3/1994 Michel ..... 310/50  
D427,038 S \* 6/2000 Lin ..... D8/61  
D427,040 S \* 6/2000 Heun ..... D8/61  
D427,870 S \* 7/2000 Heun ..... D8/61  
D437,758 S \* 2/2001 Heun ..... D8/61

The broken lines showing the hanger and chuck and other shapes are for illustrative purposes only and form no part of the claimed design.

**1 Claim, 5 Drawing Sheets**



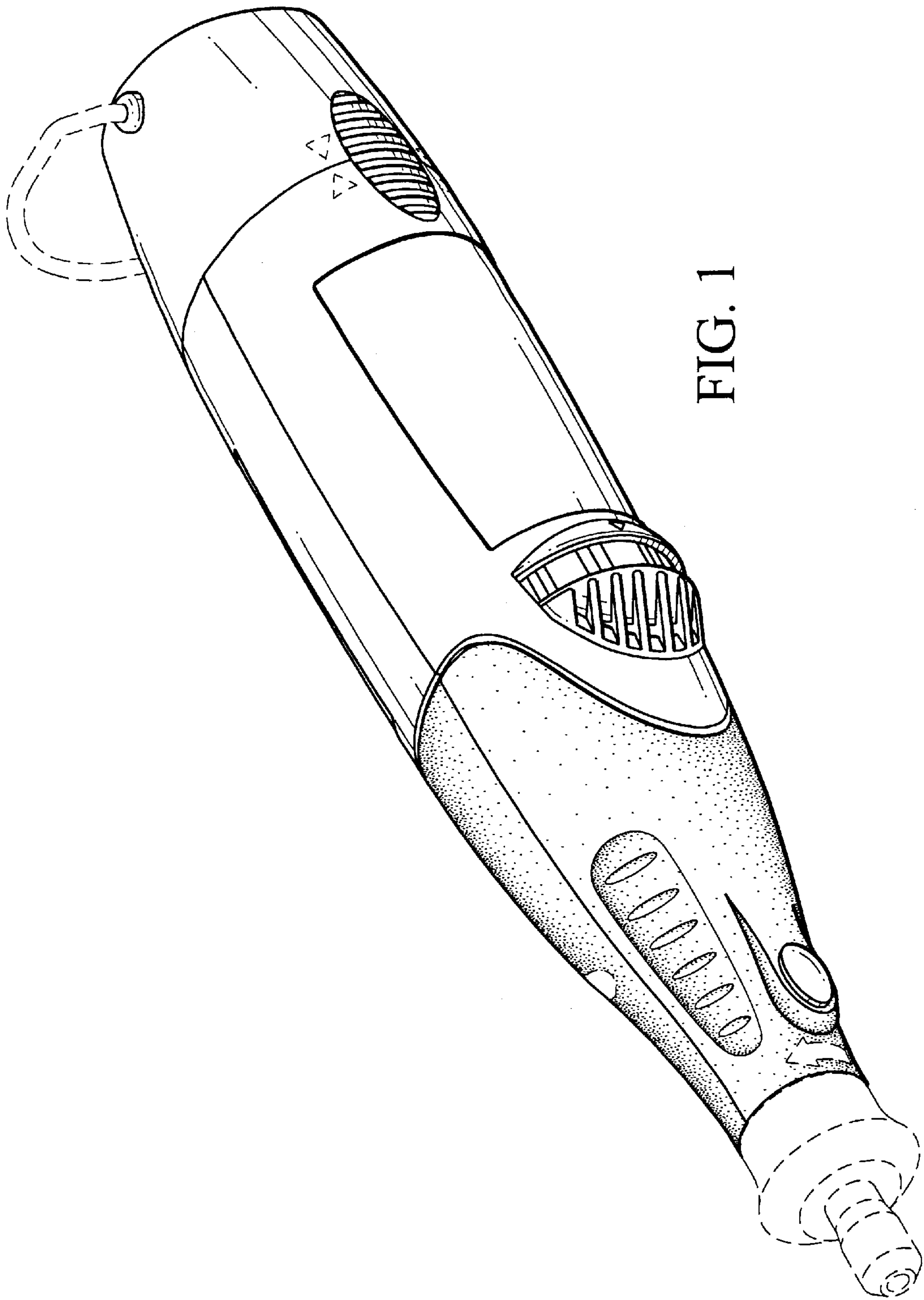


FIG. 1

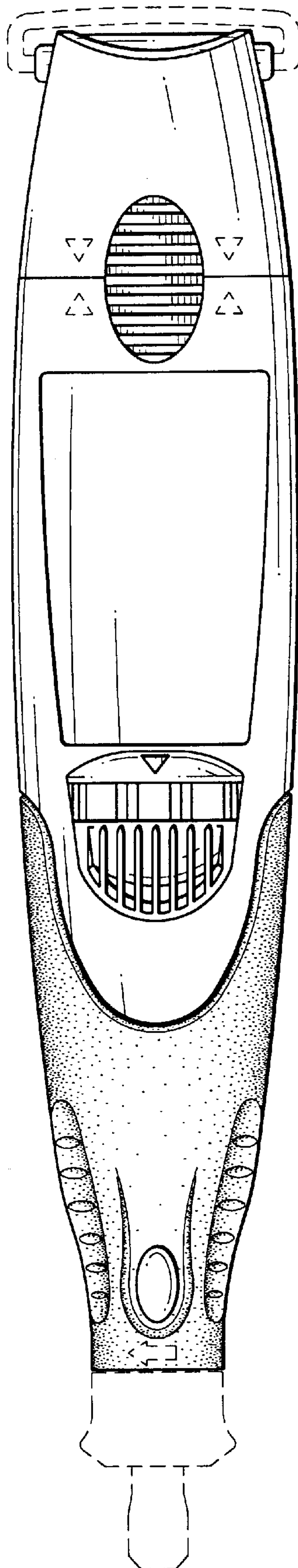


FIG. 2

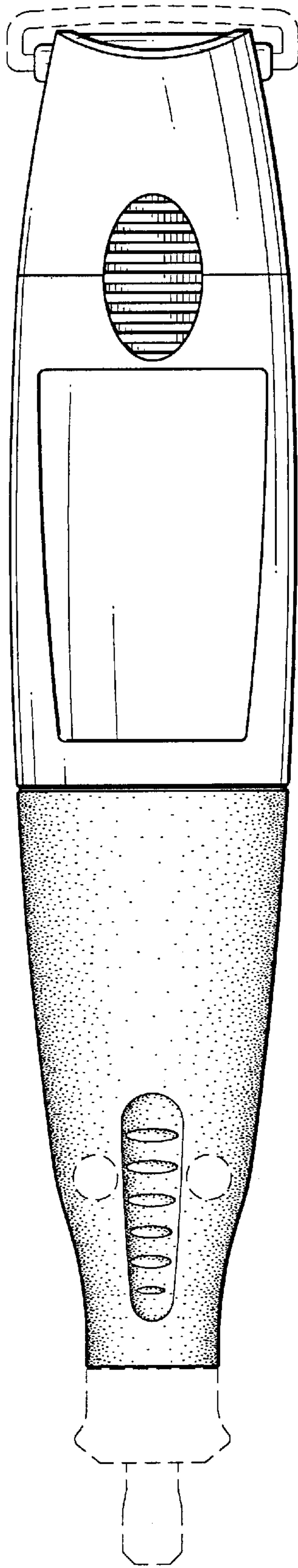


FIG. 3

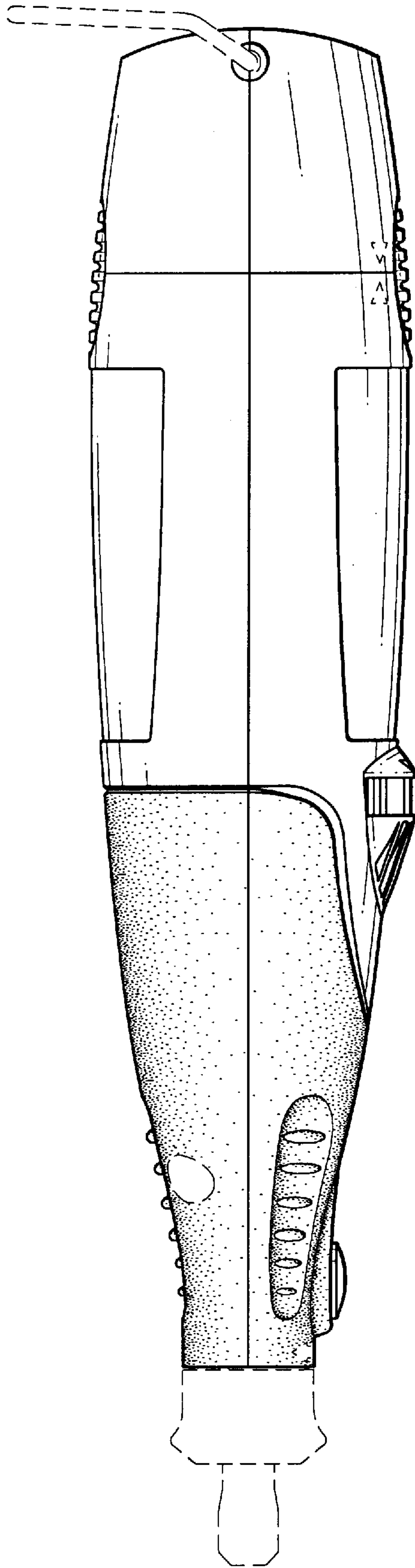


FIG. 4



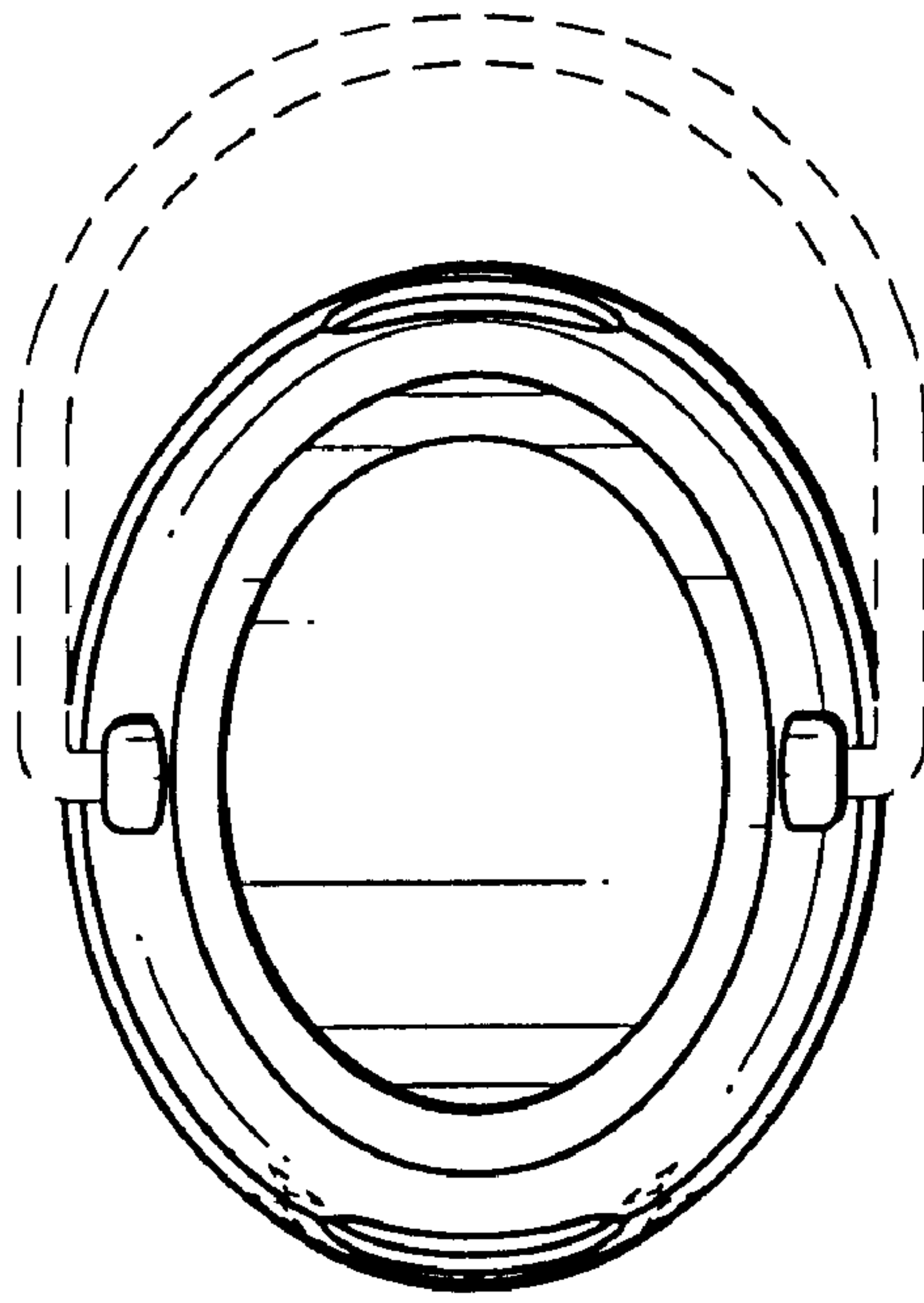


FIG. 6

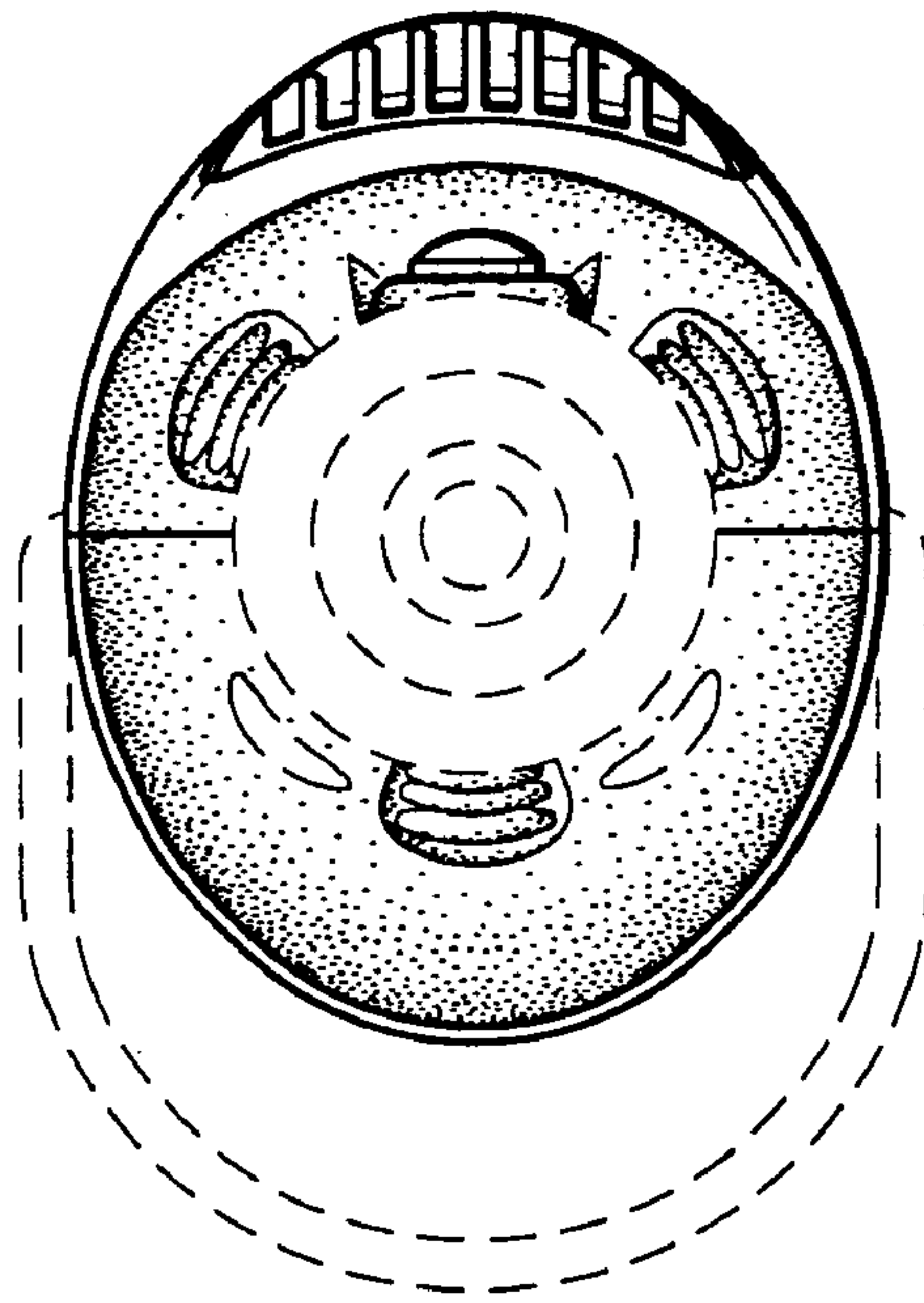


FIG. 5