



US00D469655S

(12) **United States Design Patent**
Ryan et al.

(10) **Patent No.:** **US D469,655 S**

(45) **Date of Patent:** **** Feb. 4, 2003**

(54) **FRY PAN**

(75) Inventors: **D. Richard Ryan**, Lake Zurich, IL (US); **Lorenzo Porcelli**, Ossining, NY (US)

(73) Assignee: **Parkersburg Road Corp.**, Lake Zurich, IL (US)

(**) Term: **14 Years**

(21) Appl. No.: **29/137,741**

(22) Filed: **Feb. 28, 2001**

(51) **LOC (7) Cl.** **07-02**

(52) **U.S. Cl.** **D7/361**

(58) **Field of Search** D7/323, 354-361; 220/573.1-573.5, 912

(56) **References Cited**

U.S. PATENT DOCUMENTS

D92,880 S	*	7/1934	Christman	D7/361
D218,345 S	*	8/1970	Aubecq	D7/361
D324,624 S	*	3/1992	Gerlach	D7/361

OTHER PUBLICATIONS

Tableware International Feb. 2001; p. 90; Pyrolux Ergonomic pan.*

* cited by examiner

Primary Examiner—Caron D. Veynar

(74) *Attorney, Agent, or Firm*—Seyfarth Shaw

(57) **CLAIM**

The ornamental design for a fry pan, as shown and described.

DESCRIPTION

FIG. 1 is a perspective view of the fry pan showing our new design;
FIG. 2 is a top plan view thereof;
FIG. 3 is a side elevational view of one side thereof, the other side being identical;
FIG. 4 is a front elevational view thereof;
FIG. 5 is a rear elevational view thereof;
FIG. 6 is a bottom plan view thereof; and,
FIG. 7 is a perspective view showing a second embodiment of our design. The only difference is the proportions.

1 Claim, 2 Drawing Sheets




FIG. 1




FIG. 2




FIG. 3




FIG.4

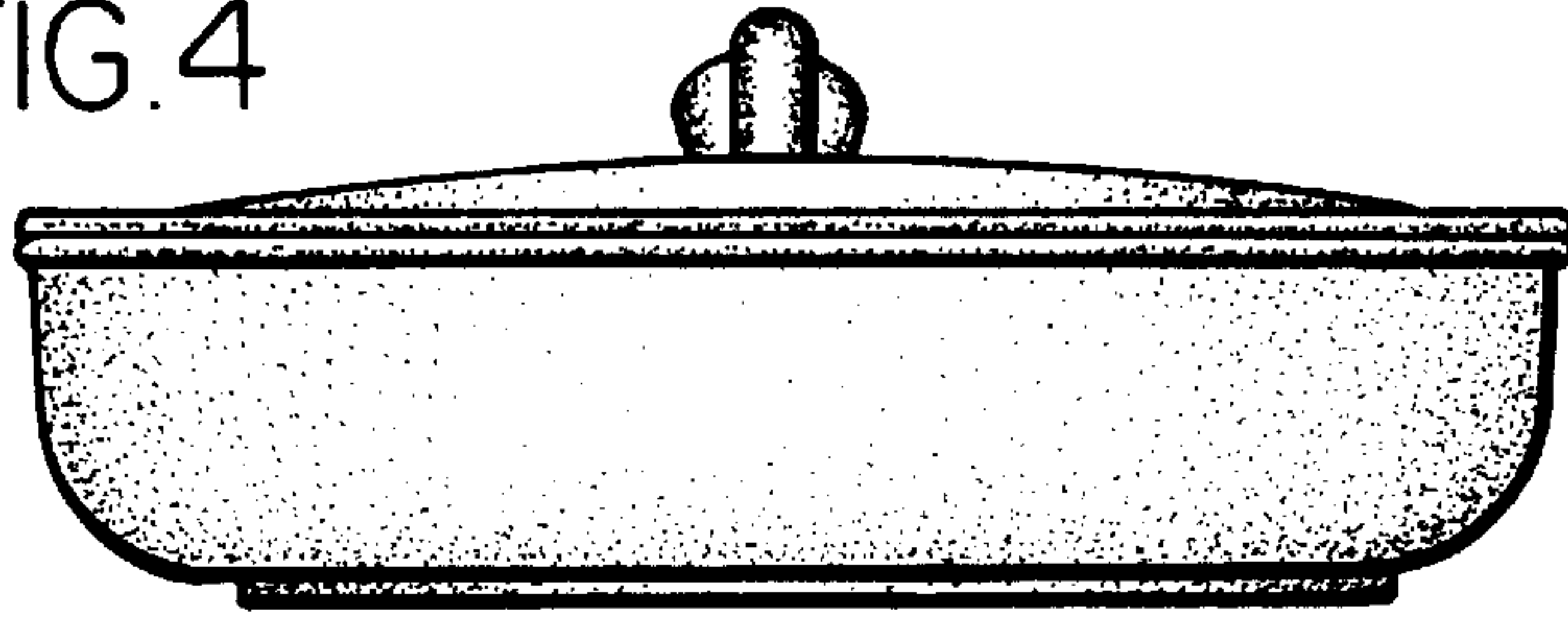


FIG.5




FIG.6

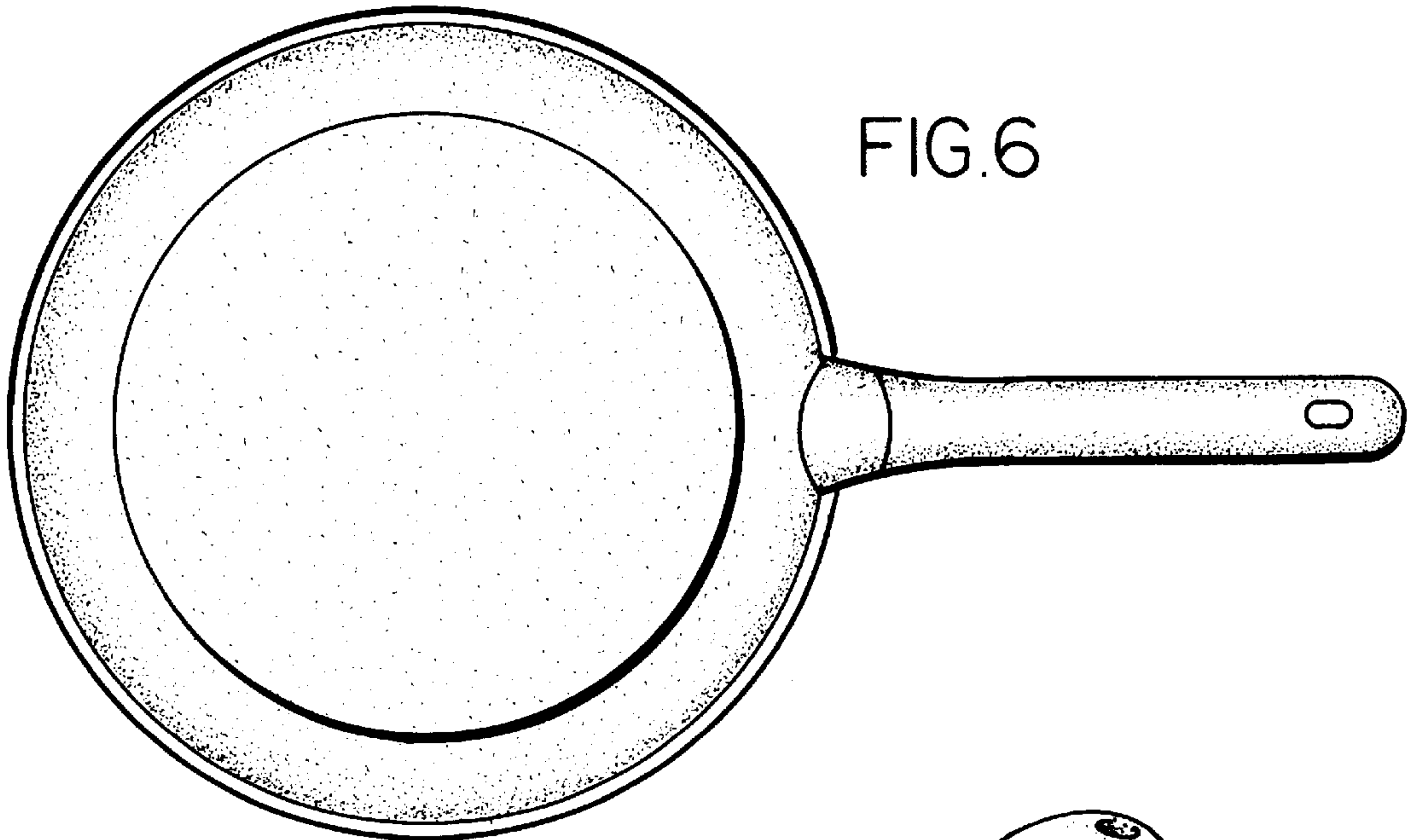


FIG.7

