



US00D469649S

(12) **United States Design Patent** (10) **Patent No.:** **US D469,649 S**
Kreuzer (45) **Date of Patent:** **** Feb. 4, 2003**

(54) **BOTTLE CAP TABLE COVER**

(76) Inventor: **Eric J. Kreuzer**, 4515 Bray Rd.,
Tampa, FL (US) 33634

(**) Term: **14 Years**

(21) Appl. No.: **29/148,644**

(22) Filed: **Sep. 27, 2001**

(51) **LOC (7) Cl.** **06-13**

(52) **U.S. Cl.** **D6/610**

(58) **Field of Search** D6/595, 596, 597,
D6/610, 612, 614, 617, 621; 108/23, 25,
26, 27, 90, 118, 150, 157.1, 157.18; 150/154,
158, 901; 248/94

(56) **References Cited**

U.S. PATENT DOCUMENTS

1,240,208	A	*	9/1917	Holtmeyer	108/90
2,218,395	A	*	10/1940	Hallbauer	108/23
3,368,601	A	*	2/1968	Gantert-Merz	D6/621
D280,259	S	*	8/1985	Scheurer et al.	D6/596
5,427,292	A	*	6/1995	Rousch	108/25 X
5,600,911	A	*	2/1997	Lucci	108/25 X
D410,355	S	*	6/1999	Quinn	D6/597 X

* cited by examiner

Primary Examiner—Louis S. Zarfaz
Assistant Examiner—Monica A. Weingart
(74) *Attorney, Agent, or Firm*—Larson & Larson, P.A.;
James E. Larson

(57) **CLAIM**

The ornamental design for a bottle cap table cover, as shown and described.

DESCRIPTION

FIG. 1 is a front elevational view of a bottle cap table cover showing my novel design;
FIG. 2 is a rear elevational view thereof;
FIG. 3 is a left side view thereof;
FIG. 4 is a right side view thereof;
FIG. 5 is a top plan view thereof;
FIG. 6 is a bottom plan view thereof;
FIG. 7 is a top perspective view of the bottle cap table cover of the present invention; and,
FIG. 8 is a bottom perspective view of the bottle cap table cover of the present invention.
The broken lines shown in FIG. 7 are for illustrative purposes only and form no part of the overall claimed design.

1 Claim, 3 Drawing Sheets

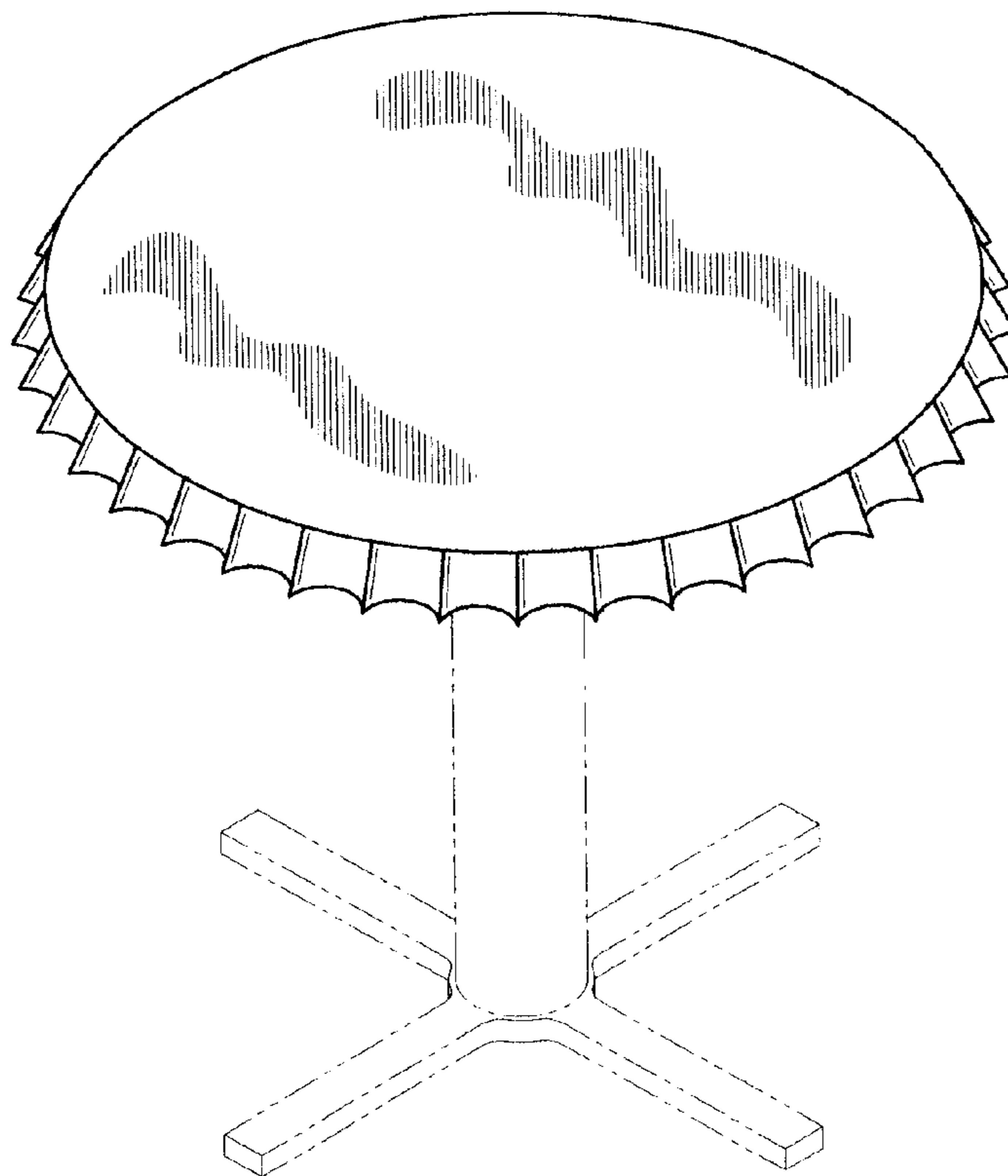




FIG. 1

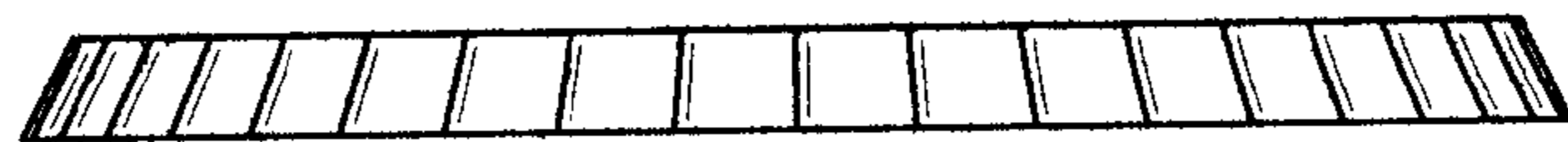


FIG. 2



FIG. 3

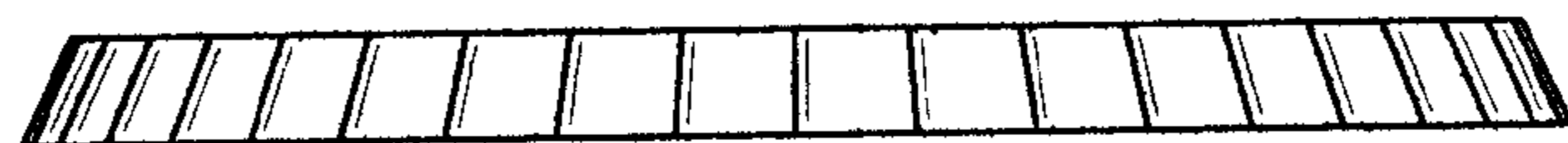


FIG. 4




FIG. 5




FIG. 6

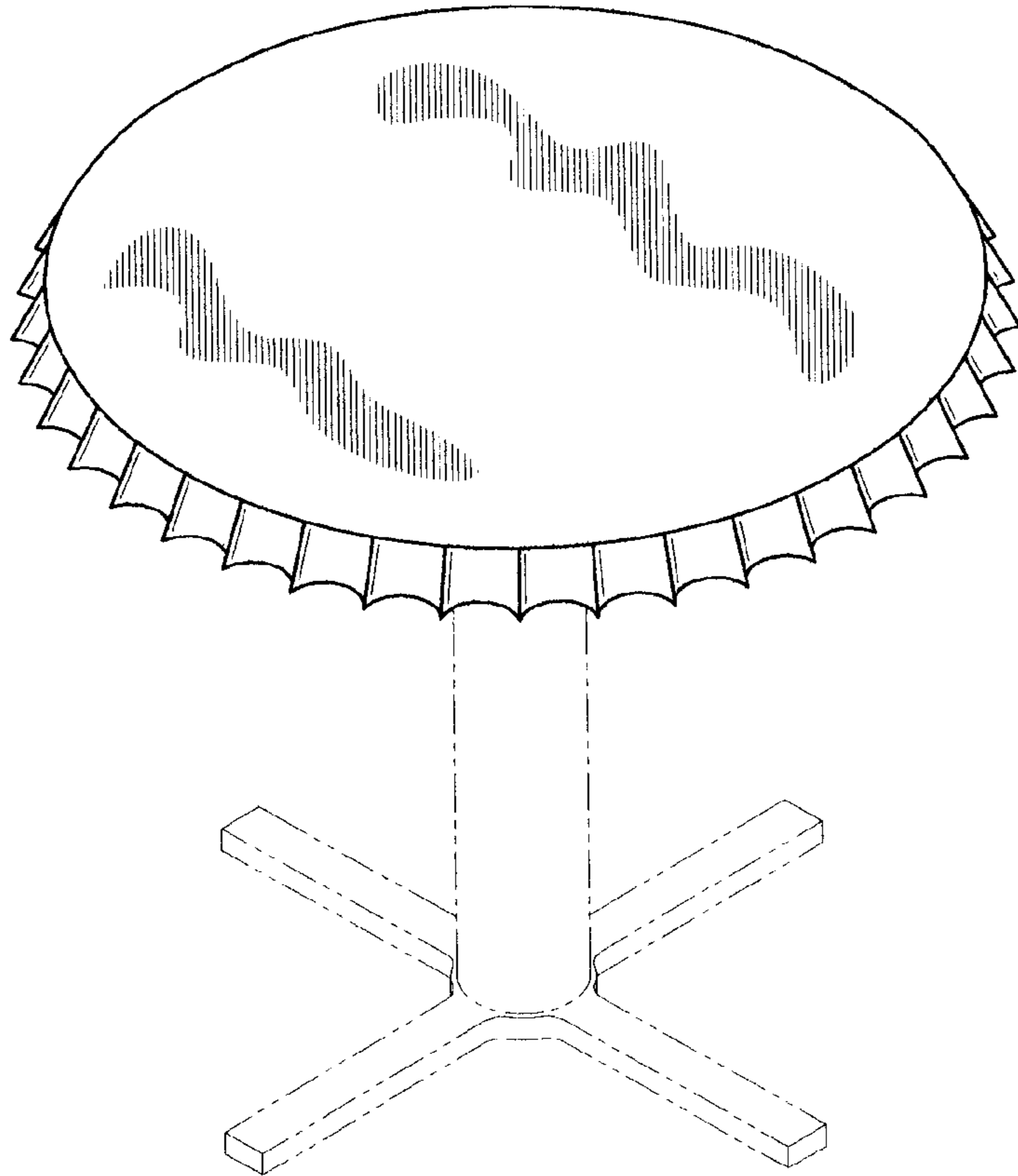


FIG. 7

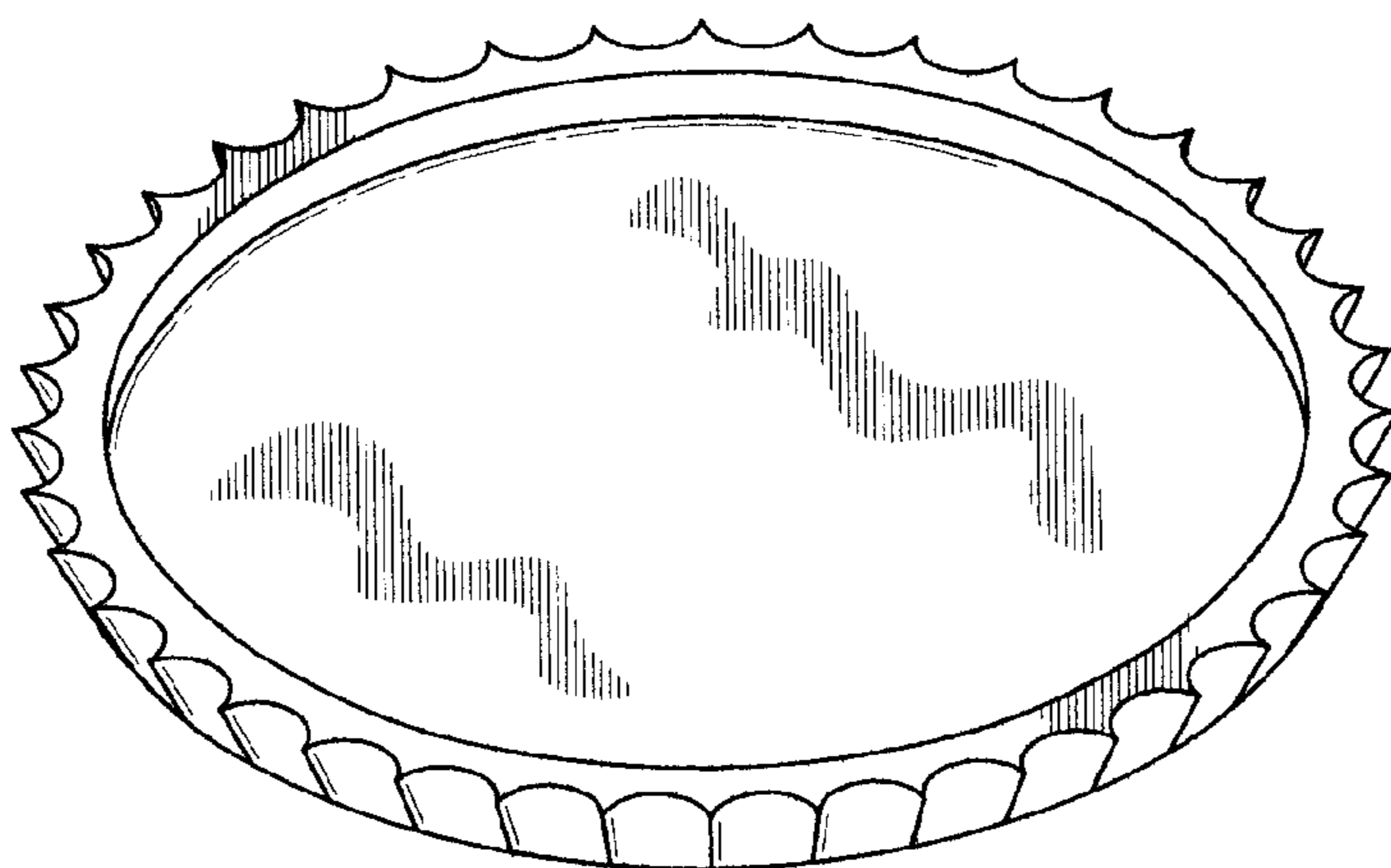


FIG. 8