



US00D469648S

(12) **United States Design Patent**
Meldeau

(10) **Patent No.:** **US D469,648 S**

(45) **Date of Patent:** **** Feb. 4, 2003**

(54) **LUMBAR SUPPORT**

(76) **Inventor:** **William Brent Meldeau**, 18685 Main St., Suite 434, Huntington Beach, CA (US) 92648

(**) **Term:** **14 Years**

(21) **Appl. No.:** **29/147,405**

(22) **Filed:** **Aug. 28, 2001**

(51) **LOC (7) Cl.** **06-09**

(52) **U.S. Cl.** **D6/601; D21/687**

(58) **Field of Search** D6/356, 595, 596, D6/597, 598, 601, 604, 611, 612; 5/630, 632, 633, 636, 637, 638, 640, 644, 652, 652.1, 653, 654, 655, 655.3, 655.4, 655.5, 655.9, 656, 657.5, 907, 945; 224/153, 155, 584, 907; 297/129, 180.11, 188.2, 188.12, 195.1, 199, 219.1, 225, 228.1, 229, 452.41; D21/686, 687, 690; 482/140, 142

(56) **References Cited**

U.S. PATENT DOCUMENTS

2,612,645	A	*	10/1952	Boland	5/644
D233,200	S	*	10/1974	Madl	D6/596
D247,149	S	*	2/1978	Woog	D6/596
4,210,322	A	*	7/1980	Pritchard	482/142
D288,632	S	*	3/1987	Grimsrud	D6/596

D317,840	S	*	7/1991	Jagdat	D6/601
D341,980	S	*	12/1993	Barker	D6/596
5,317,773	A	*	6/1994	Graebe	5/653
D356,156	S	*	3/1995	Boland	D6/596
5,474,513	A	*	12/1995	Carlesimo et al.	482/140
5,647,829	A	*	7/1997	Rivas	482/140
5,722,923	A	*	3/1998	Lui	482/140
D405,854	S	*	2/1999	Grant	D21/687
D410,744	S	*	6/1999	Banister	D24/183

* cited by examiner

Primary Examiner—Doris V. Coles
Assistant Examiner—T. Chase Nelson
(74) *Attorney, Agent, or Firm*—James G. O'Neill

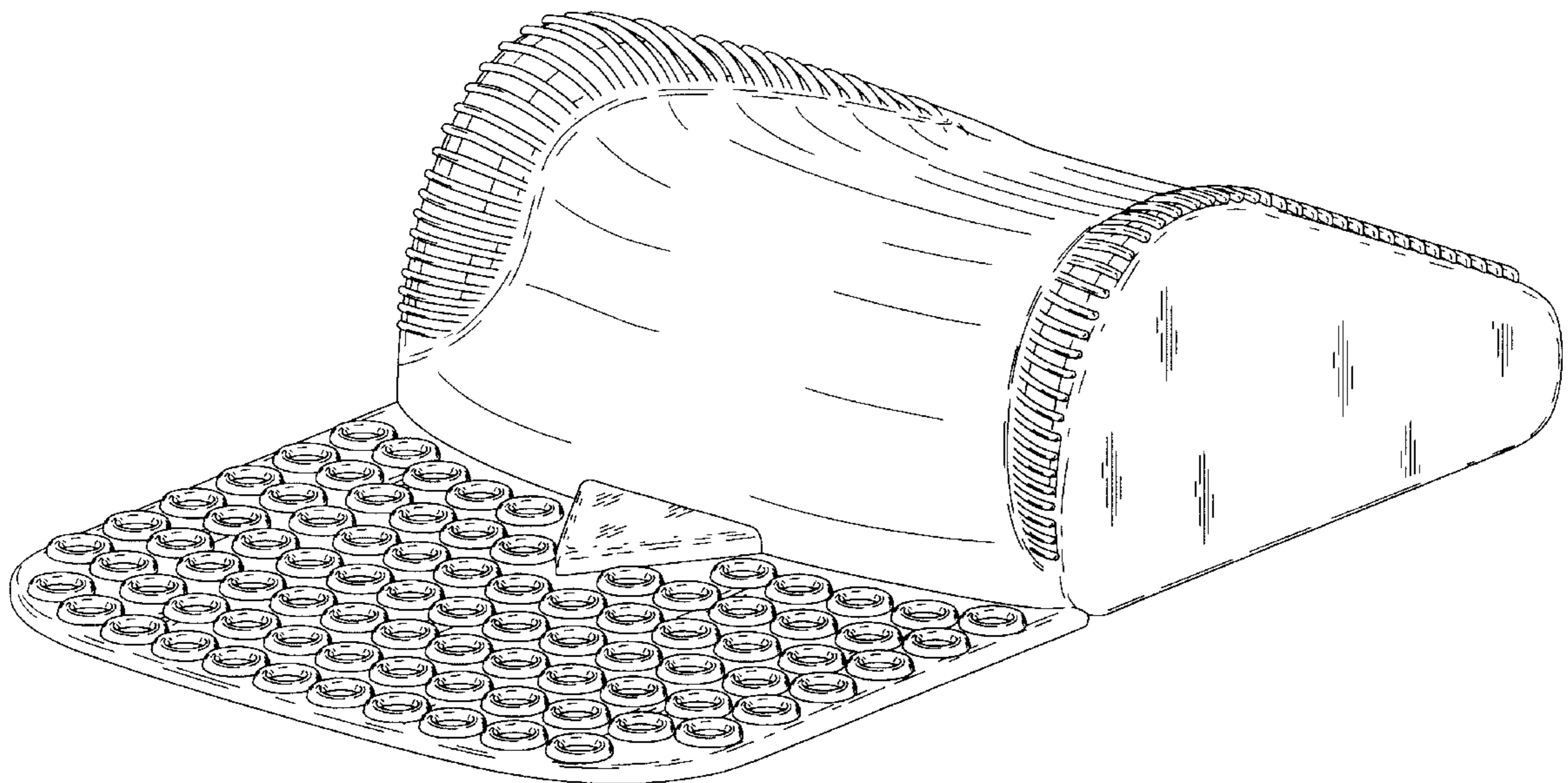
(57) **CLAIM**

The ornamental design for a lumbar support, as shown and described.

DESCRIPTION

FIG. 1 is a front perspective view showing my new design; FIG. 2 is a front elevational view thereof; FIG. 3 is a rear elevational view thereof; FIG. 4 is a first side elevational view thereof, the other side being a mirror image; FIG. 5 is a top plan view thereof; and, FIG. 6 is a bottom plan view thereof.

1 Claim, 5 Drawing Sheets



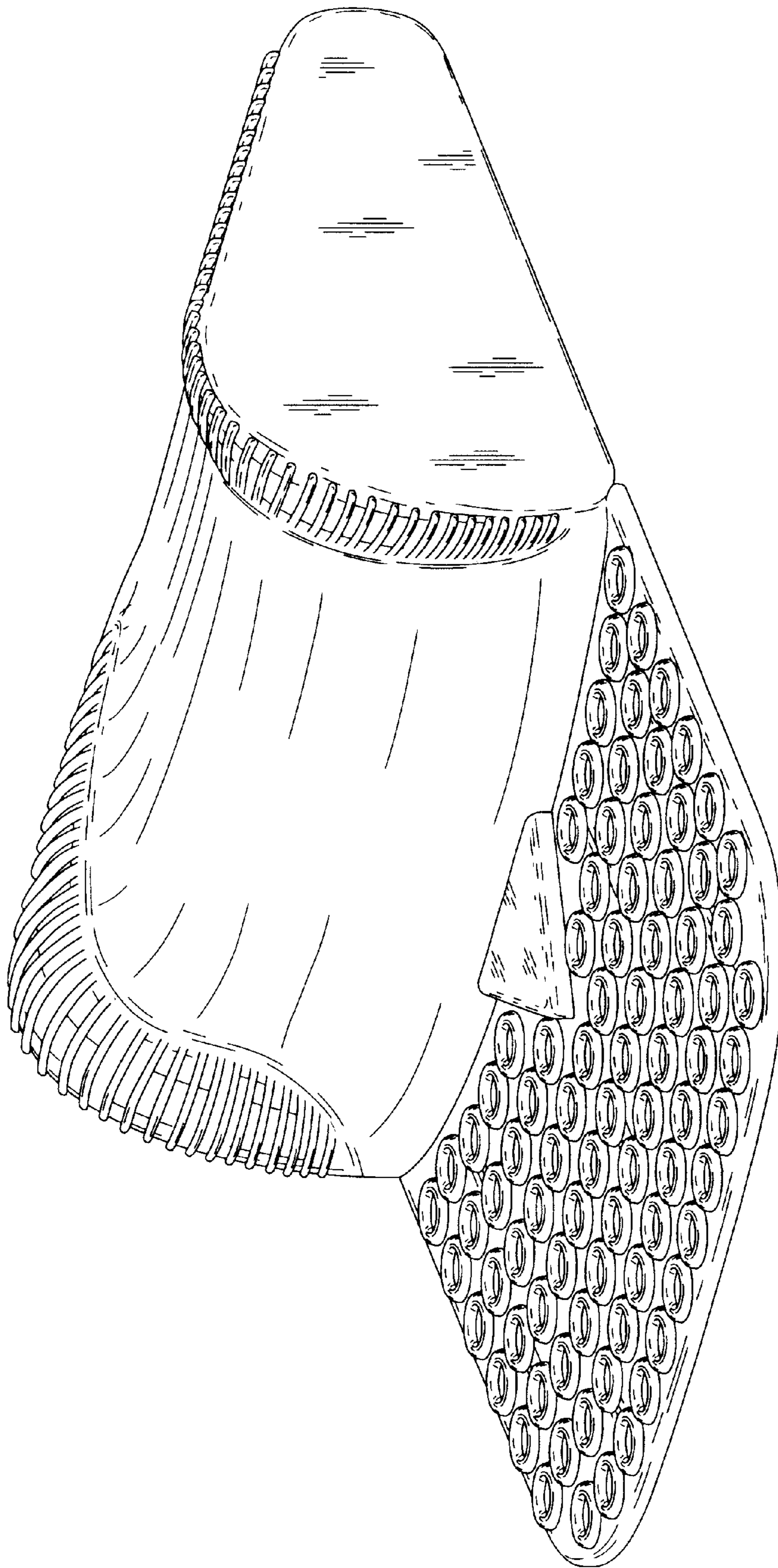


Fig. 1

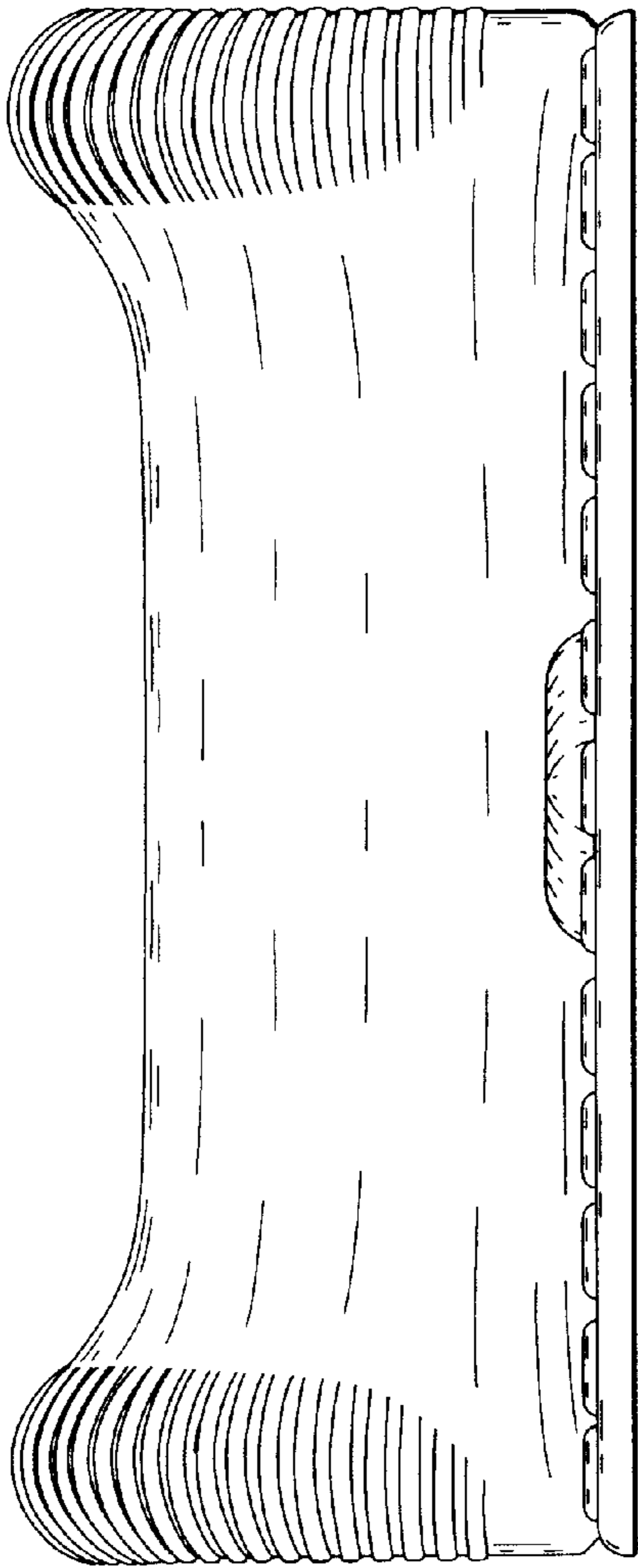


Fig. 2




Fig. 3

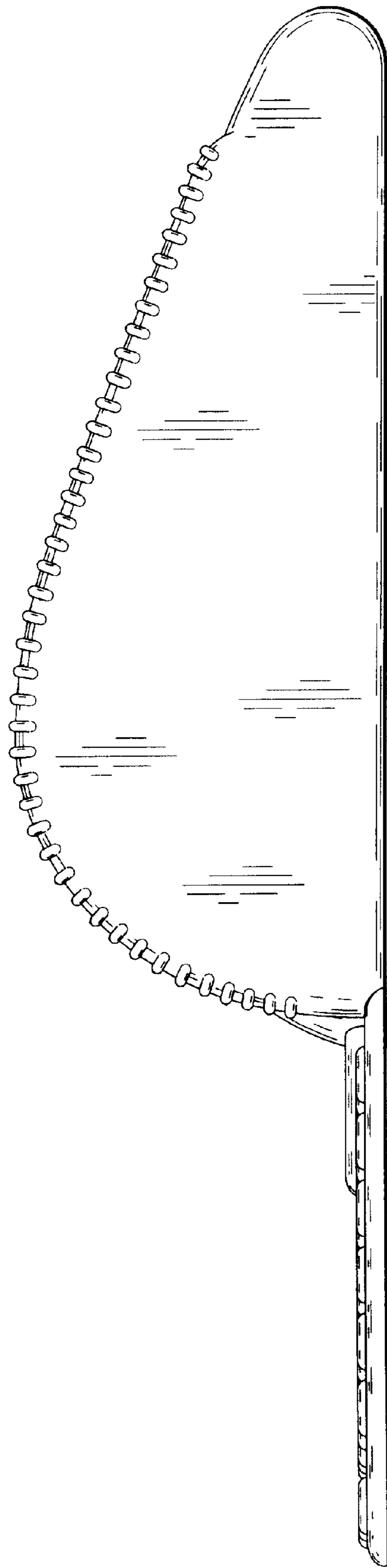


Fig. 4

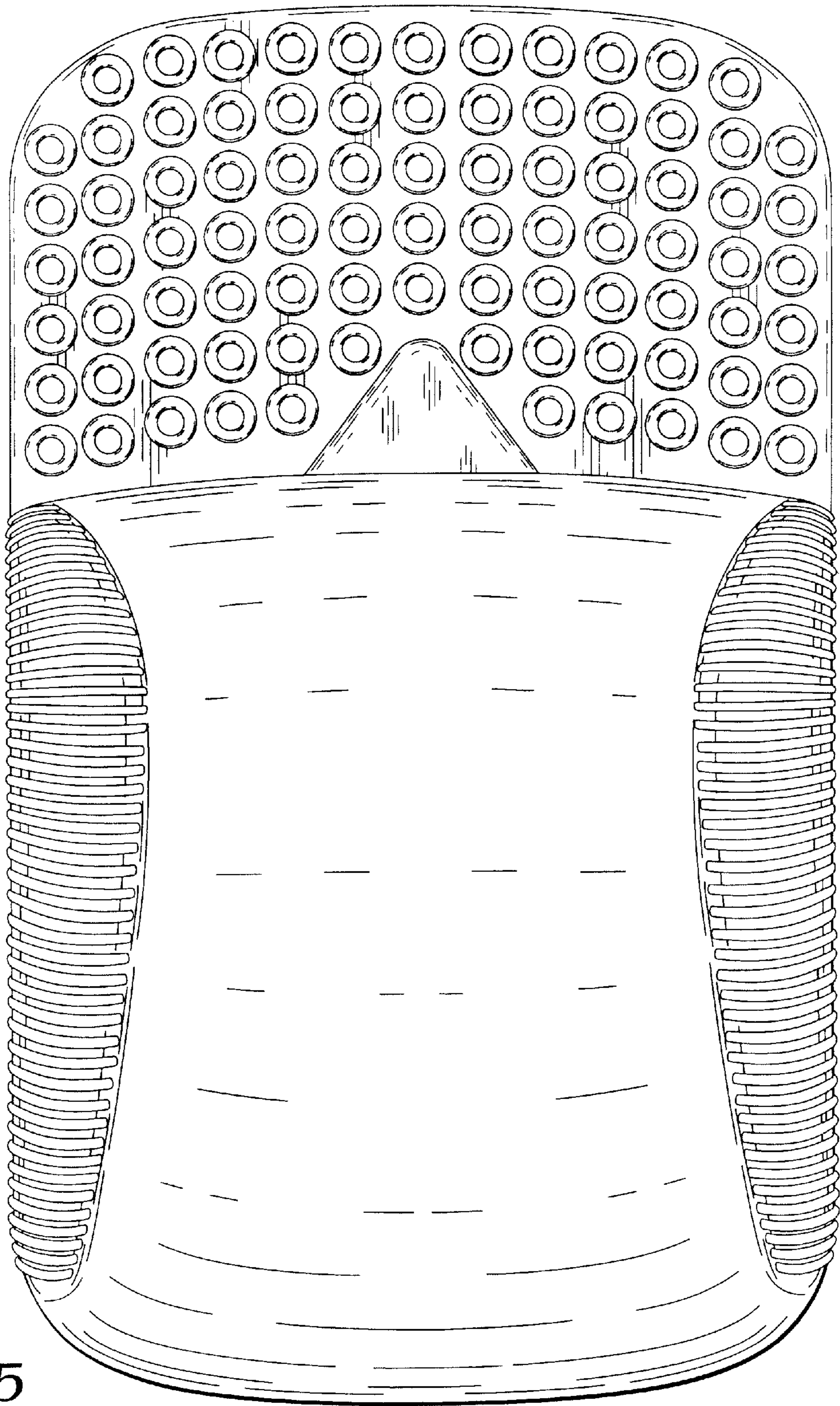


Fig. 5




Fig. 6