



US00D469641S

(12) **United States Design Patent**  
**Herron, Jr. et al.**

(10) **Patent No.: US D469,641 S**

(45) **Date of Patent: \*\* Feb. 4, 2003**

(54) **CONNECTOR PIECE**

(76) Inventors: **Warren Liddell Herron, Jr.**, 404 N. Sunset Blvd., Gulf Breeze, FL (US) 32561; **Warren Liddell Herron, III**, 404 N. Sunset Blvd., Gulf Breeze, FL (US) 32561

(\*\*) Term: **14 Years**

(21) Appl. No.: **29/158,004**

(22) Filed: **Mar. 26, 2002**

3,502,293 A	*	3/1970	Bard	.....	248/243
3,614,044 A	*	10/1971	Bard	.....	248/250 X
D258,194 S	*	2/1981	Stanley	.....	D8/354
D272,886 S	*	3/1984	Holcombe	.....	D8/381 X
D317,687 S	*	6/1991	Fabius et al.	.....	D6/429
5,253,835 A	*	10/1993	Herron, III	.....	248/250 X
D370,080 S	*	5/1996	Stultz	.....	D26/140
D381,338 S	*	7/1997	Johansson	.....	D8/349 X
D393,416 S	*	4/1998	Tisbo	.....	D8/381
5,803,146 A	*	9/1998	Boon	.....	160/135
D402,185 S	*	12/1998	Heiligenstein et al.	.....	D8/349
D422,885 S	*	4/2000	Marino et al.	.....	D8/354
6,196,141 B1	*	3/2001	Herron, III et al.	.....	108/108

\* cited by examiner

**Related U.S. Application Data**

(62) Division of application No. 29/146,173, filed on Aug. 6, 2001.

(51) **LOC (7) Cl.** ..... **06-06**

(52) **U.S. Cl.** ..... **D6/492; D6/509; D6/511**

(58) **Field of Search** ..... D6/332, 396, 397, D6/409-418, 499, 454, 477-479, 421, 426, 429, 491, 492, 495, 496, 509, 511; D8/349, 381, 382, 383, 394; 108/29, 147.11, 158.11, 158.12, 158.13; 211/187, 207, 208; 248/207, 218.4, 227.3, 235, 250, 239

(56) **References Cited**

**U.S. PATENT DOCUMENTS**

1,044,886 A \* 11/1912 Hines et al. .... D8/373

*Primary Examiner*—Cathron C. Brooks



(57) **CLAIM**

We claim the ornamental design for a connector piece, as shown in the drawings.

**DESCRIPTION**

FIG. 1 is a front view of connector piece.  
FIG. 2 is a side view of connector piece; and,  
FIG. 3 is a top and a bottom view of connector piece.

**1 Claim, 1 Drawing Sheet**






Fig. 1




Fig. 2




Fig. 3