



US00D469632S

(12) **United States Design Patent**
Stanton

(10) **Patent No.:** **US D469,632 S**

(45) **Date of Patent:** **** Feb. 4, 2003**

(54) **DISPLAY CABINET**

(75) **Inventor:** **Shawn Christopher Stanton**, High Point, NC (US)

(73) **Assignee:** **Thomasville Furniture Industries, Inc.**, Thomasville, NC (US)

(**) **Term:** **14 Years**

(21) **Appl. No.:** **29/156,210**

(22) **Filed:** **Feb. 25, 2002**

(51) **LOC (7) Cl.** **06-04**

(52) **U.S. Cl.** **D6/470; D6/438; D6/441**

(58) **Field of Search** **D6/432-448, 470; 312/204, 224, 237, 278, 279, 114**

(56) **References Cited**

U.S. PATENT DOCUMENTS

D371,256 S	*	7/1996	Paus	D6/438
D374,136 S		10/1996	Walters, III et al.	D6/436
D430,751 S		9/2000	Cain	D6/436
D455,297 S	*	4/2002	Vaaler	D6/470
D461,655 S	*	8/2002	Stanton	D6/470

OTHER PUBLICATIONS

Furniture By Harrods, Schiffer Publishing, p. 147, 1989.*
China, American Oak Collection brochure, Thomasville Furniture Industries, Inc., p. 9, 1995.

China, Elyseé Collection brochure, Thomasville Furniture Industries, Inc., p. 12, 1999.

China, American Expressions Collection leaflet, Thomasville Furniture Industries, Inc., 2001.

* cited by examiner

Primary Examiner—Cathron C. Brooks

(74) *Attorney, Agent, or Firm*—Womble Carlyle Sandridge & Rice, PLLC

(57) **CLAIM**

The ornamental design for a display cabinet, as shown and described.

DESCRIPTION


FIG. 1 is a left front perspective view of a display cabinet showing my new design;

FIG. 2 is a side elevational view, the opposite side being a mirror image thereof; and,

FIG. 3 is a front elevational view thereof.

The views of the display cabinet not shown form no part of the claimed design. The dashed lines represent environmental elements only and form no part of the claimed design.

1 Claim, 3 Drawing Sheets






FIG. 1

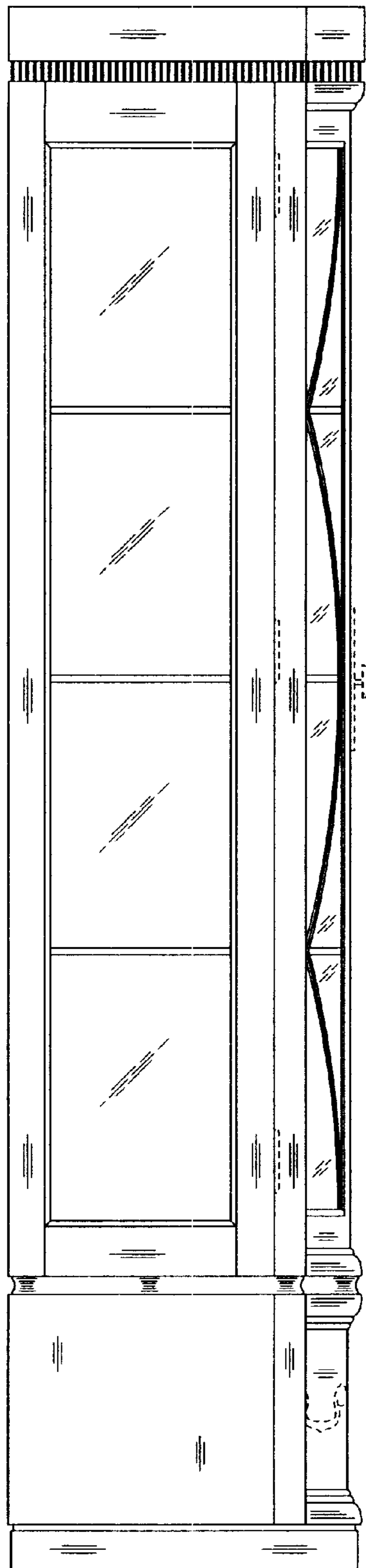


FIG. 2

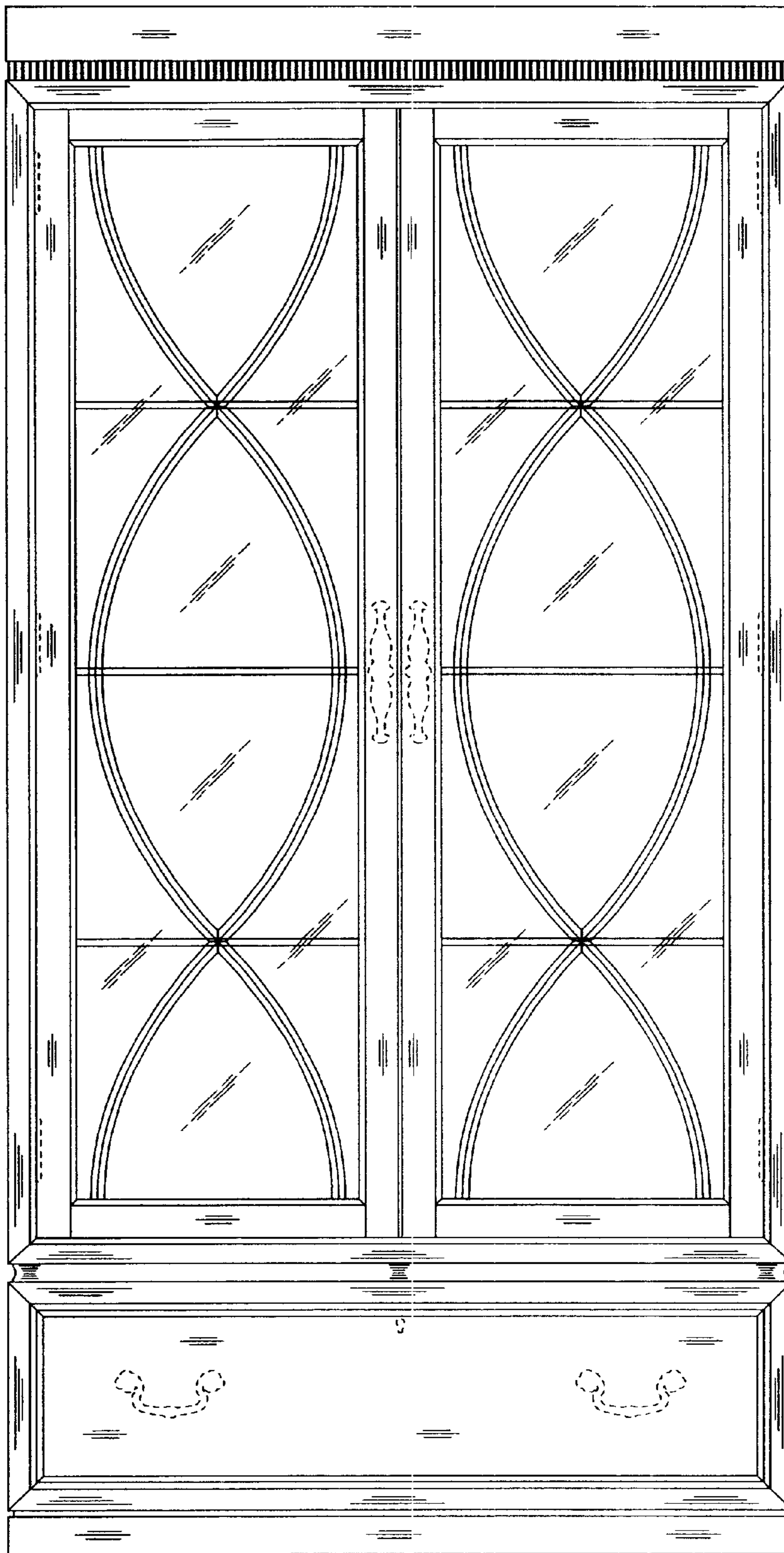


FIG. 3