



US00D469619S

(12) **United States Design Patent**  
**Stewart**

(10) **Patent No.:** **US D469,619 S**

(45) **Date of Patent:** **\*\* Feb. 4, 2003**

(54) **SEAT**  
(75) **Inventor:** **Kipp Stewart, Carmel, CA (US)**  
(73) **Assignee:** **Landscape Forms, Inc., Kalamazoo, MI (US)**  
(\*\*) **Term:** **14 Years**

D337,001 S	*	7/1993	Grosfillex	.....	D6/379
D338,115 S	*	8/1993	Grosfillex	.....	D6/370
D344,200 S	*	2/1994	Schwartz	.....	D6/500
D354,405 S	*	1/1995	Greene	.....	D6/370
D381,536 S	*	7/1997	Kane	.....	D6/500
D412,622 S	*	8/1999	DeJule	.....	D6/371
D439,068 S	*	3/2001	Vanderbyl	.....	D6/379
D440,422 S	*	4/2001	DeJule	.....	D6/371

(21) **Appl. No.:** **29/149,393**  
(22) **Filed:** **Oct. 9, 2001**  
(51) **LOC (7) Cl.** ..... **06-01**  
(52) **U.S. Cl.** ..... **D6/370**  
(58) **Field of Search** ..... D6/334, 335, 370,  
D6/371, 373, 374, 375, 376, 379, 380,  
381, 500-502; 297/232, 248, 452.12, 452.18,  
452.19, 452.2, 452.63, 411.2

\* cited by examiner

*Primary Examiner*—Doris V. Coles  
(74) *Attorney, Agent, or Firm*—Heslin Rothenberg Farley & Mesiti P.C.

(56) **References Cited**  
**U.S. PATENT DOCUMENTS**


3,511,536 A	*	5/1970	Suzuki	.....	297/452.63
D249,413 S	*	9/1978	Frank	.....	D6/371
D263,353 S	*	3/1982	Beals	.....	D6/370
D323,249 S	*	1/1992	Schwartz	.....	D6/370
D331,518 S	*	12/1992	Grosfillex	.....	D6/381

(57) **CLAIM**  
The ornamental design for a seat, as shown and described.

**DESCRIPTION**

FIG. 1 is an isometric view of the seat of my design;  
FIG. 2 is a top plan view thereof;  
FIG. 3 is a front elevational view thereof;  
FIG. 4 is a back elevational view thereof;  
FIG. 5 is a left side elevational view thereof; and,  
FIG. 6 is a right side elevational view thereof.

**1 Claim, 4 Drawing Sheets**



*FIG. 1*




FIG. 2

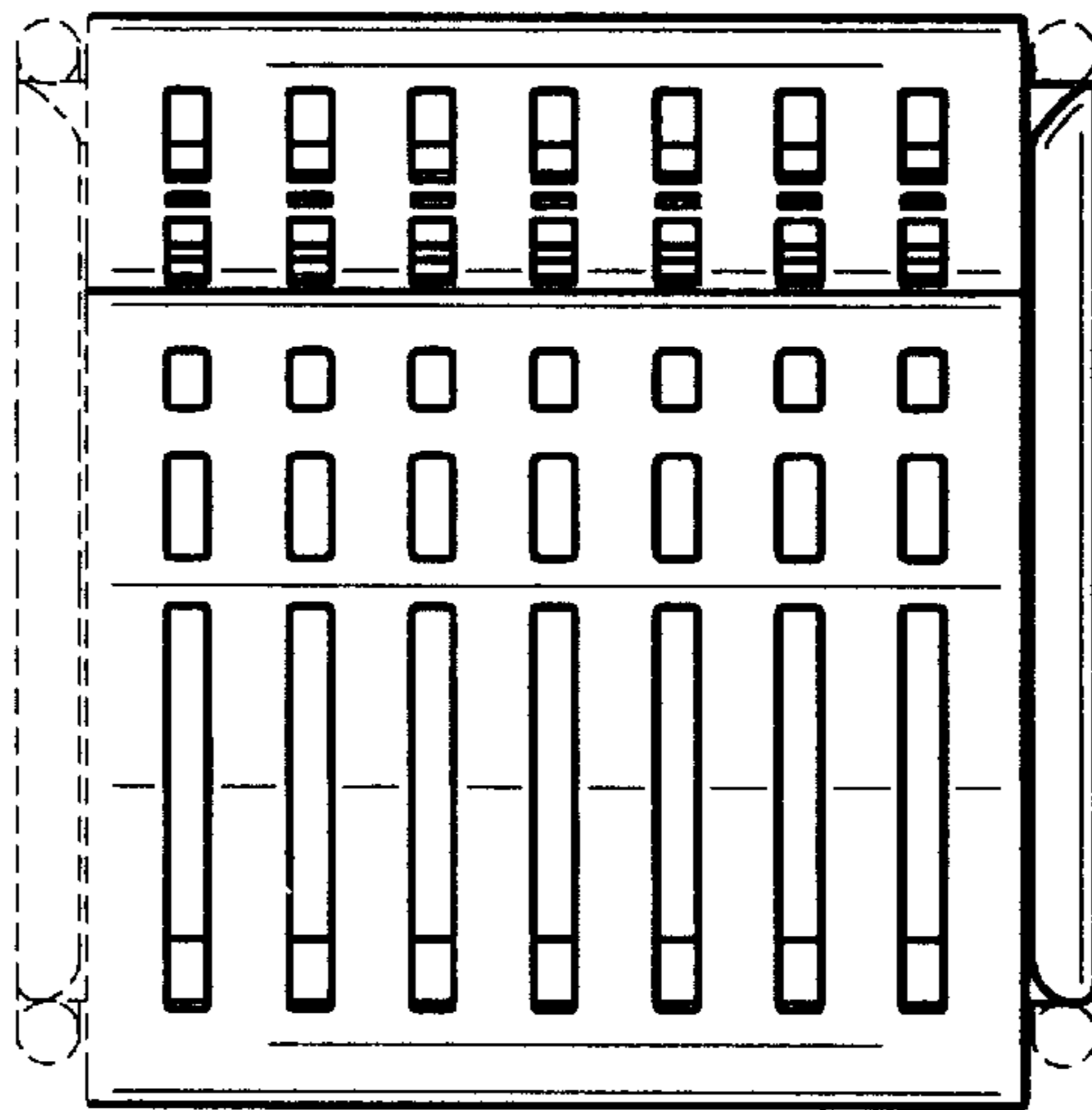
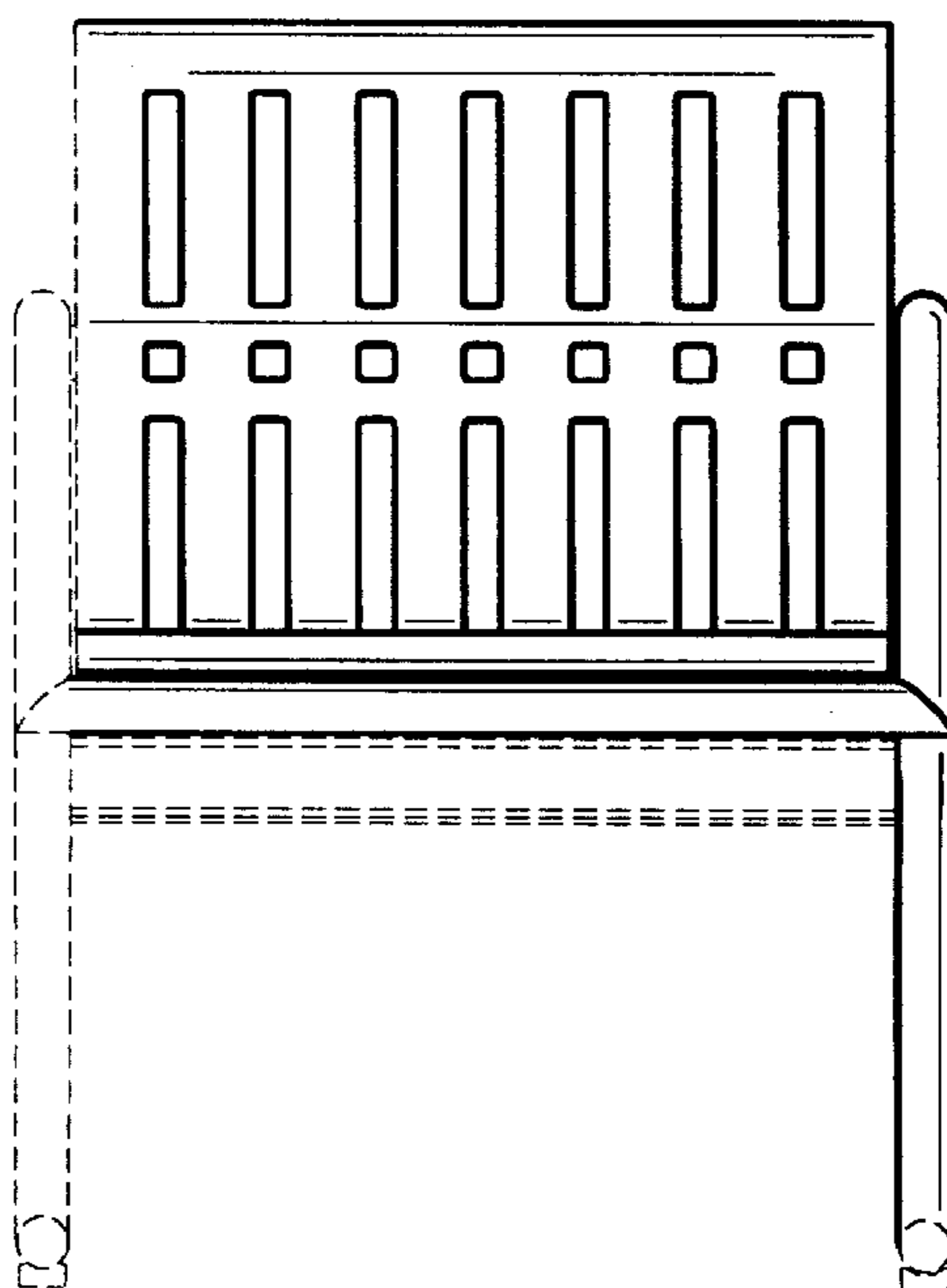
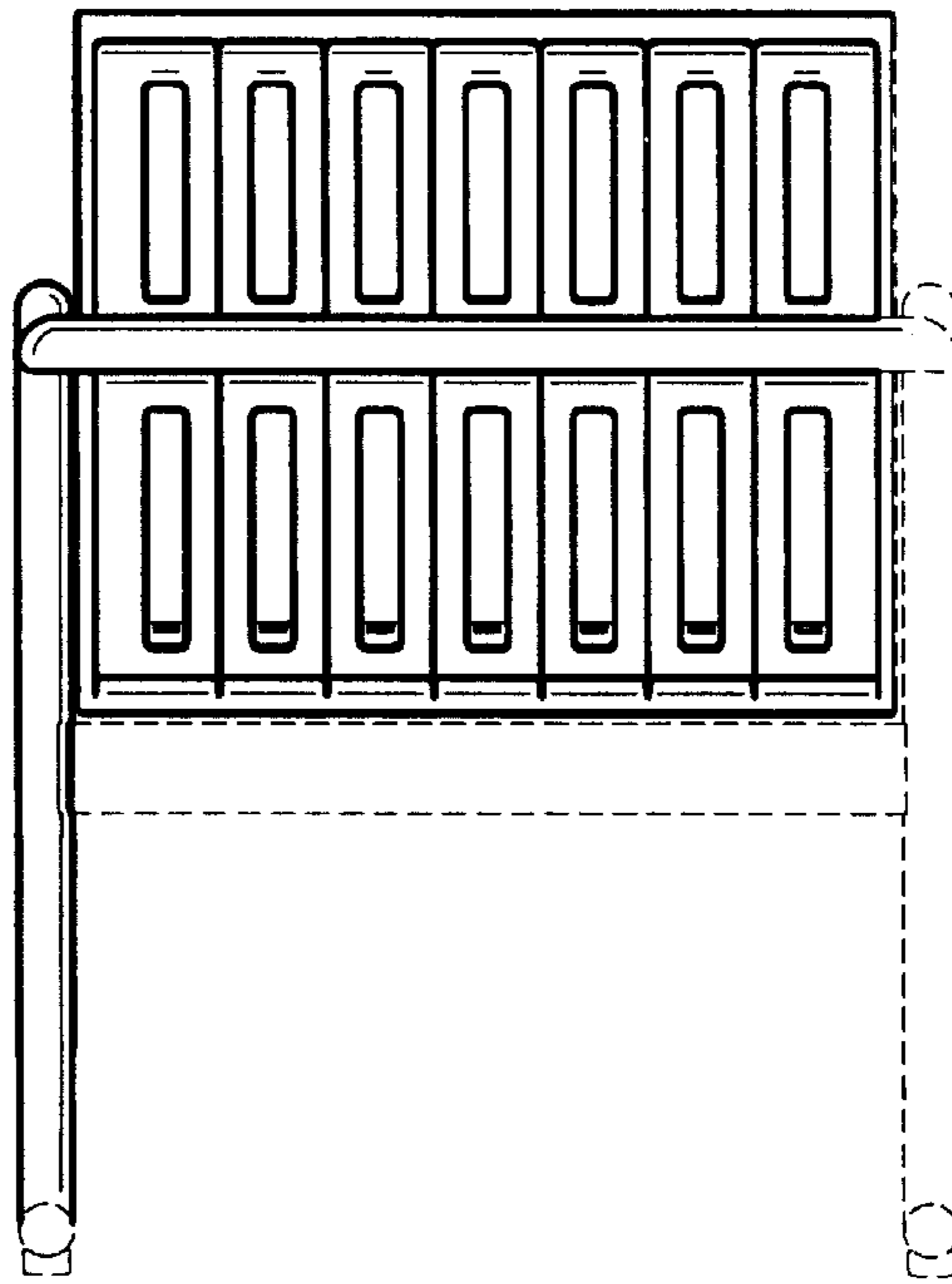


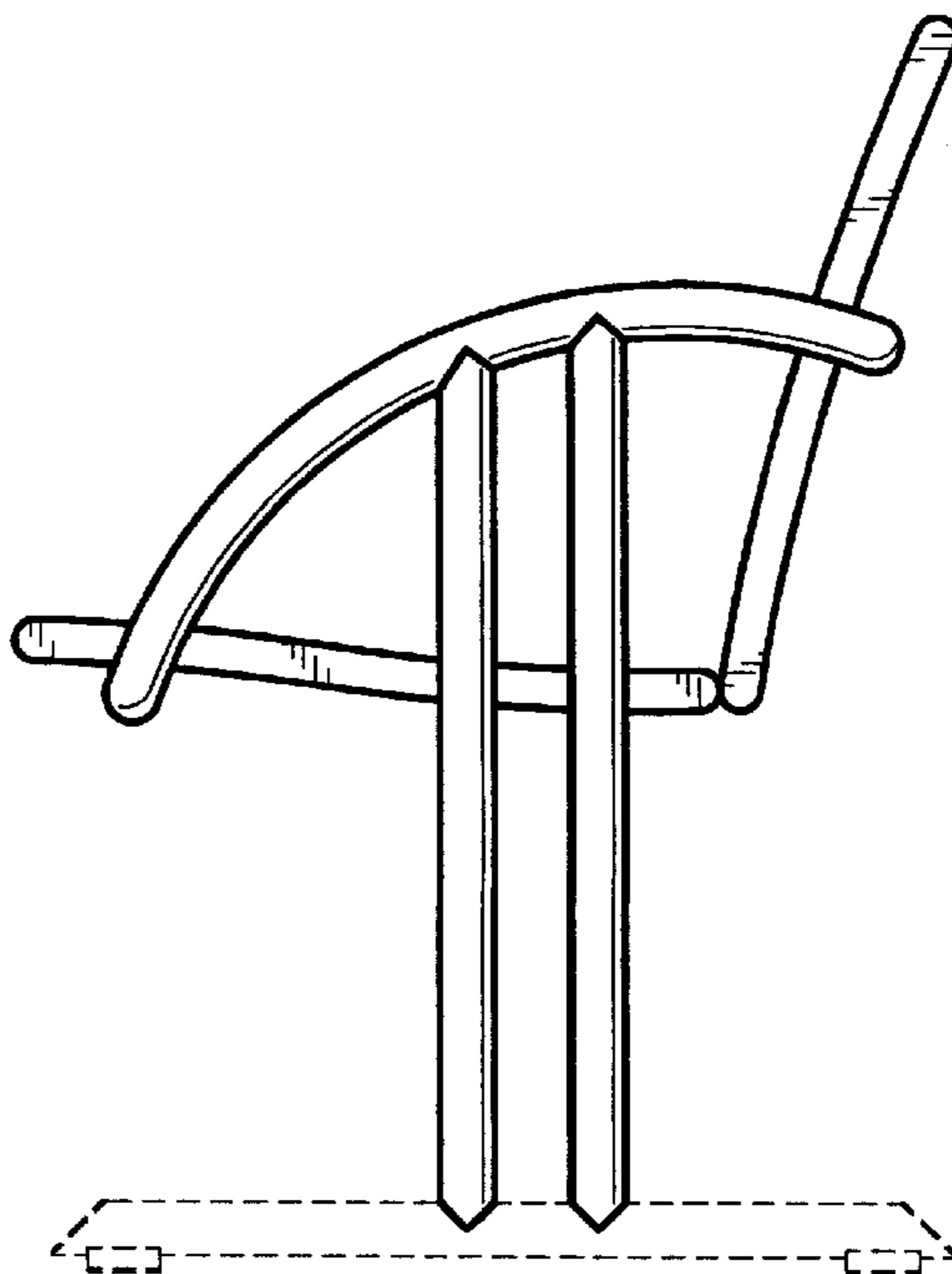
FIG. 3



*FIG. 4*



*FIG. 5*



*FIG. 6*

