



US00D469611S

(12) **United States Design Patent**
De Godoy Oriani et al.

(10) **Patent No.:** **US D469,611 S**

(45) **Date of Patent:** **** Feb. 4, 2003**

(54) **BRISTLE ARRANGEMENT FOR THE HEAD OF A TOOTHBRUSH**

(56) **References Cited**

(76) Inventors: **Paulo César De Godoy Oriani**, rua João Thomazine n° 165, Itatiba, São Paulo, 068.545.188-73 CPF (BR); **Arnaldo Antonio Ditlef**, rua Esperança n°86/34, São José dos Campos, São Paulo, 020.019.798-35 CPF (BR); **Luiz Bellino Simionato**, R. Esperança n°227/801, São José dos Campos, São Paulo, 743.948.608-06 CPF (BR); **Alexandre Petrocini Falleiros**, R. Oscar Coelho Laurino n°171, São José dos Campos, São Paulo, 019.758.858-13 CPF (BR)

U.S. PATENT DOCUMENTS

| | | | | |
|------------|---|---------|------------------------|--------|
| D334,473 S | * | 4/1993 | Volpenhein et al. | D4/104 |
| D359,851 S | * | 7/1995 | Loew | D4/104 |
| D364,740 S | * | 12/1995 | Loew | D4/104 |
| D391,083 S | * | 2/1998 | Nicoll | D4/104 |

* cited by examiner

Primary Examiner—Lisa Lichtenstein

(**) **Term:** **14 Years**

(21) **Appl. No.:** **29/157,042**

(22) **Filed:** **Mar. 12, 2002**

Related U.S. Application Data

(62) Division of application No. 29/128,727, filed on Aug. 30, 2000, now Pat. No. Des. 459,083.

(30) **Foreign Application Priority Data**

Mar. 27, 2000 (BZ) DI6000388

(51) **LOC (7) Cl.** **04-02**

(52) **U.S. Cl.** **D4/104**

(58) **Field of Search** D4/104-112, 130, D4/132, 134; 15/110, 159.1, 160, 167.1, 167.2, 186, 187, 191.1, DIG. 5; 132/308; 601/139, 141

(57) **CLAIM**

The ornamental design for the bristle arrangement for the head of a toothbrush, as shown and described.

DESCRIPTION

FIG. 1 is a front side perspective view of the bristle arrangement for the head of a toothbrush;

FIG. 2 is a side elevational view thereof, the opposite side being a mirror image of that shown;

FIG. 3 is a front view thereof;

FIG. 4 is a rear view thereof;

FIG. 5 is an end elevational view taken from the handle end; and,

FIG. 6 is an end elevational view taken from the head end.

The broken line showing of environmental structure in FIGS. 1-6 is for illustrative purposes only and forms no part of the claimed design.

1 Claim, 1 Drawing Sheet

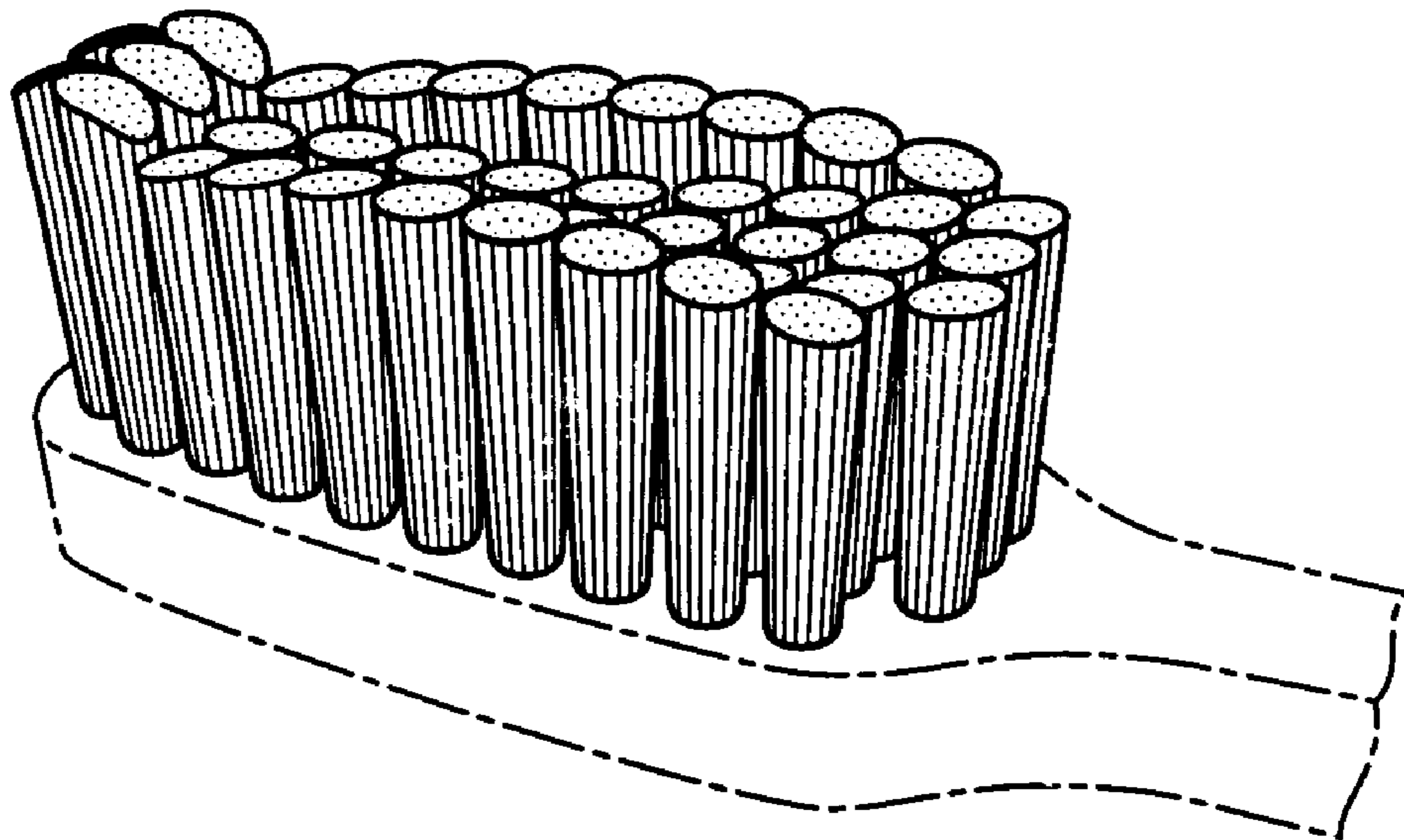


FIG. 1

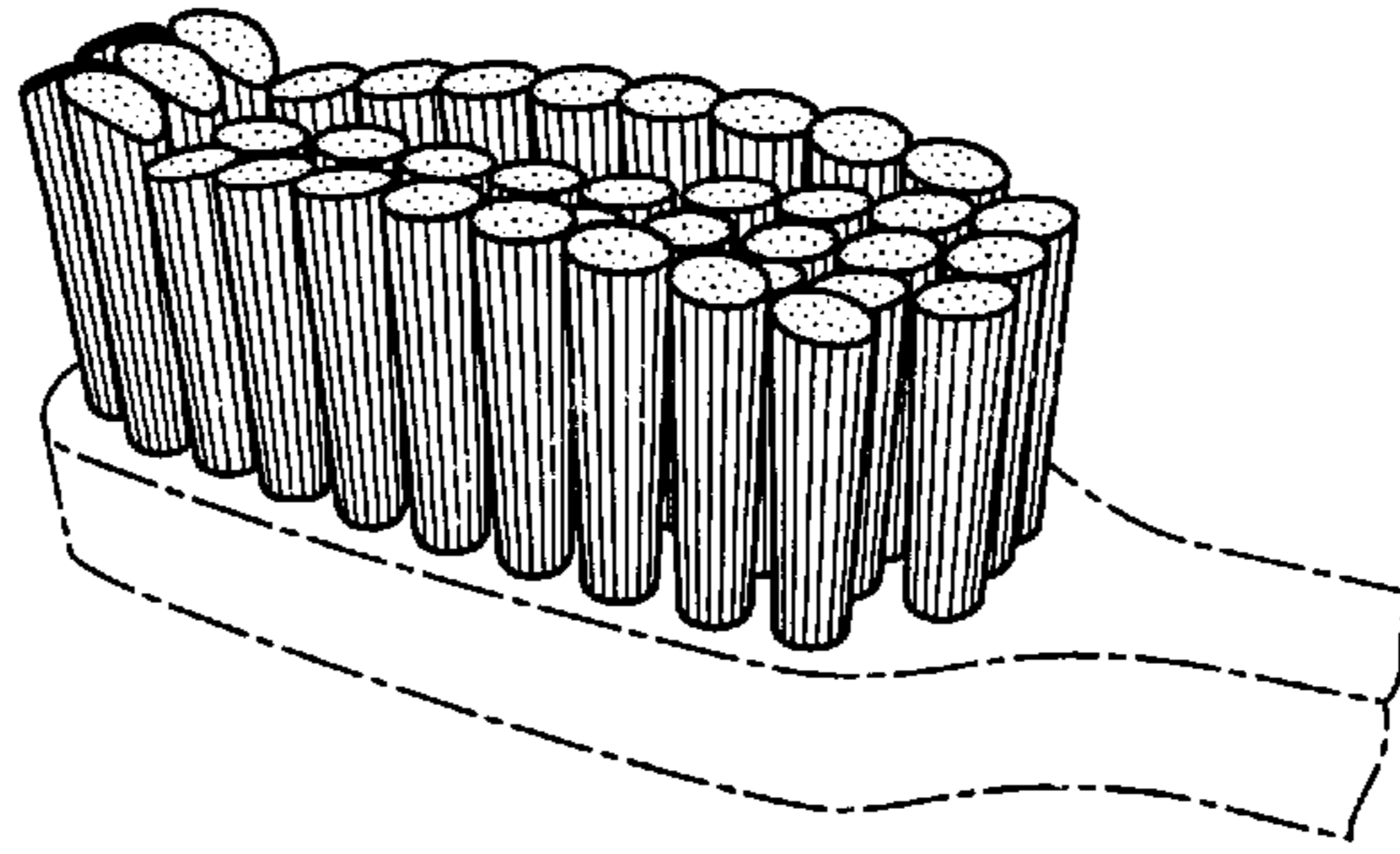


FIG. 2

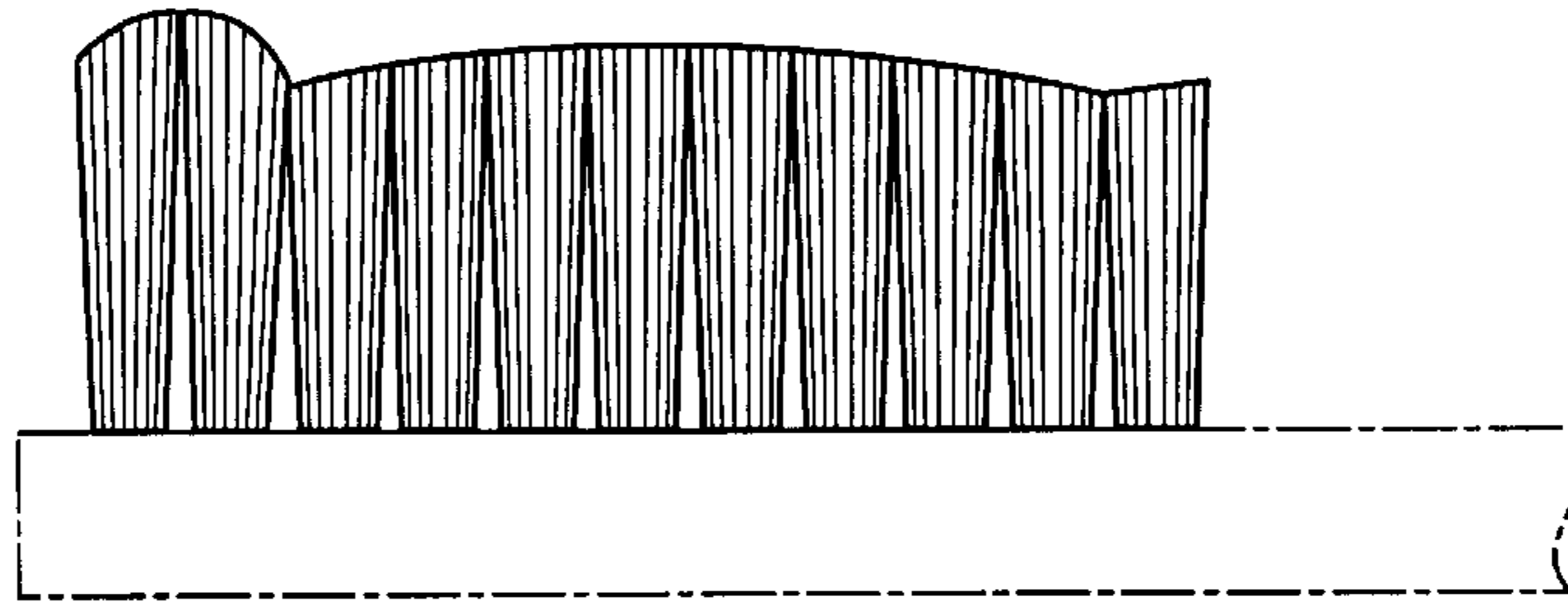


FIG. 3

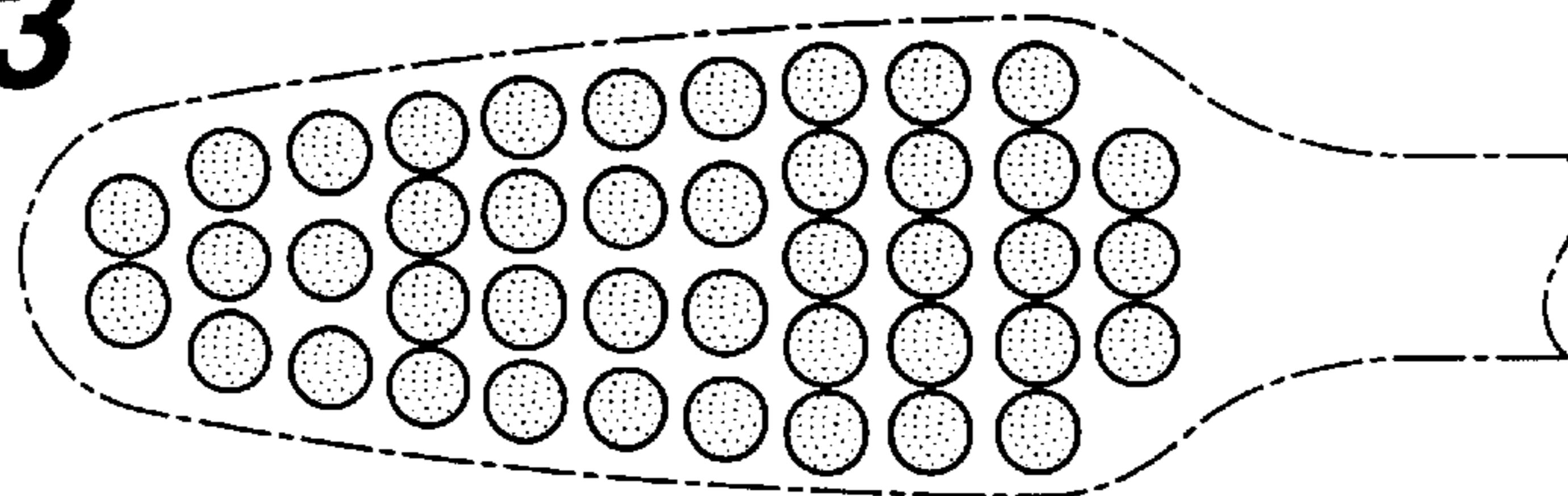


FIG. 4

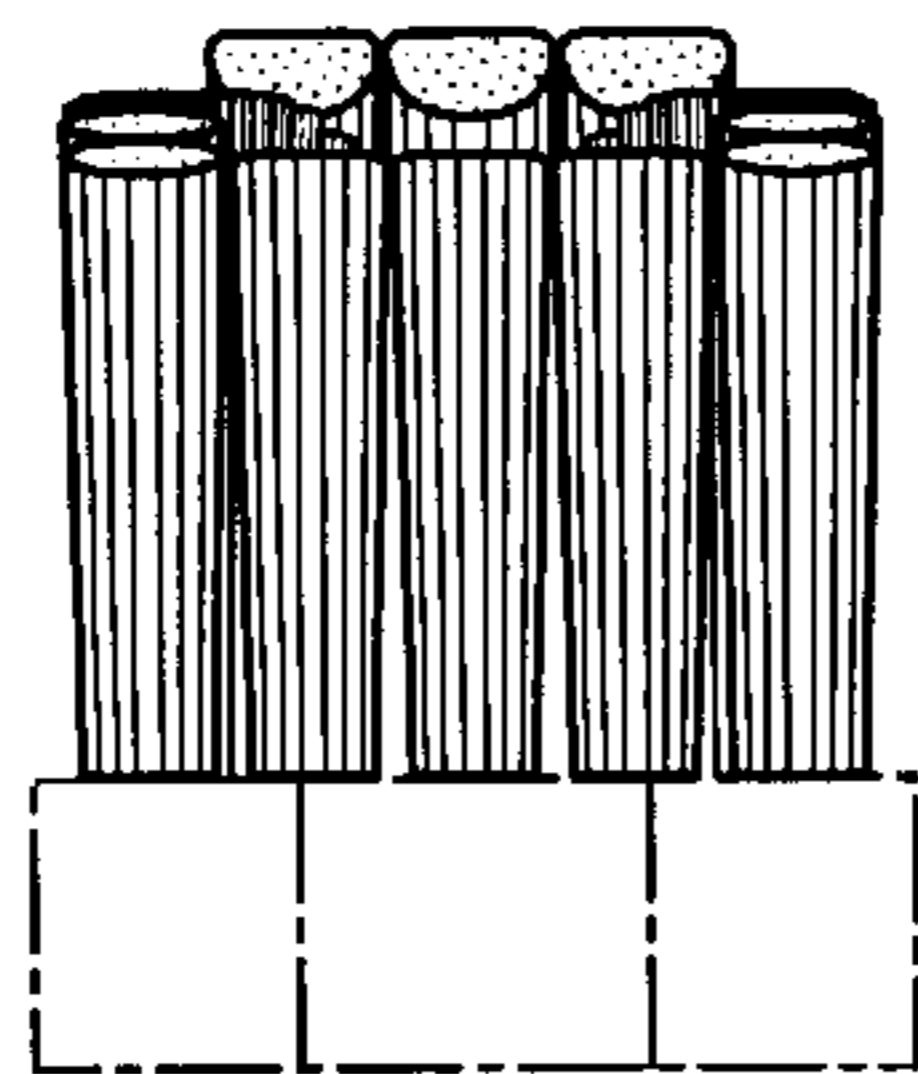



FIG. 5

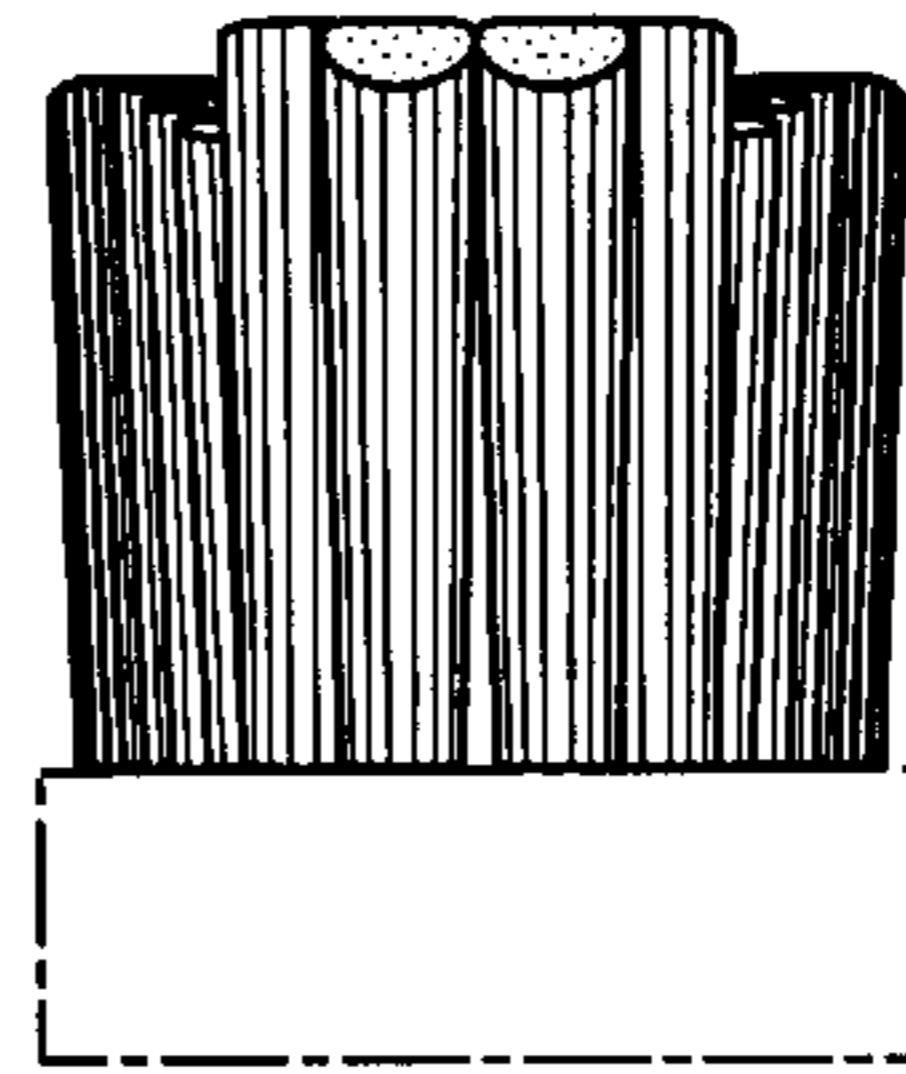


FIG. 6