



US00D469607S

(12) **United States Design Patent** (10) **Patent No.:** **US D469,607 S**
Wolff (45) **Date of Patent:** **** Feb. 4, 2003**

(54) **TIN CONTAINER**

(76) Inventor: **Stephen H. Wolff**, 29 Bradford Rd.,
Scarsdale, NY (US) 10583

(**) Term: **14 Years**

(21) Appl. No.: **29/154,728**

(22) Filed: **Jan. 28, 2002**

(51) **LOC (7) Cl.** **03-01**

(52) **U.S. Cl.** **D3/294; D9/423**

(58) **Field of Search** D3/273, 294, 302;
D9/420, 423, 424; 220/315, 810, 283

(56) **References Cited**

U.S. PATENT DOCUMENTS

1,072,820	A	*	9/1913	Carnes	220/62
2,107,212	A	*	2/1938	Pfleghar	220/847
2,197,481	A	*	4/1940	Nyden	220/283
2,219,486	A	*	10/1940	Nyden	220/283
2,219,487	A	*	10/1940	Nyden	220/53.2
2,257,682	A	*	9/1941	Hermani	220/283
2,307,290	A	*	1/1943	Nyden	220/283
2,906,428	A	*	9/1959	Fralick	220/283
3,894,654	A	*	7/1975	Frankenberg	220/283
D418,297	S	*	1/2000	Budert	D3/295
D449,165	S	*	10/2001	van der Hulst	D3/294

* cited by examiner

Primary Examiner—Philip S. Hyder

(74) *Attorney, Agent, or Firm*—Lerner, David, Littenberg,
Krumholz & Mentlik, LLP

(57) **CLAIM**

The ornamental design for a tin container, as shown and
described.

DESCRIPTION

FIG. 1 is a front perspective view of a tin container in
accordance with the present invention;

FIG. 2 is a front perspective view of the present invention
with lid open slightly;

FIG. 3 is a front elevational view of the present invention;

FIG. 4 is a rear elevational view of the present invention;

FIG. 5 is a top plan view of the present invention;

FIG. 6 is a right side elevational view of the present
invention (the left side is mirror image of the right side);

FIG. 7 is a bottom perspective view of the present invention,
illustrating a recessed bottom;

FIG. 8 is a front perspective of a tin container in accordance
with another embodiment of the present invention (the only
difference between this embodiment and the embodiment in
FIGS. 1–7 are the arrangement and size of the tabs on the
front of the container lid and on the front face of the front
wall of the container (not shown but matching the tabs
shown), all other features being the same as the FIGS. 1–7
embodiment); and,

FIG. 9 is a front perspective of a tin container in accordance
with yet another embodiment of the present invention (the
only difference between this embodiment and the embodi-
ment in FIGS. 1–7 is the arrangement and size of the tab on
the front of the container lid and on the front face of the front
wall of the container (not shown but matching the tab
shown), all other features being the same as the FIGS. 1–7
embodiment).

1 Claim, 3 Drawing Sheets

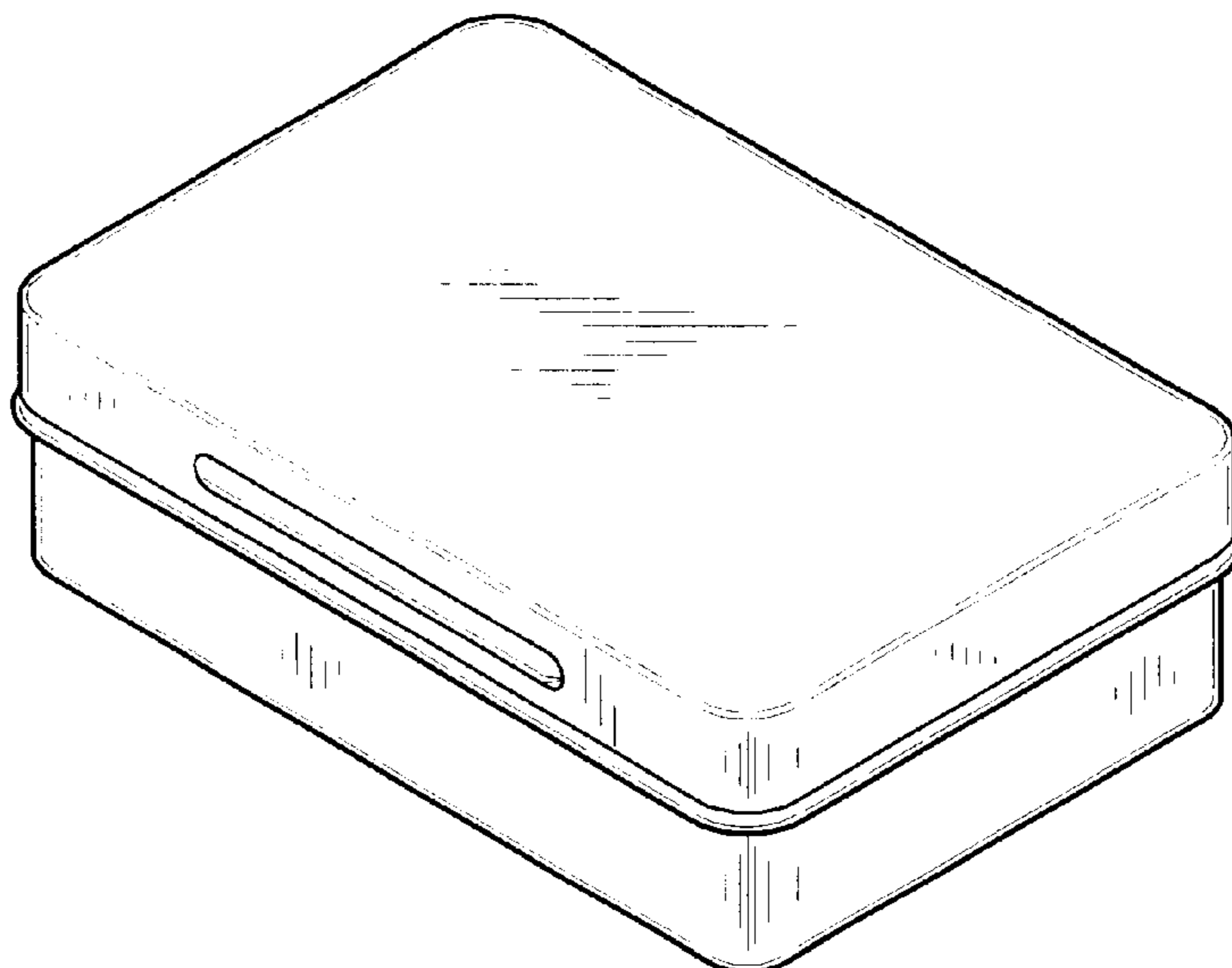


FIG. 1

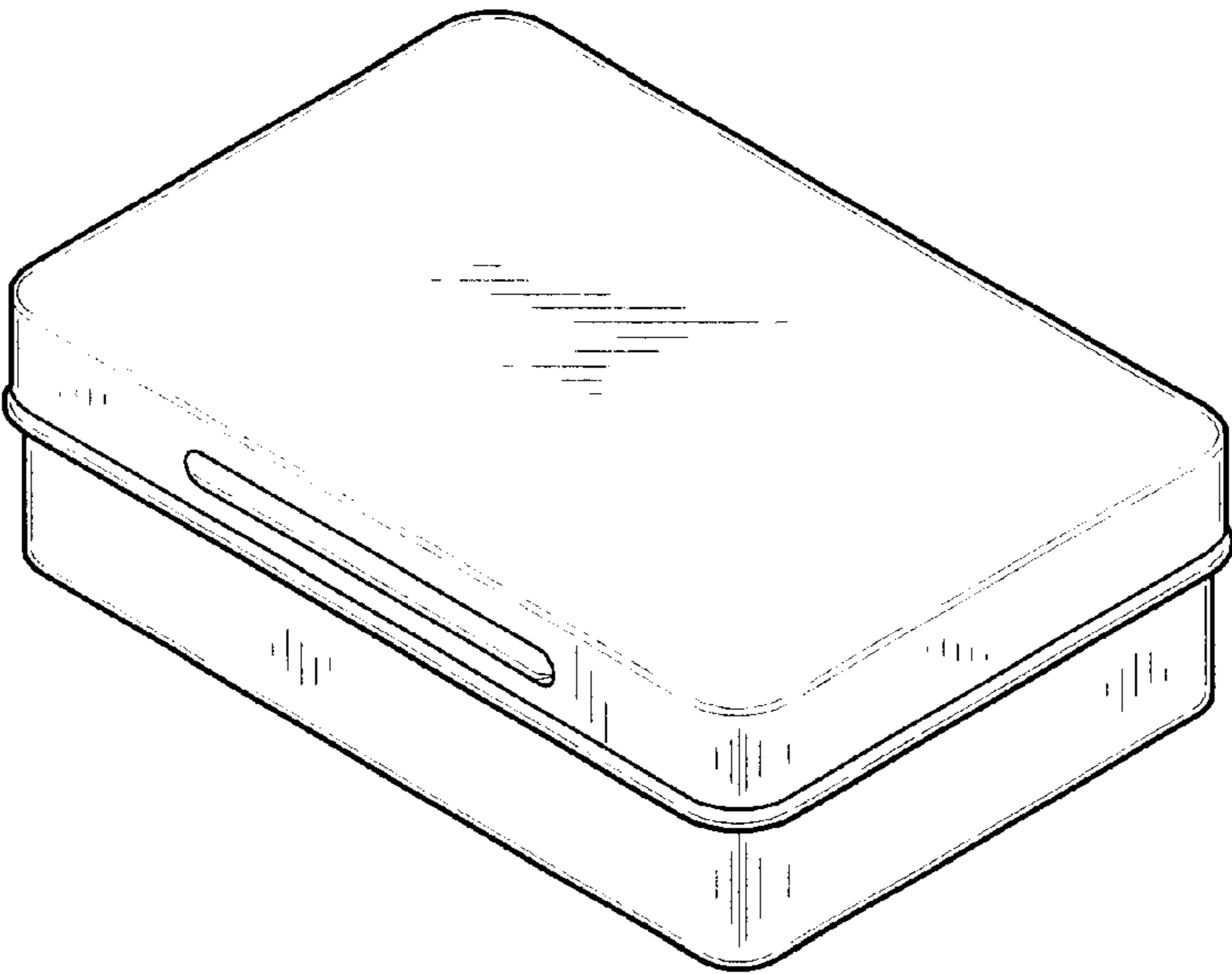


FIG. 2

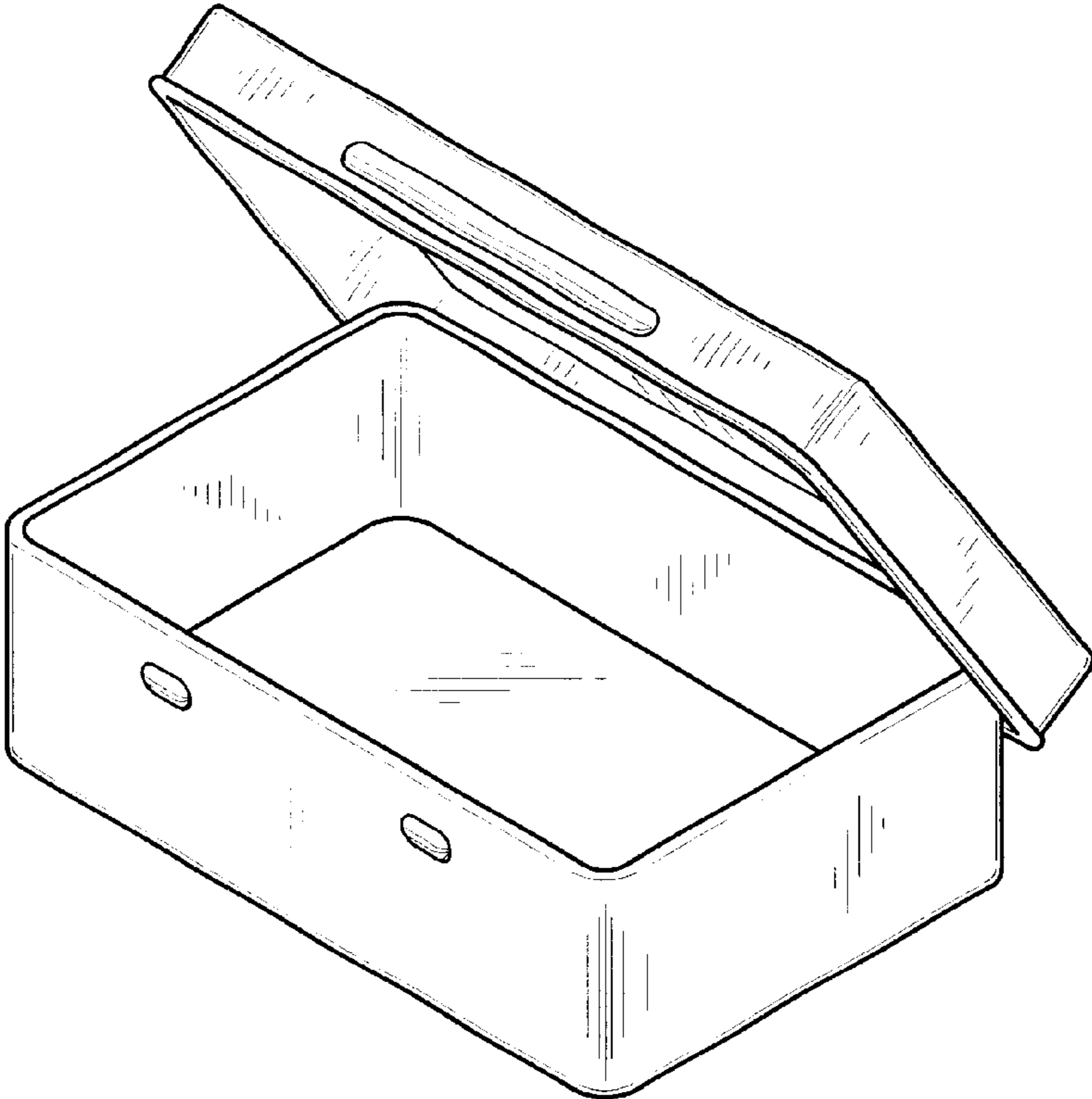


FIG. 3




FIG. 4

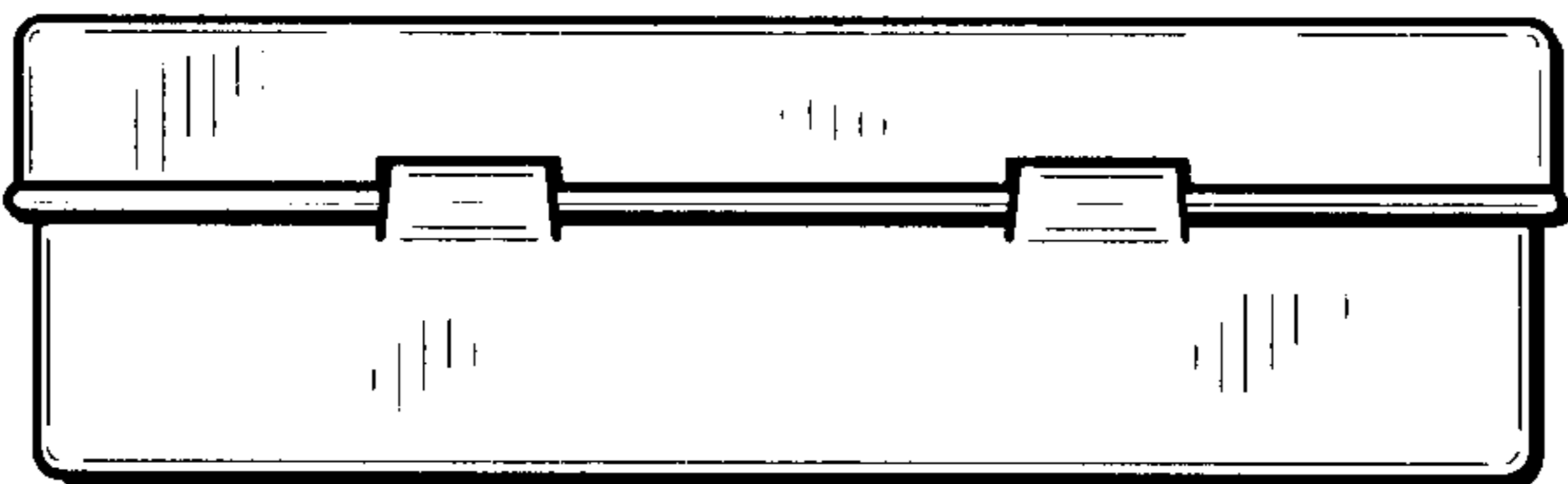


FIG. 5




FIG. 6

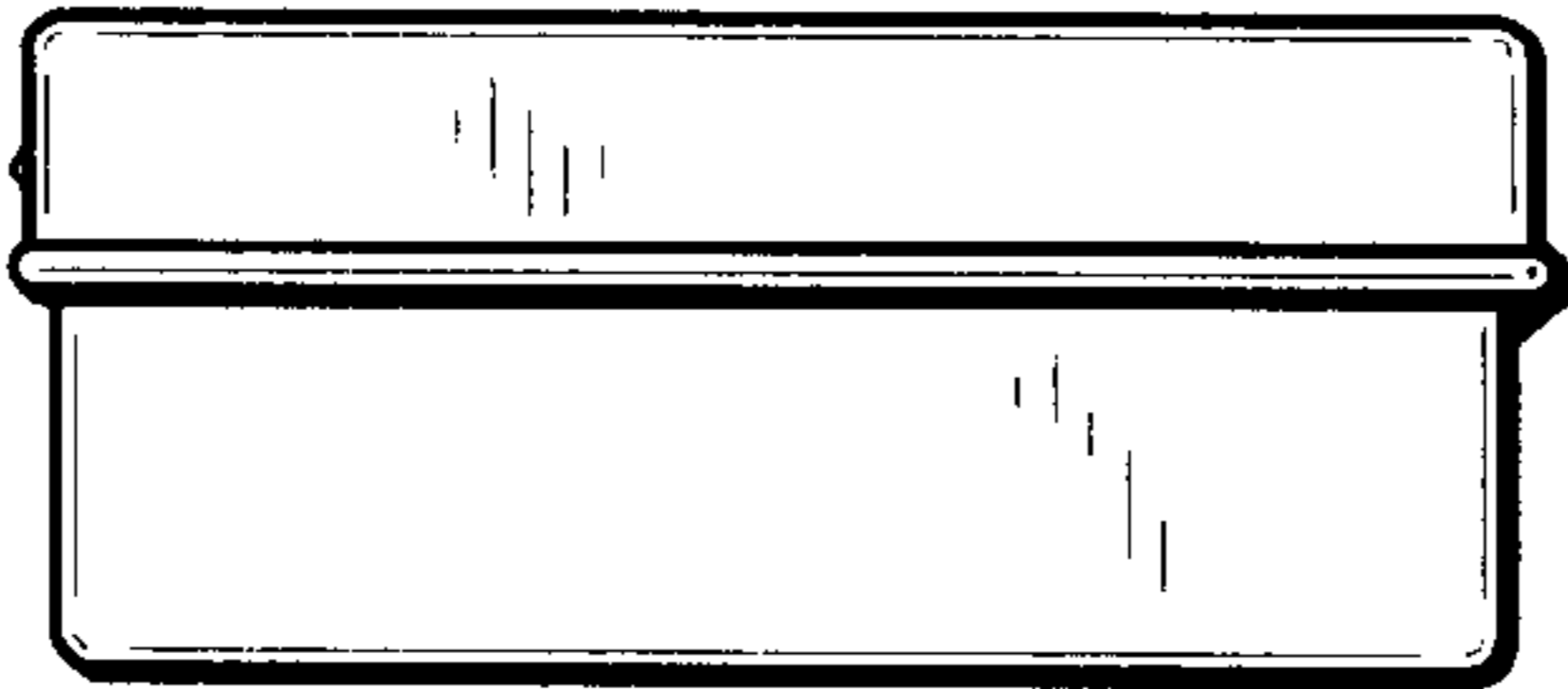


FIG. 7

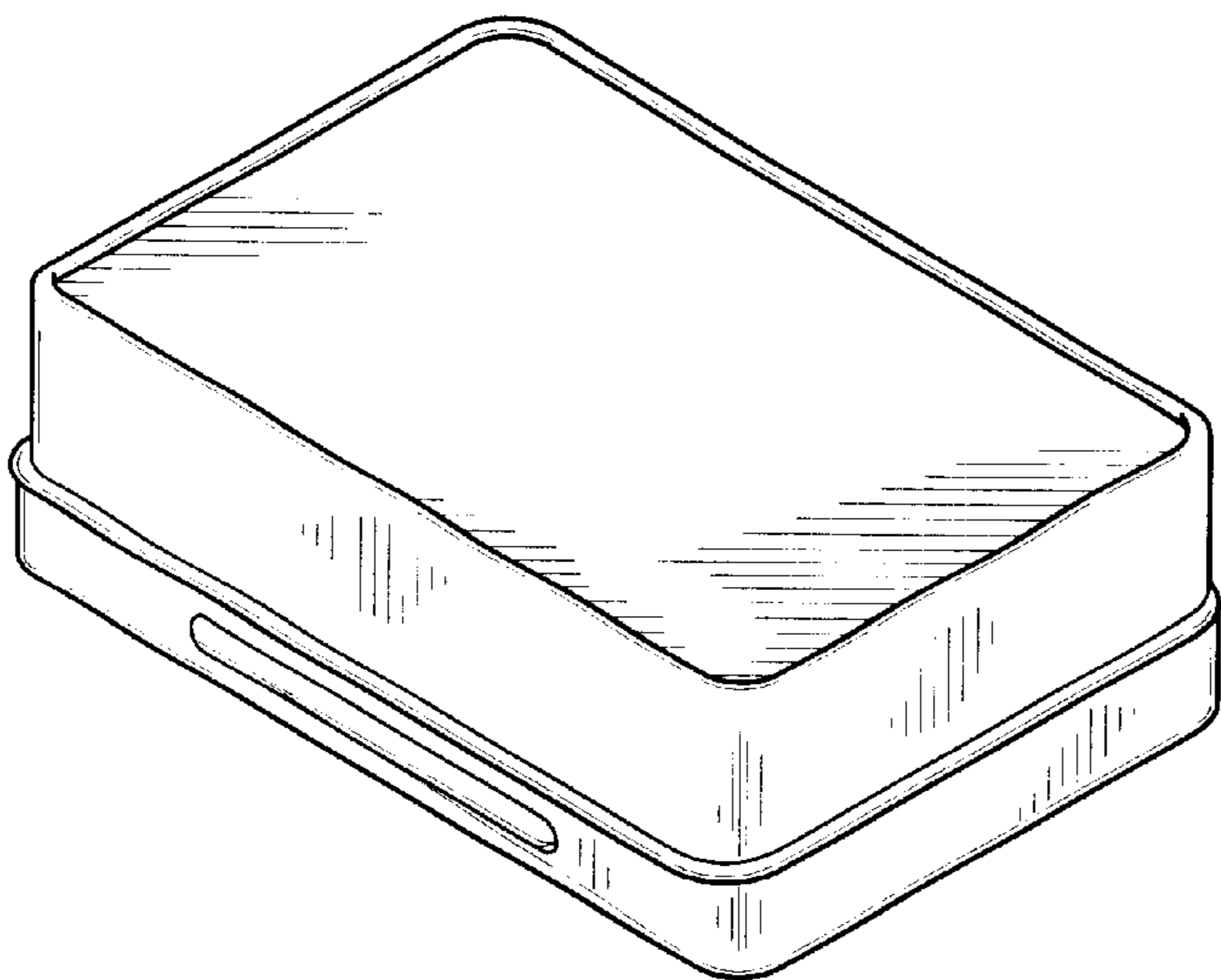


FIG. 8

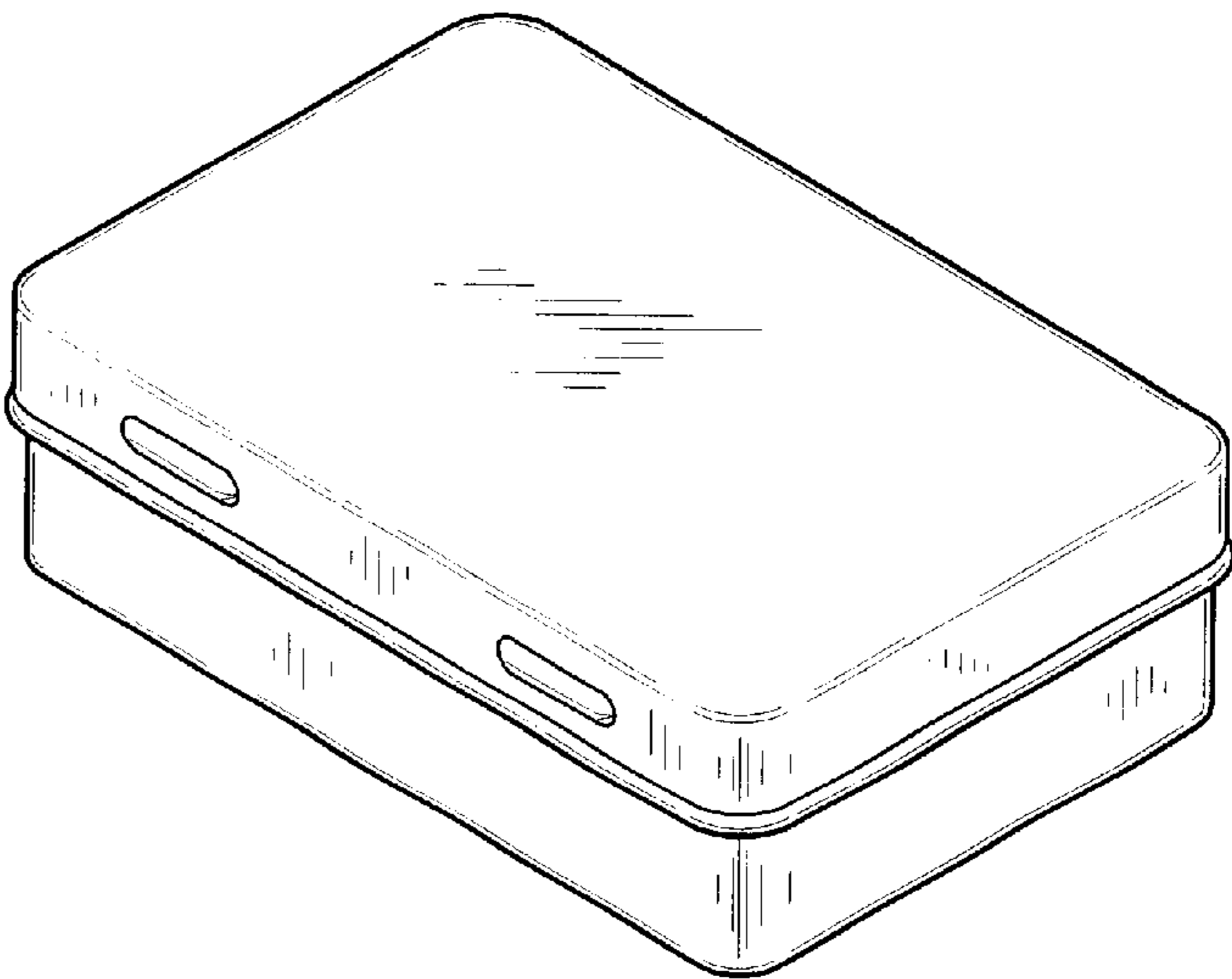


FIG. 9

