



US00D469604S

(12) **United States Design Patent**  
**Vazquez**

(10) **Patent No.:** **US D469,604 S**

(45) **Date of Patent:** **\*\* Feb. 4, 2003**

(54) **TRUNCATED DEEP BANDOLIER**

D432,299 S 9/2000 Vazquez ..... D3/232  
D432,300 S 9/2000 Vazquez ..... D3/232  
D432,301 S 9/2000 Vazquez ..... D3/232

(75) Inventor: **Maximino Vazquez**, New York, NY  
(US)

\* cited by examiner

(73) Assignee: **Maxworld Inc.**, New York, NY (US)

*Primary Examiner*—Louis S. Zarfes  
*Assistant Examiner*—Monica A. Weingart

(\*\*) Term: **14 Years**

(74) *Attorney, Agent, or Firm*—Darby & Darby P.C.

(21) Appl. No.: **29/153,518**

(57) **CLAIM**

(22) Filed: **Oct. 20, 2001**

The ornamental design for a truncated deep bandolier, as shown and described.

(51) **LOC (7) Cl.** ..... **03-01**

(52) **U.S. Cl.** ..... **D3/232**

(58) **Field of Search** ..... D3/230, 231, 232,  
D3/233; D2/459, 500; 150/107, 108, 109,  
110; 206/3; 224/236, 576, 600, 602, 603,  
614, 931

**DESCRIPTION**

(56) **References Cited**

**U.S. PATENT DOCUMENTS**

677,680	A	*	7/1901	Mills et al.	.....	224/603
710,324	A		9/1902	Hylard	.....	224/603
776,193	A	*	11/1904	Mills	.....	224/931
876,131	A	*	1/1908	Batchelder	.....	224/602
920,413	A	*	5/1909	Batchelder	.....	224/931
960,058	A		5/1910	West	.....	224/603
1,110,694	A		9/1914	Jennings	.....	224/603
1,128,149	A		2/1915	Jennings	.....	224/603
2,455,352	A	*	12/1948	Beckman	.....	224/602
2,732,111	A		1/1956	Fogle	.....	224/603
3,841,543	A		10/1974	Bolton	.....	224/6
3,931,917	A	*	1/1976	Zellmer	.....	224/602
4,634,031	A		1/1987	Frankhouse	.....	224/603
D306,655	S		3/1990	Schlegel Liebert et al.	....	D3/31
D315,640	S		3/1991	Pelzel	.....	D3/100

FIG. 1 is a front plan view of a truncated deep bandolier, showing a top zipper pocket along a central portion, and further showing optional front pockets and webbing which is indicated in phantom lines;

FIG. 2 is a rear plan view of the truncated deep bandolier of FIG. 1;

FIG. 3 is a right front perspective view of FIG. 1;

FIG. 4 is a left front perspective view of FIG. 1;

FIG. 5 is a right rear perspective view of FIG. 1;

FIG. 6 is a left rear perspective view of FIG. 1;

FIG. 7 is a front plan view of the truncated deep bandolier of FIG. 1 wrapped around the bodice of a mannequin; and, FIG. 8 is a rear plan view of FIG. 7.

The broken lines showing the webbing and adjustable buckle, the zippers for the optional front pockets, the stitch lines and the position, number and size of these elements relative to the claimed design and any other broken lines (e.g. the mannequin) are to show the environment only and are not part of the claimed design itself.

**1 Claim, 5 Drawing Sheets**

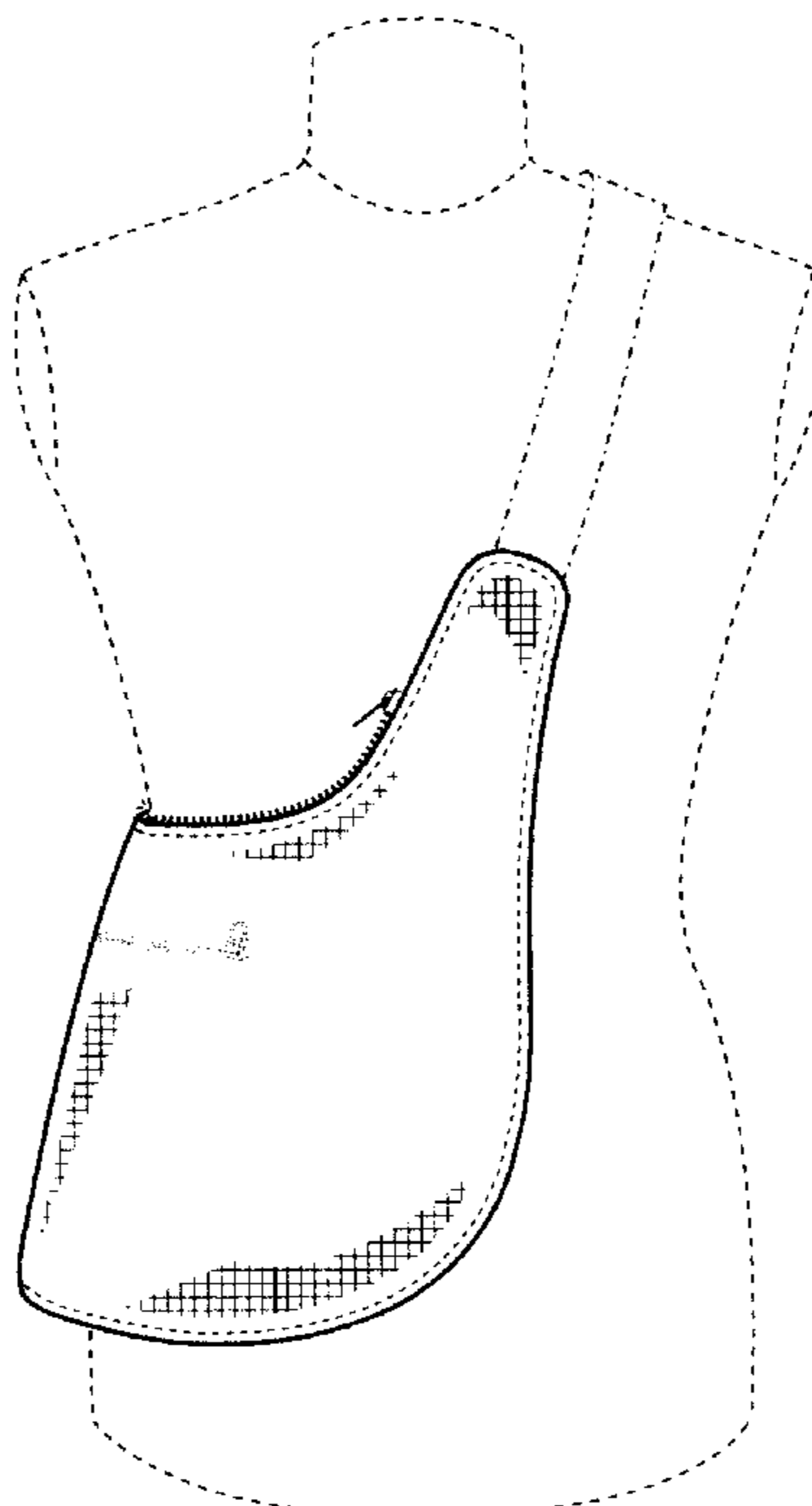




FIG. 1

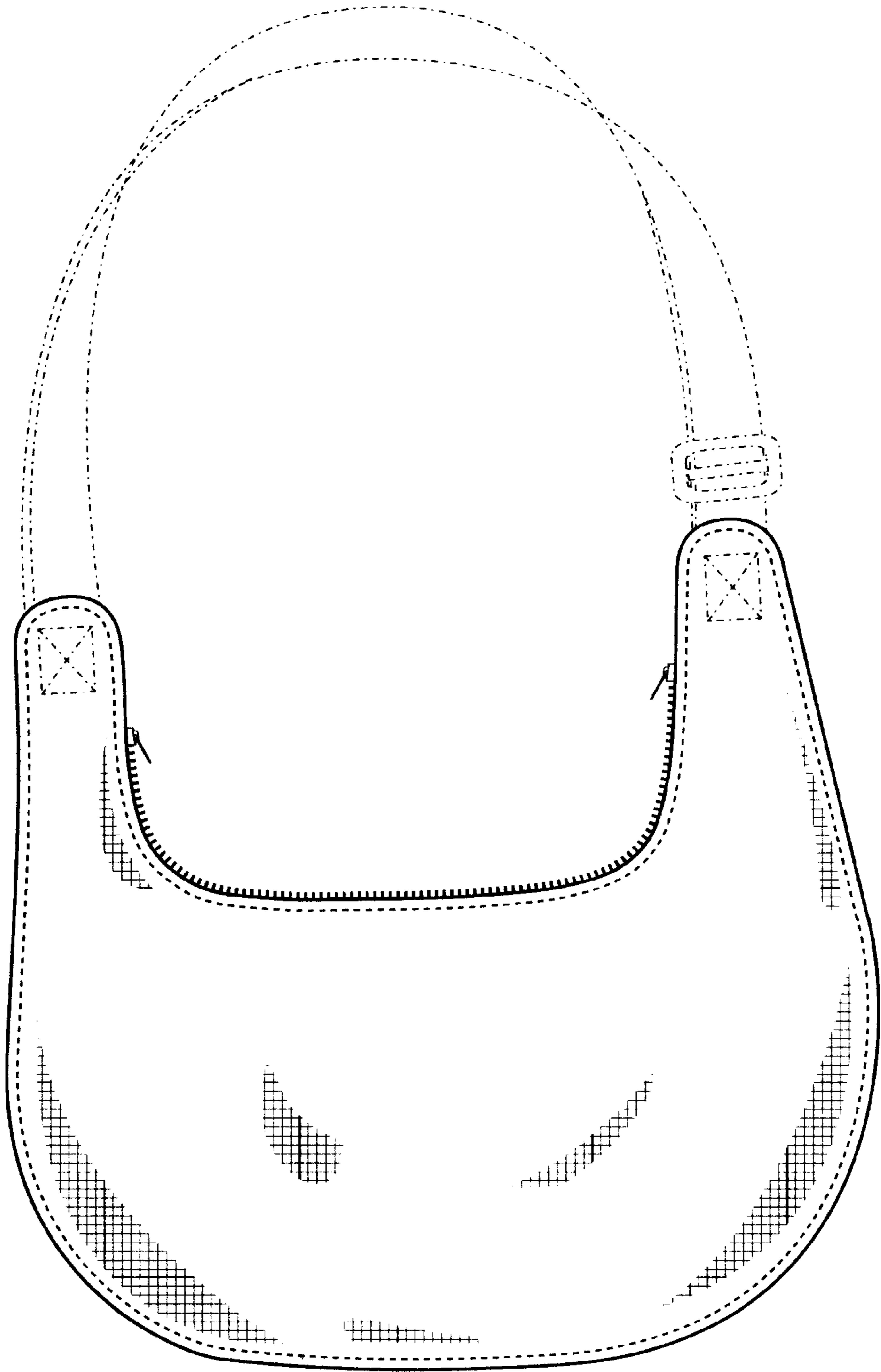


FIG. 2

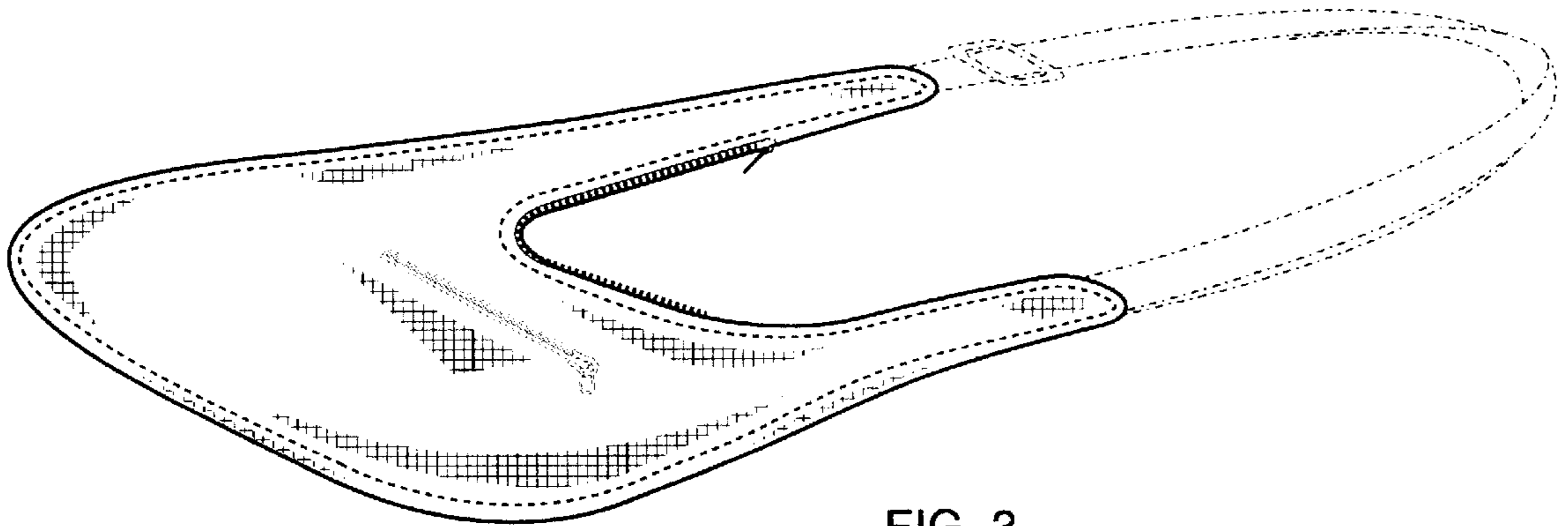


FIG. 3

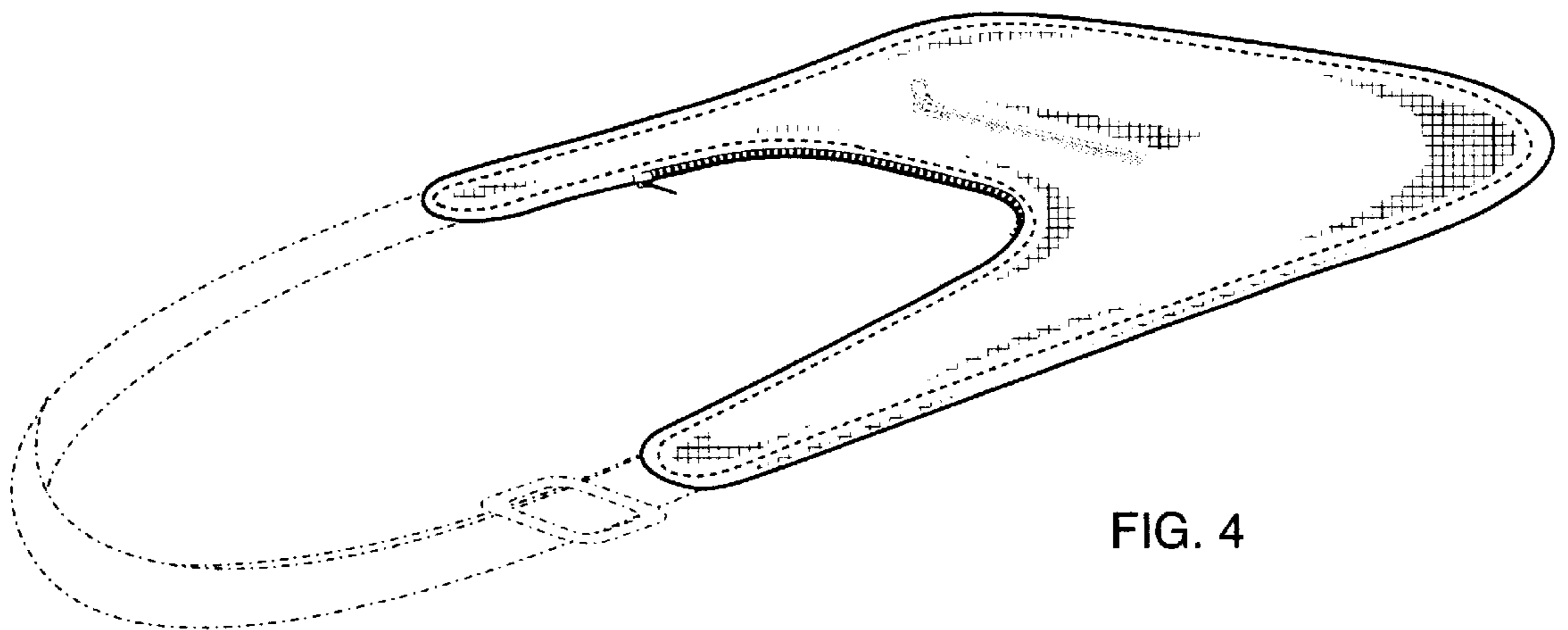


FIG. 4

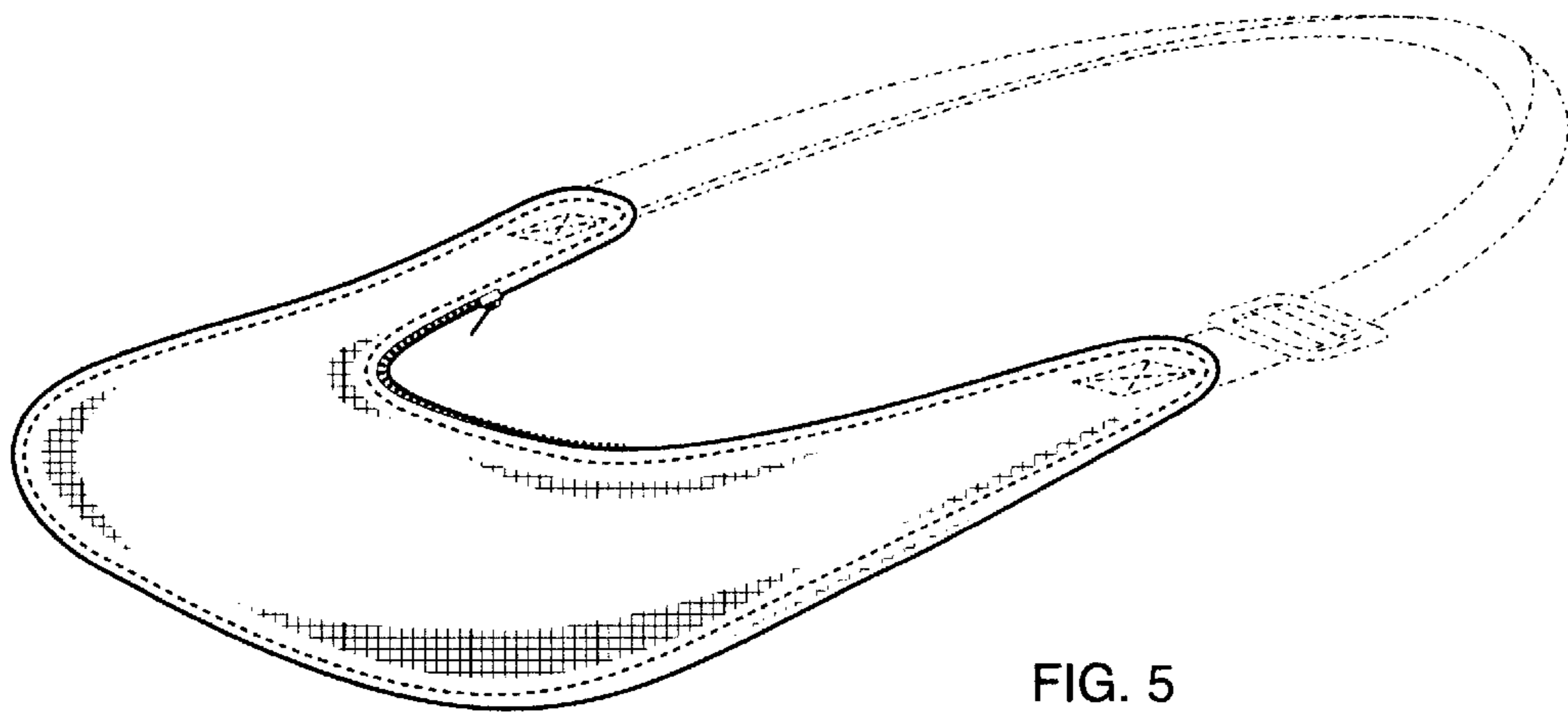


FIG. 5

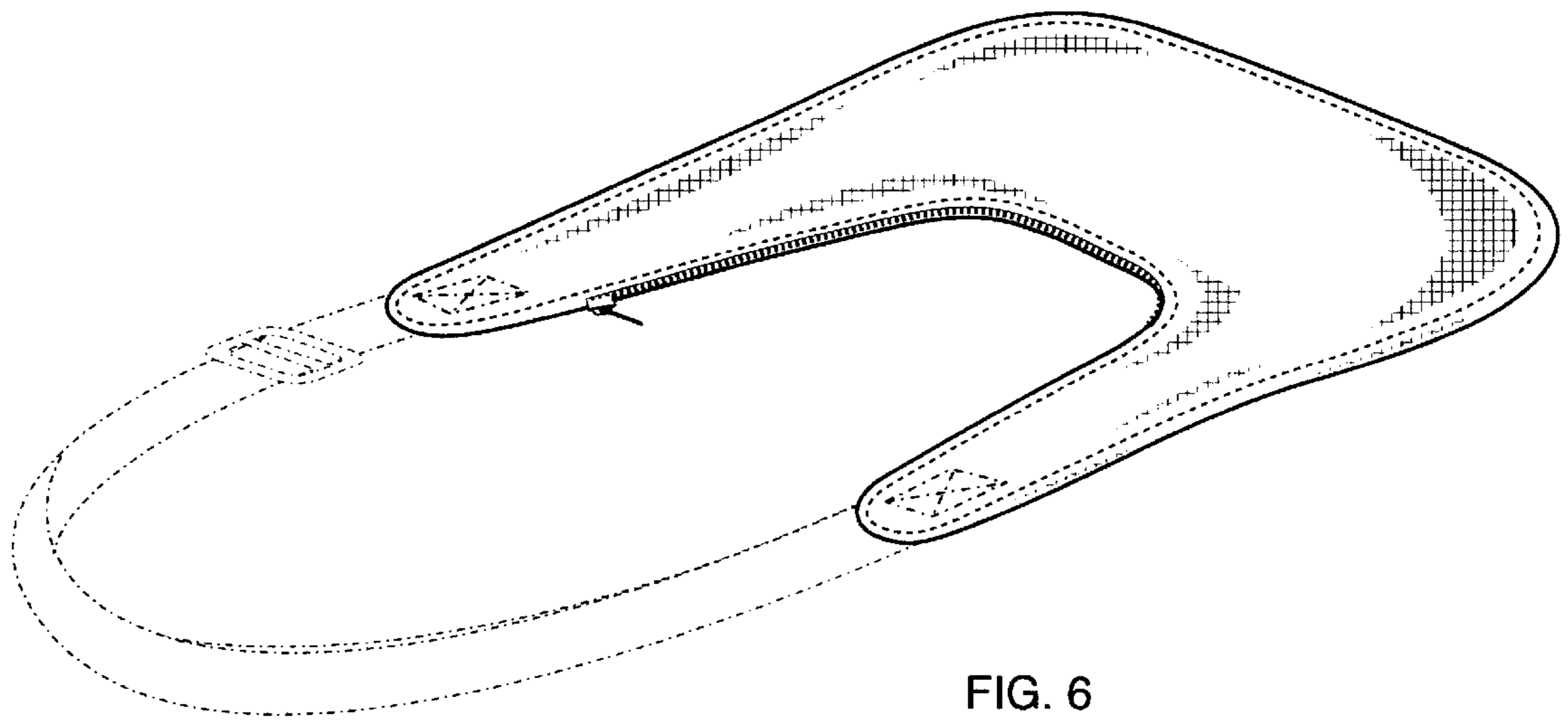


FIG. 6

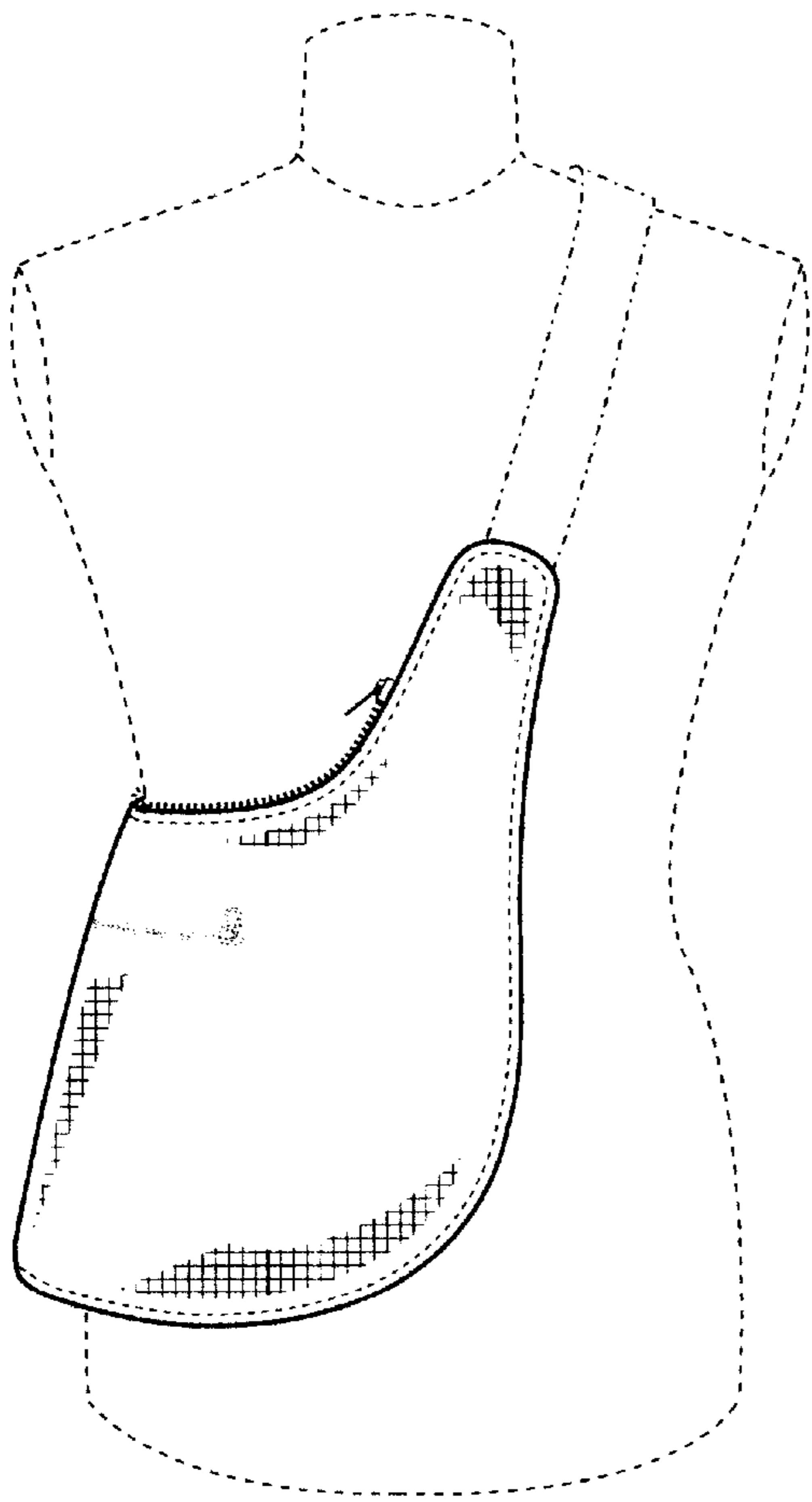


FIG. 7

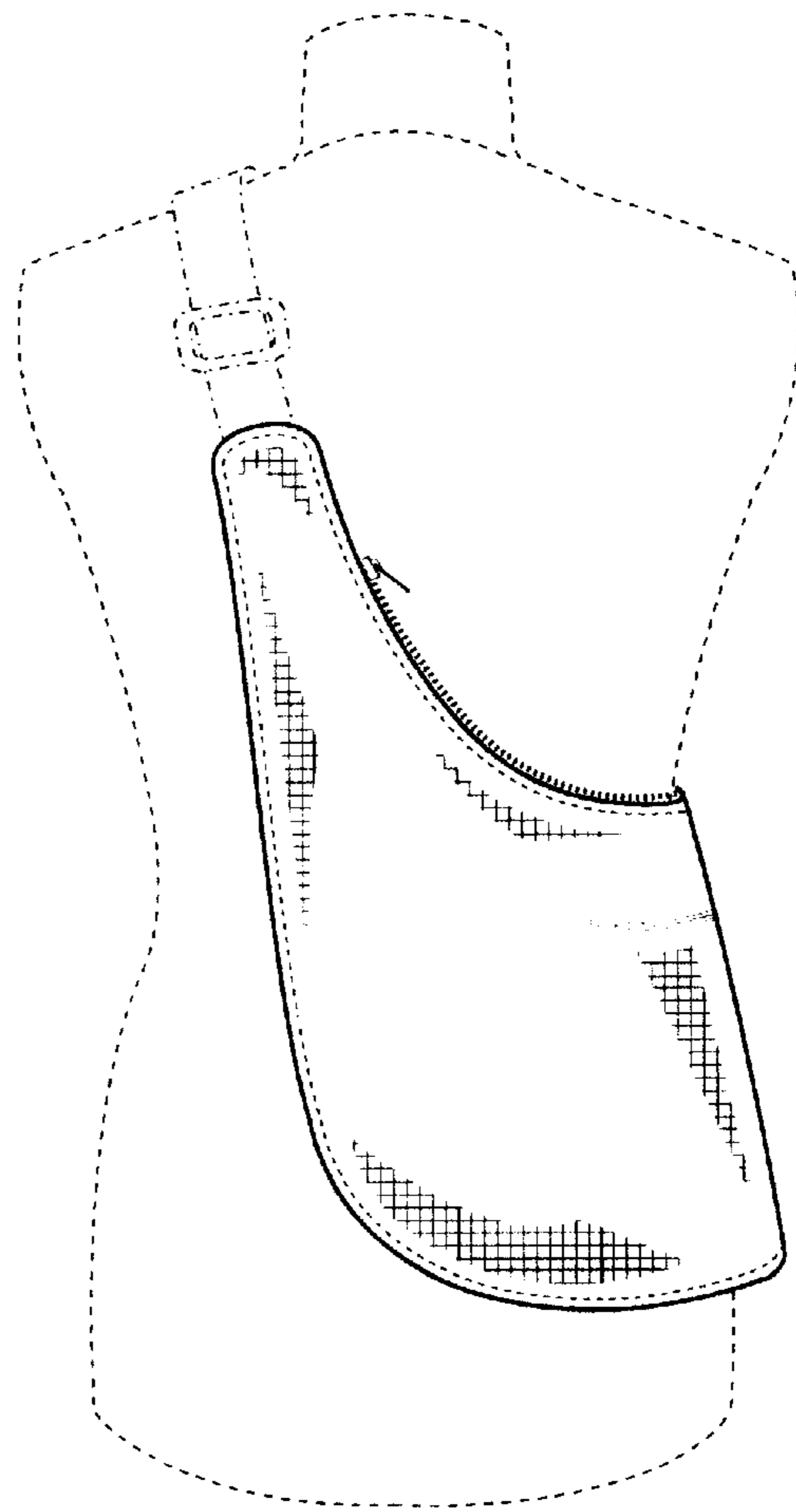


FIG 8