



US00D469599S

(12) **United States Design Patent**
Wilson

(10) **Patent No.: US D469,599 S**

(45) **Date of Patent: ** *Feb. 4, 2003**

(54) **PORTION OF SHOE BOTTOM**

(75) Inventor: **Ralph Davis Wilson**, Torrance, CA (US)

(73) Assignee: **Skechers U.S.A., Inc. II**, Manhattan Beach, CA (US)

(*) Notice: This patent is subject to a terminal disclaimer.

(**) Term: **14 Years**

(21) Appl. No.: **29/133,515**

(22) Filed: **Nov. 29, 2000**

Related U.S. Application Data

(62) Division of application No. 29/127,966, filed on Aug. 15, 2000.

(51) **LOC (7) Cl.** **02-04**

(52) **U.S. Cl.** **D2/960; D2/947; D2/951; D2/953; D2/977**

(58) **Field of Search** D2/902, 904, 908, D2/909, 911, 914, 916, 920, 946-948, 951-962, 967, 972, 977; D6/608; D21/713; D23/231; 2/175.1; 36/114-116, 117.1, 117.2, 117.3, 117.4, 12, 122-136, 14, 15, 25 R, 28, 30 R, 31, 32 R, 36 R, 3 B, 42-45, 50.1, 59 C, 59 R, 61, 62, 67 A, 67 B, 67 D, 67 R, 7.1 R, 7.3-7.7, 72 R, 74, 77 R, 89, 91, 127, 134

(56) **References Cited**

U.S. PATENT DOCUMENTS

| | | | | | |
|------------|---|---------|--------------|-------|--------|
| D262,581 S | * | 1/1982 | Chevallereau | | D2/908 |
| D304,520 S | * | 11/1989 | Clark | | D2/955 |
| D416,380 S | * | 11/1999 | Werman | | D2/959 |
| D426,945 S | * | 6/2000 | Edwards | | D2/951 |
| D429,551 S | * | 8/2000 | Wilson | | D2/952 |
| D432,294 S | * | 10/2000 | Wilson | | D2/960 |
| D439,031 S | * | 3/2001 | Matis et al. | | D2/959 |
| D440,749 S | * | 4/2001 | Rogers | | D2/959 |
| D441,944 S | * | 5/2001 | Rogers | | D2/956 |
| D450,914 S | * | 11/2001 | Wilson | | D2/959 |

* cited by examiner

Primary Examiner—Celia Murphy
(74) *Attorney, Agent, or Firm*—Marshall A. Lerner, Esq.; Finn T. Simmenssen, Esq.; Kleinberg & Lerner, LLP


(57) **CLAIM**

The ornamental design for a portion of a shoe bottom, as shown and described.

DESCRIPTION

FIG. 1 is a perspective view of a portion of a shoe bottom showing my new design; FIG. 2 is a left side elevational view thereof; and, FIG. 3 is a bottom plan view thereof. The broken lines shown throughout the views illustrate the environment in which the design resides, and form no part of the claim.

1 Claim, 2 Drawing Sheets



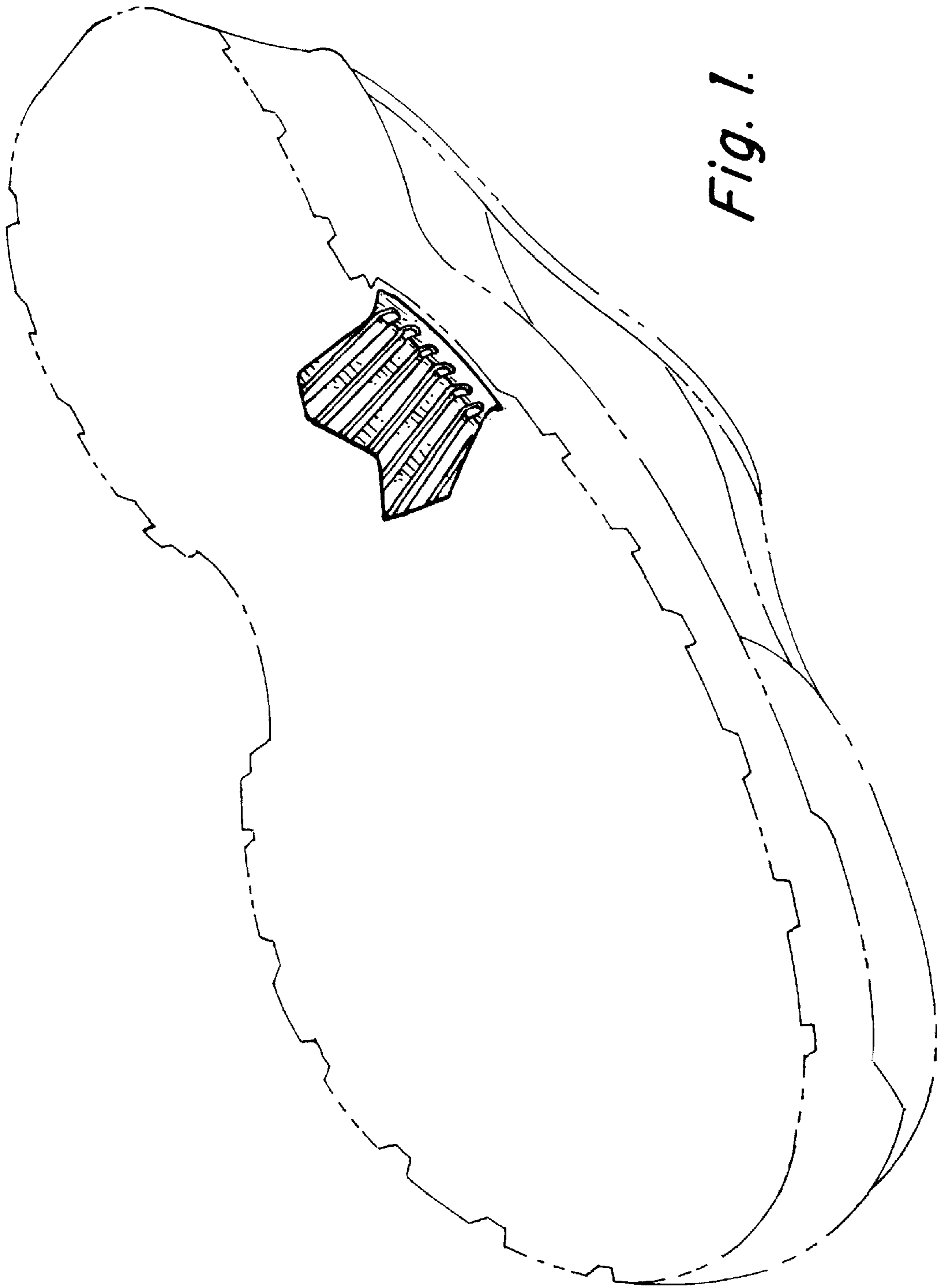


Fig. 1.

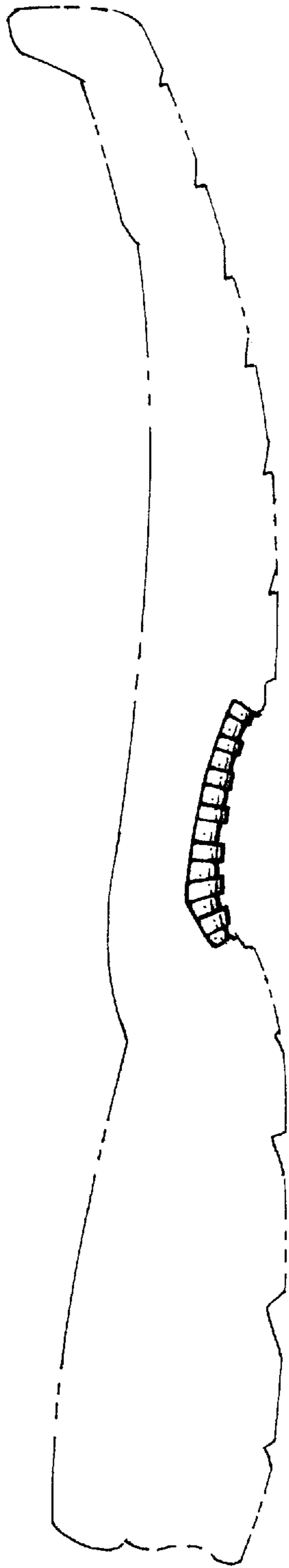


Fig. 2.

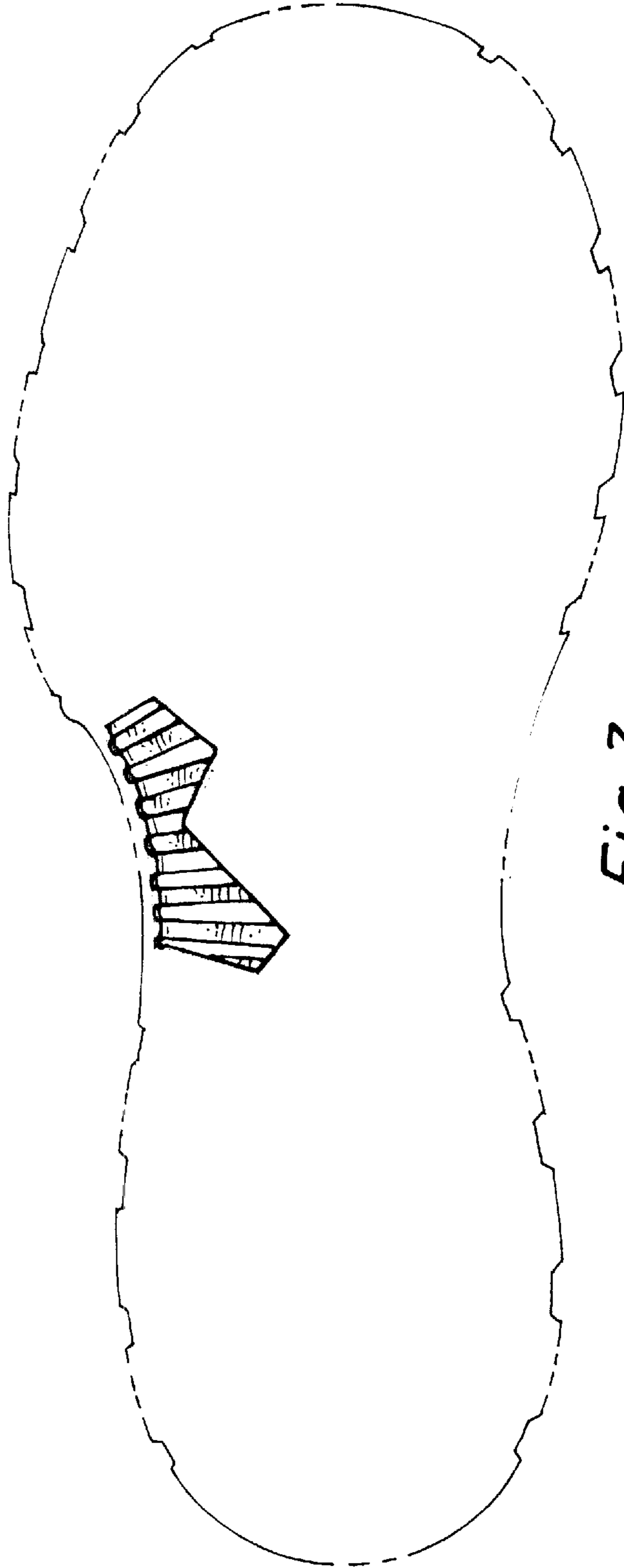


Fig. 3.