



US00D469597S

(12) **United States Design Patent**
Jacobs

(10) **Patent No.:** **US D469,597 S**

(45) **Date of Patent:** **** Feb. 4, 2003**

(54) **PAIR OF SHOES**

D281,458 S * 11/1985 Roberts et al. D2/944

(75) Inventor: **Marc Jacobs**, Paris (FR)

* cited by examiner

(73) Assignee: **Louis Vuitton Malletier, S.A.**, Paris (FR)

Primary Examiner—Louis S. Zarfes

Assistant Examiner—Gregory Andoll

(**) Term: **14 Years**

(74) *Attorney, Agent, or Firm*—Finnegan, Henderson, Farabow, Garrett & Dunner, L.L.P.

(21) Appl. No.: **29/135,378**

(57) **CLAIM**

(22) Filed: **Jan. 12, 2001**

The ornamental design for the pair of shoes, as shown and described.

(51) **LOC (7) Cl.** **02-04**

DESCRIPTION

(52) **U.S. Cl.** **D2/944; D2/943**

(58) **Field of Search** D2/896–898, 900–903, D2/907–913, 920, 923, 943–960, 969, 970; 36/1, 1.5, 83, 114, 126–131, 7.1 R, 7.2–7.6, 8.1–11, 9 R, 10, 25 R, 45, 50.1, 77 R, 72 R

FIG. 1 is a right-side perspective view of the right shoe of the pair of shoes of my new design;
FIG. 2 is a left-side view of the design of FIG. 1;
FIG. 3 is a right-side view of the design of FIG. 1;
FIG. 4 is a front view of the design of FIG. 1;
FIG. 5 is a back view of the design of FIG. 1;
FIG. 6 is a top view of the design of FIG. 1; and,
FIG. 7 is a bottom view of the design of FIG. 1.
The shoe for the left foot being the mirror image of the shoe depicted in FIGS. 1 through 7.

(56) **References Cited**

U.S. PATENT DOCUMENTS

- D83,790 S * 3/1931 Brown D2/944
- D125,090 S * 2/1941 Merritt D2/944
- D205,755 S * 9/1966 Slade D2/909

1 Claim, 4 Drawing Sheets





FIG. 1




FIG. 2




FIG. 3




FIG. 4




FIG. 5




FIG. 6




FIG. 7