



US00D469595S

(12) **United States Design Patent**  
**Rhoades**

(10) **Patent No.:** **US D469,595 S**

(45) **Date of Patent:** **\*\* Feb. 4, 2003**

(54) **GLOVE**

(76) **Inventor:** **Dean L. Rhoades**, 9041 Olin St., Los Angeles, CA (US) 90034

(\*\*) **Term:** **14 Years**

(21) **Appl. No.:** **29/163,172**

(22) **Filed:** **Jun. 28, 2002**

(51) **LOC (7) Cl.** ..... **02-06**

(52) **U.S. Cl.** ..... **D2/610**

(58) **Field of Search** ..... D2/614-623; D29/113-119, D29/123; 2/16-17, 19, 158-170, 907, 910, 917

(56) **References Cited**

**U.S. PATENT DOCUMENTS**

|              |   |        |                |       |         |
|--------------|---|--------|----------------|-------|---------|
| D264,893 S   | * | 6/1982 | Schroeder      | ..... | D29/113 |
| 5,708,980 A  | * | 1/1998 | LaManna et al. | ..... | 2/163   |
| 6,055,670 A  | * | 5/2000 | Parker         | ..... | 2/161.1 |
| D441,920 S   | * | 5/2001 | Fleishhacker   | ..... | D29/119 |
| 6,279,165 B1 | * | 8/2001 | Kobayashi      | ..... | 2/163   |

\* cited by examiner

*Primary Examiner*—Louis S. Zarfaz

*Assistant Examiner*—Robert A. Delehanty

(74) *Attorney, Agent, or Firm*—Blakely, Sokoloff, Taylor & Zafman LLP

(57) **CLAIM**

The ornamental design for a glove, as shown and described.

**DESCRIPTION**

FIG. 1 is a front elevational view of an embodiment of the design. The rear elevational view is a mirror image of the front elevational view.

FIG. 2 is a top plan view thereof.

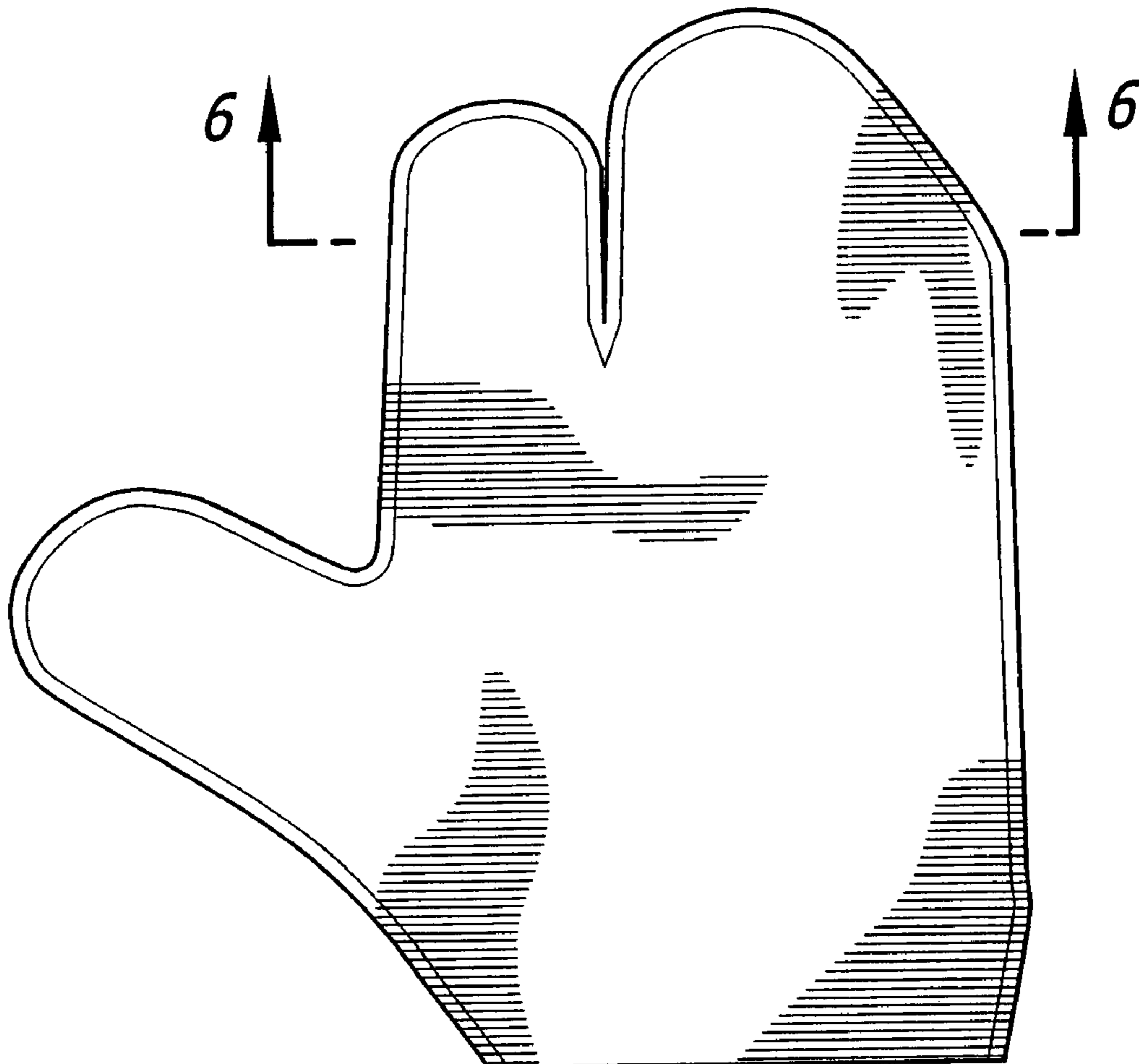
FIG. 3 is a bottom plan view thereof.

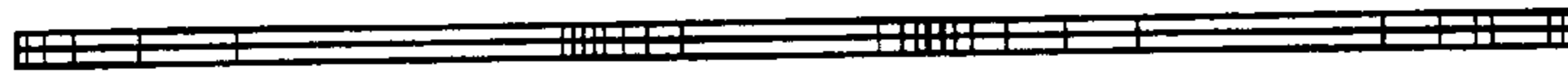
FIG. 4 is a left side elevational view thereof.

FIG. 5 is a right side elevational view thereof; and,

FIG. 6 is a cross section view taken along the line 6—6 of FIG. 1 at an enlarged scale.

**1 Claim, 1 Drawing Sheet**

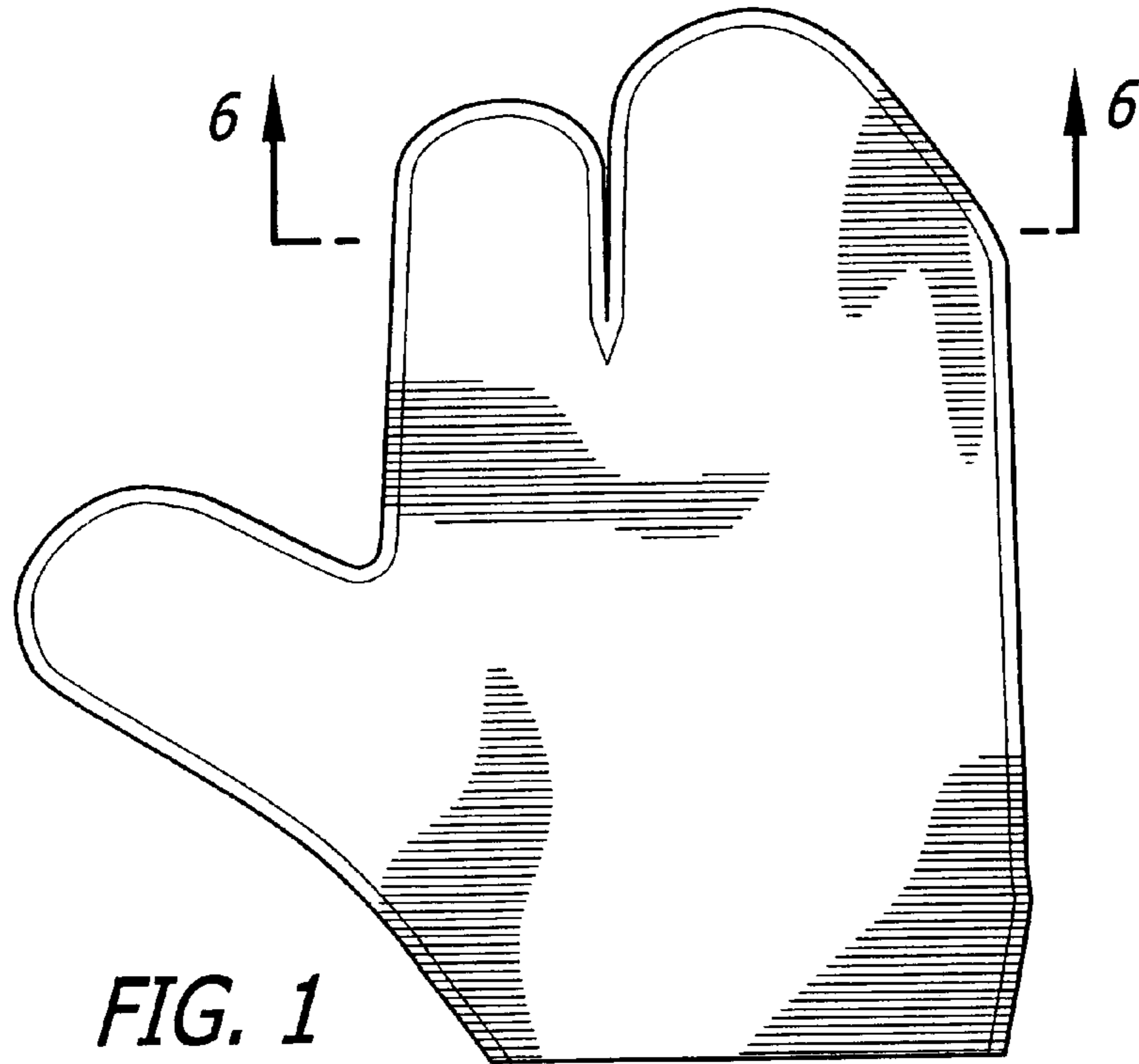




*FIG. 2*



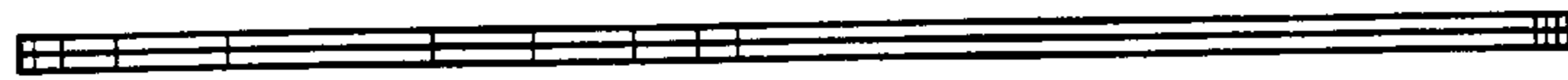
*FIG. 4*



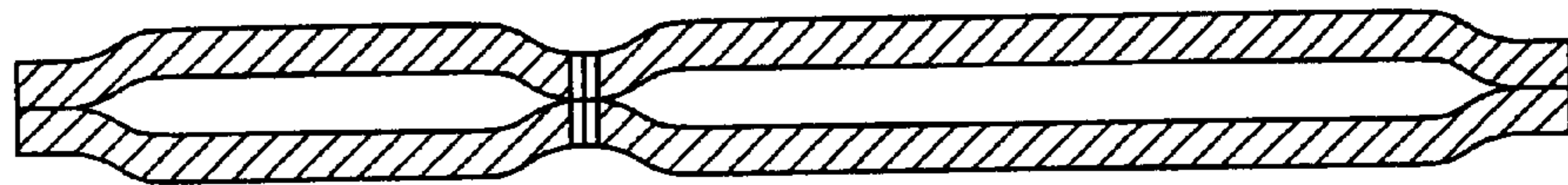
*FIG. 1*



*FIG. 5*



*FIG. 3*



*FIG. 6*