



US00D469578S

(12) **United States Design Patent**  
**Thorpe et al.**

(10) **Patent No.:** **US D469,578 S**

(45) **Date of Patent:** **\*\* Jan. 28, 2003**

(54) **COSMETIC CONTAINER**

(75) Inventors: **Timothy Thorpe**, Chislehurst (GB);  
**Rebecca Louise Goswell**, Richmond (GB)

(73) Assignee: **HCT Limited**, Hong Kong (CN)

(\*\*) Term: **14 Years**

(21) Appl. No.: **29/166,149**

(22) Filed: **Aug. 22, 2002**

(51) **LOC (7) Cl.** ..... **28-02**

(52) **U.S. Cl.** ..... **D28/79; D28/83; D28/4**

(58) **Field of Search** ..... **D28/4, 76-84; D9/307, 332, 333, 341, 347, 418, 420, 423; 132/286-318; 206/235, 581, 823, 457; 220/DIG. 26**

(56) **References Cited**

**U.S. PATENT DOCUMENTS**

1,761,615	A	*	6/1930	Coryell	.....	132/296
D157,495	S	*	2/1950	Howe	.....	D9/329
D206,845	S	*	1/1967	Ross	.....	D28/76
D288,062	S	*	2/1987	Aronson	.....	D9/332
D298,106	S	*	10/1988	Zutler	.....	D9/308
D310,735	S	*	9/1990	Ferrari	.....	D28/76
D422,753	S	*	4/2000	Einarson	.....	D28/77
D427,724	S		7/2000	Longo	.....	D28/4

**FOREIGN PATENT DOCUMENTS**

JP	60067408	A	4/1985		
JP	4077410	A	*	3/1992	..... A61K/7/00
JP	2000-166638	A	*	6/2000	..... A45D/33/18
WO	DM/057835		*	9/2001	..... 28/3

**OTHER PUBLICATIONS**

Hong Kong Toys Jan. 1998, 1) p. 26: item No. 980039 in 6th row at right. 2) p. 638: items 9311 and 5351.\*

Hong Kong Toys, Feb. 2001, p. 9: compact shown by arrow.\*

\* cited by examiner

*Primary Examiner*—Ted Shooman

*Assistant Examiner*—C Tuttle

(74) *Attorney, Agent, or Firm*—Norris, McLaughlin & Marcus

(57) **CLAIM**

The ornamental design for a cosmetic container, as shown and described.

**DESCRIPTION**

FIG. 1 is a top perspective view showing our new design with its cover in a closed position;  
 FIG. 2 is a top plan view showing the cover in its closed position;  
 FIG. 3 is a front end elevational view showing the cover in its closed position;  
 FIG. 4 is a right side elevational view showing the cover in its closed position;  
 FIG. 5 is a back end elevational view showing the cover in its closed position;  
 FIG. 6 is a left side elevational view showing the cover in its closed position;  
 FIG. 7 is a bottom plan view showing the cover in its closed position; and,  
 FIG. 8 is a top perspective view showing the cover in its open position.

**1 Claim, 3 Drawing Sheets**

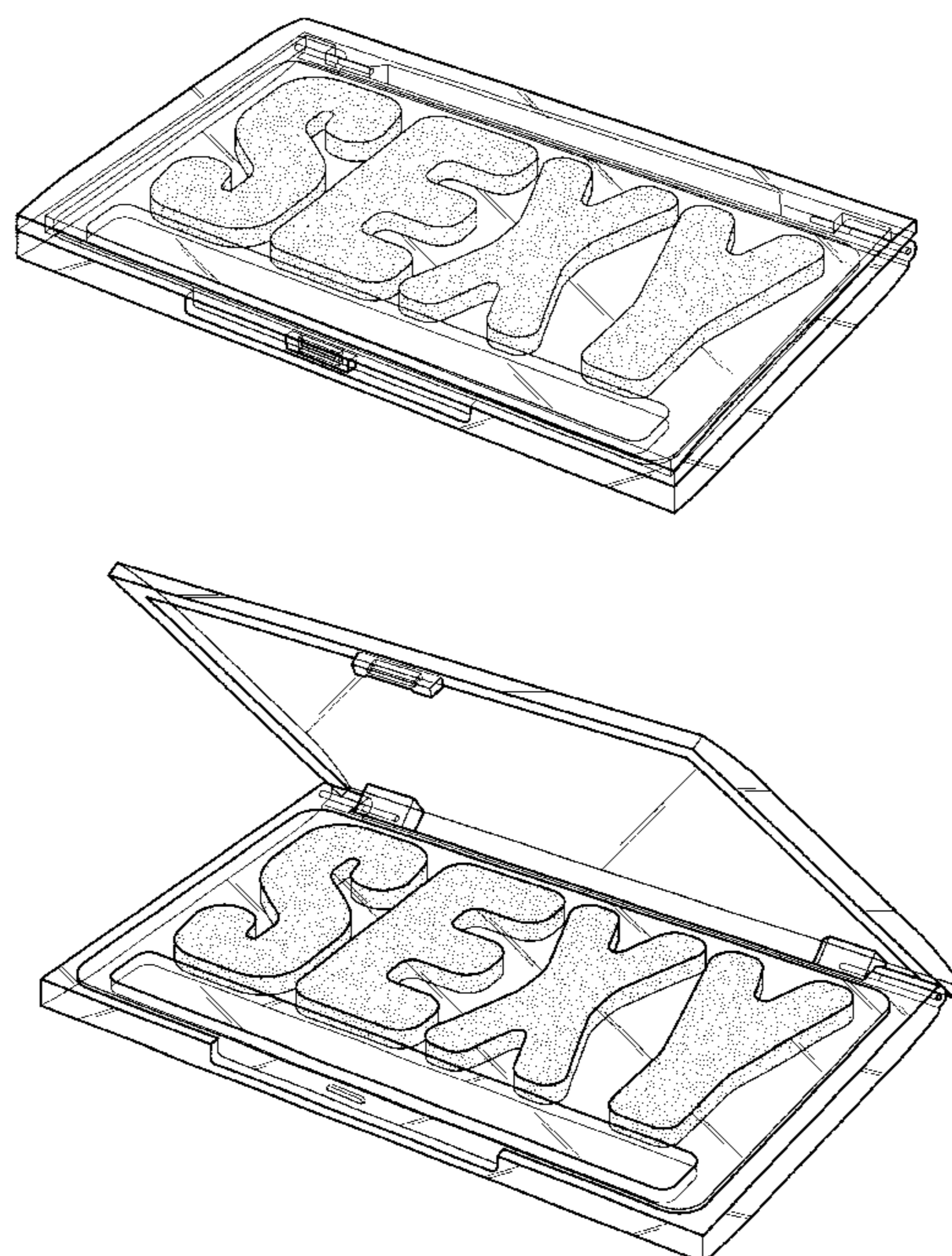


FIG. 1

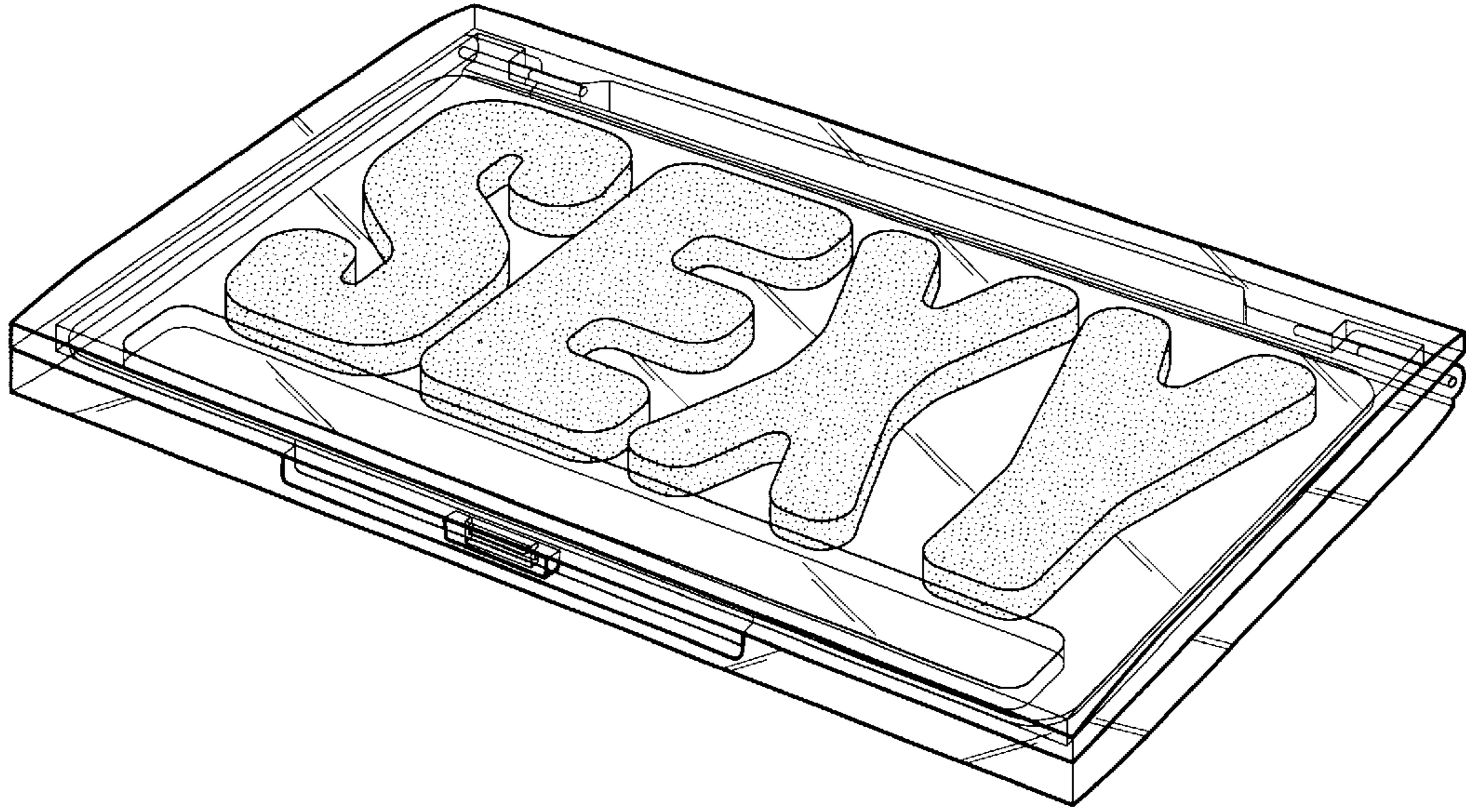


FIG. 2



FIG. 3

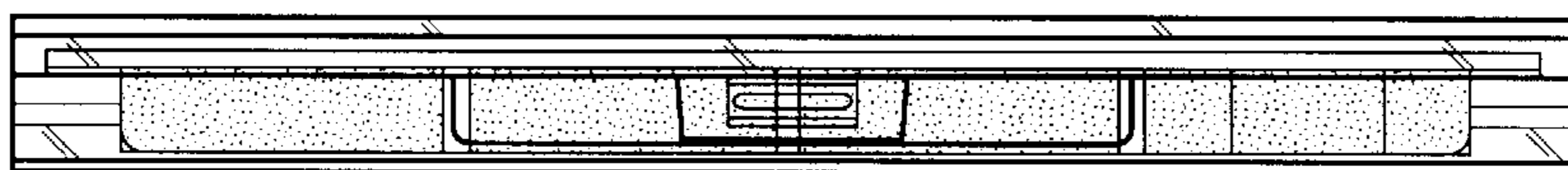


FIG. 4

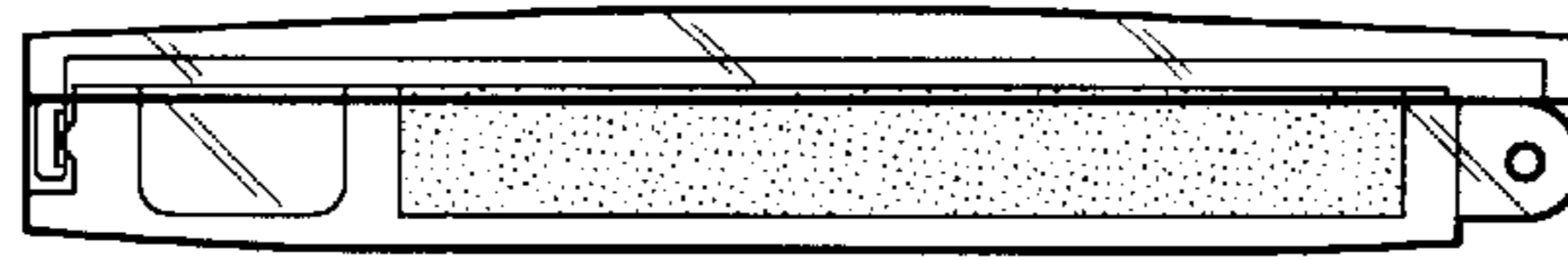


FIG. 5

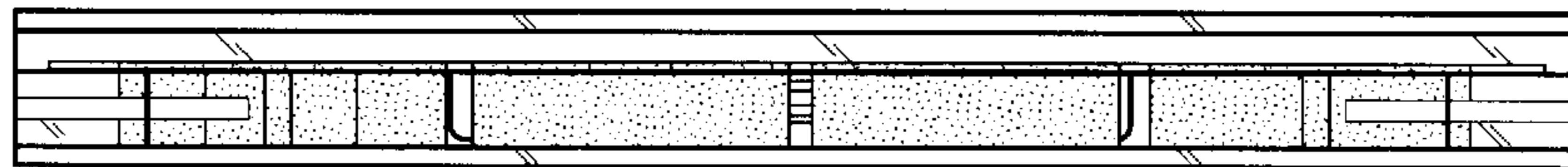


FIG. 6

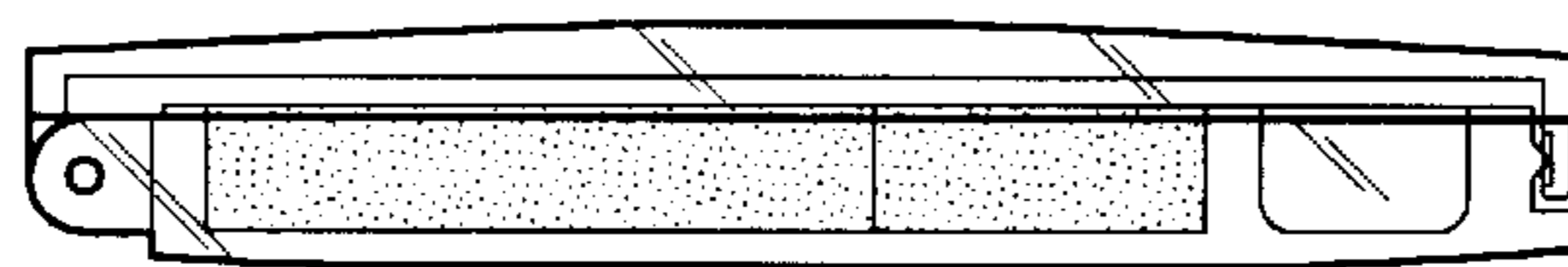


FIG. 7

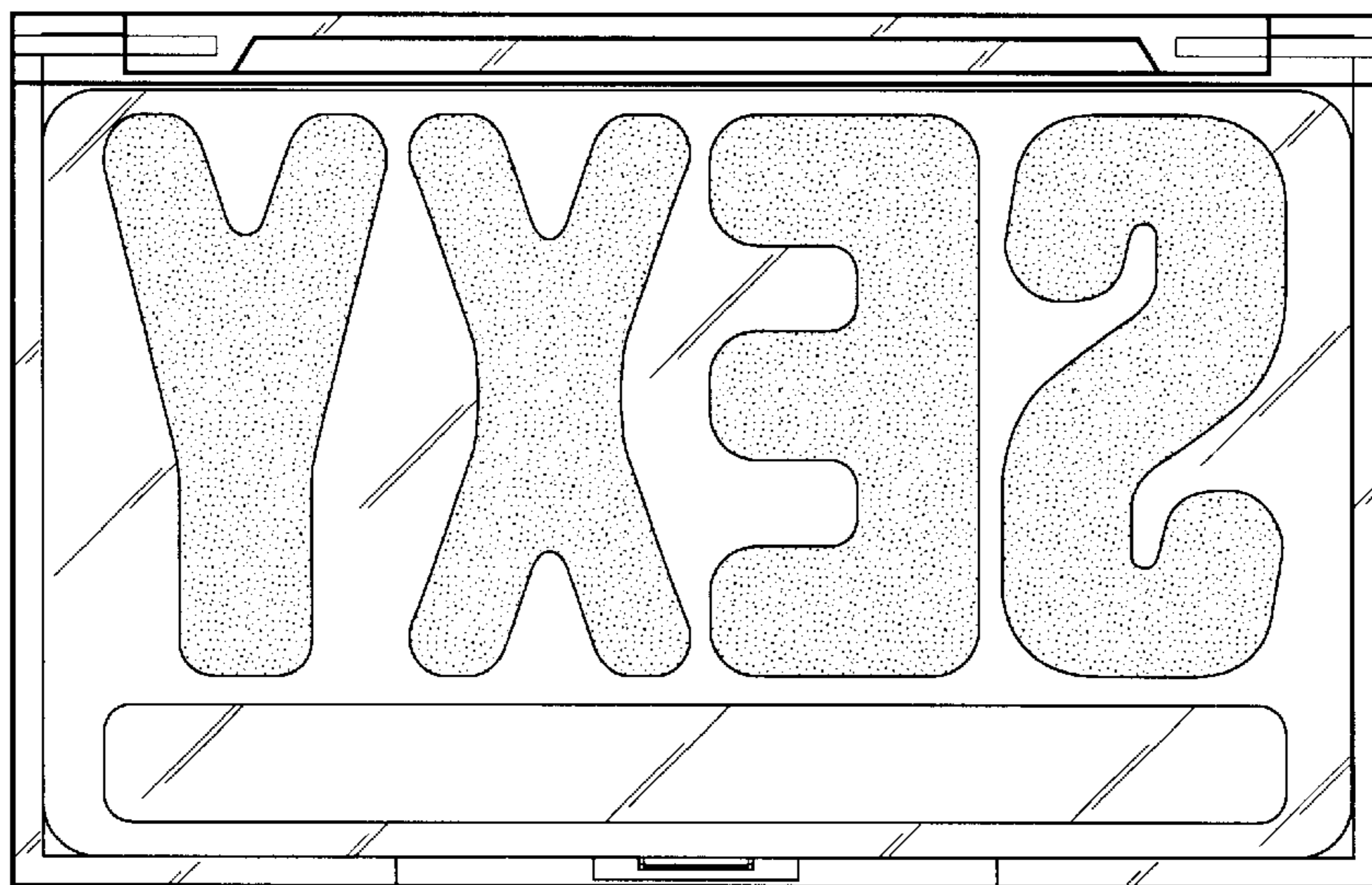


FIG. 8

