



US00D469573S

(12) **United States Design Patent**
Pinchuk

(10) **Patent No.:** **US D469,573 S**

(45) **Date of Patent:** **** Jan. 28, 2003**

(54) **PERSONAL GROOMING DEVICE**

D388,543 S * 12/1997 Eguchi et al. D28/53

(75) Inventor: **Rene C. Pinchuk**, Kensington, CA
(US)

(73) Assignee: **Sharper Image Corporation**, San
Francisco, CA (US)

(**) Term: **14 Years**

(21) Appl. No.: **29/139,624**

(22) Filed: **Apr. 2, 2001**

Related U.S. Application Data

(63) Continuation of application No. 29/094,320, filed on Sep.
30, 1998, now abandoned.

(51) **LOC (7) Cl.** **28-03**

(52) **U.S. Cl.** **D28/10; D28/44; D28/50;**
D28/54

(58) **Field of Search** D28/44, 45, 49-53;
30/29.5, 34.05, 34.1, 34.2, 42, 43, 43.1-43.9,
43.91, 43.92

(56) **References Cited**

U.S. PATENT DOCUMENTS

D110,792 S	*	8/1938	Bahr	D28/50
D198,022 S	*	4/1964	Edwards	D28/50
D233,957 S	*	12/1974	Struck	D28/53
D302,345 S	*	7/1989	Rubin	D28/53
D305,162 S	*	12/1989	Mockovak	D28/53
D319,711 S	*	9/1991	Fujisawa	D28/50
D368,984 S	*	4/1996	Nakashima et al.	D28/53

OTHER PUBLICATIONS

Hong Kong Enterprise Oct. 1996, p. 232: item No. NT-1.*
The Sharper Image Catalog, Jul. 1995, p. 86.
The Sharper Image Catalog, Nov. 1996, p. 35.
The Sharper Image Catalog, Sep. 1997, pp. 3, and 54.

* cited by examiner

Primary Examiner—Ted Shooman

Assistant Examiner—C Tuttle

(74) *Attorney, Agent, or Firm*—Fliesler Dubb Meyer &
Lovejoy LLP

(57) **CLAIM**

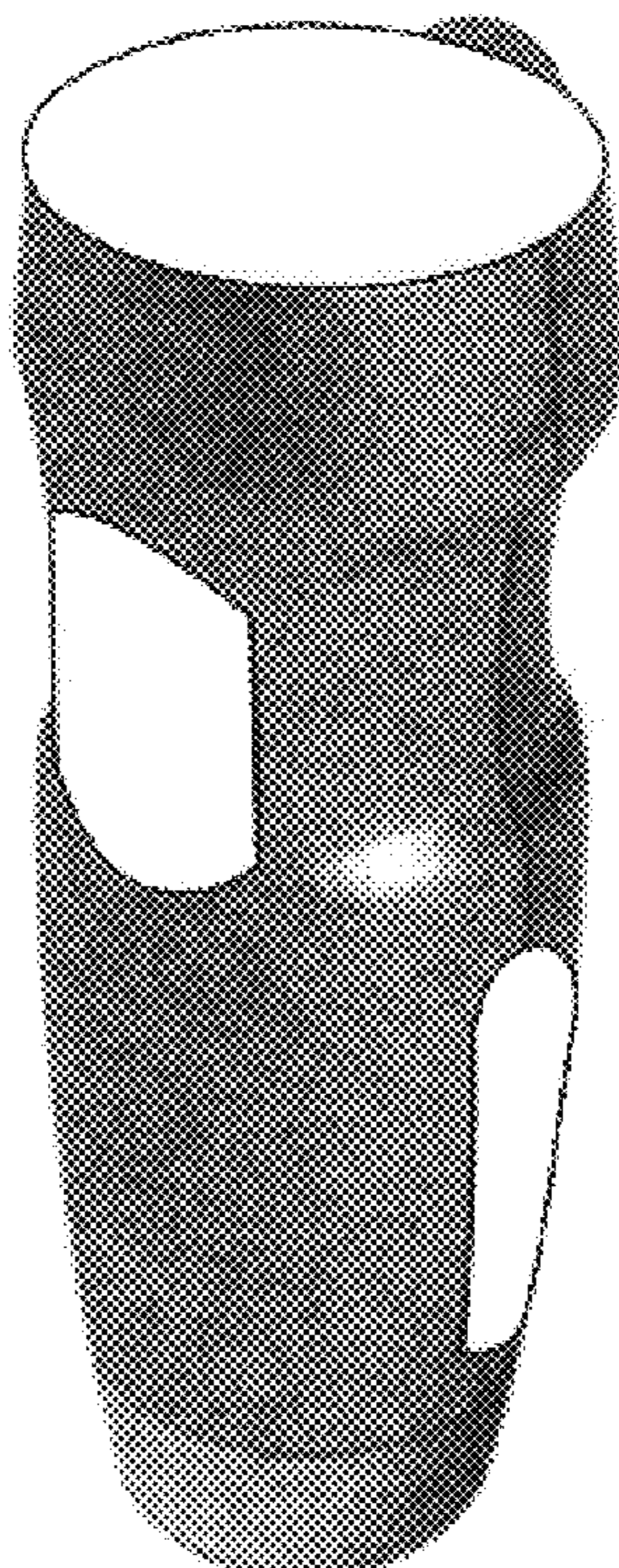
The ornamental design for personal grooming device, as
shown and described.

DESCRIPTION

FIG. 1 is a front perspective view of a personal grooming
device showing my new design;
FIG. 2 is a rear perspective view thereof;
FIG. 3 is a left side view thereof;
FIG. 4 is a right side view thereof;
FIG. 5 is a front view thereof;
FIG. 6 is a rear view thereof;
FIG. 7 is a top plan view thereof; and,
FIG. 8 is a bottom plan view thereof.

The broken lines on the drawings are shown for illustrative
purposes only; neither the broken lines nor the appearance
within the unshaded areas form a part of the claimed design.

1 Claim, 4 Drawing Sheets






FIG. 1

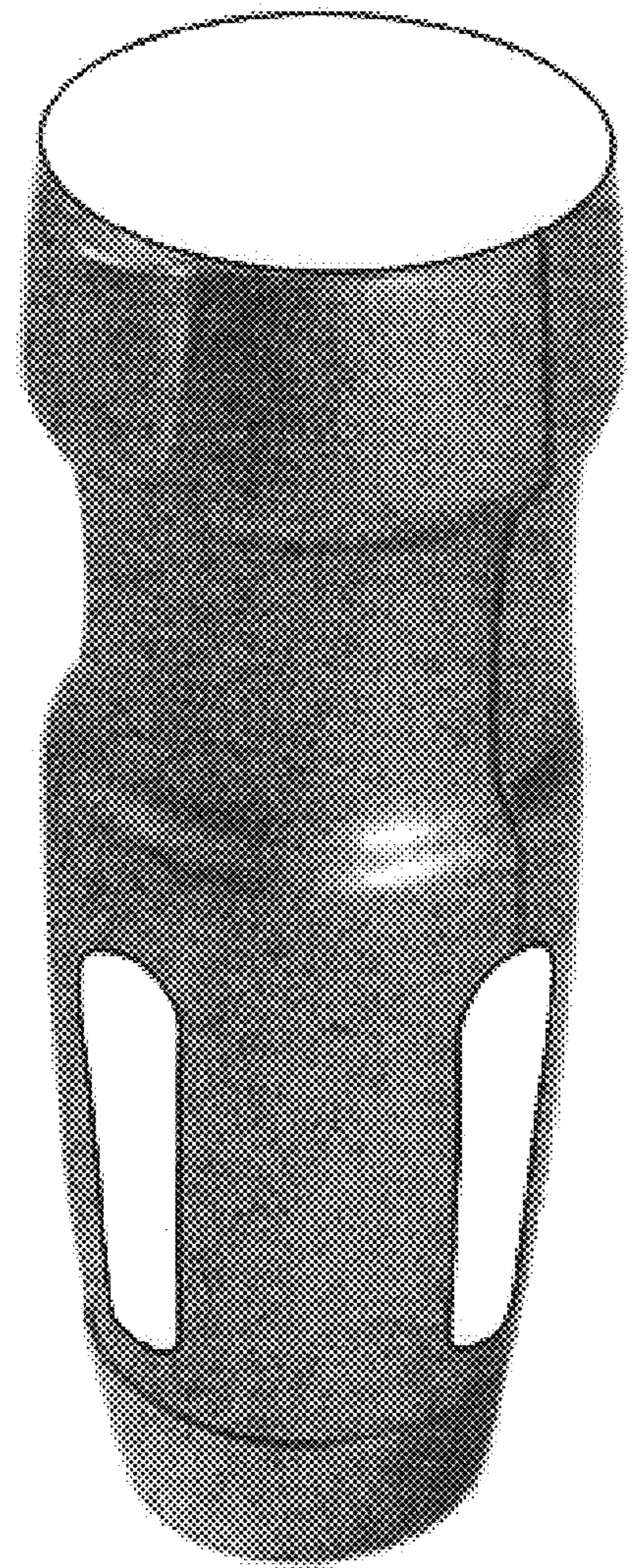


FIG. 2

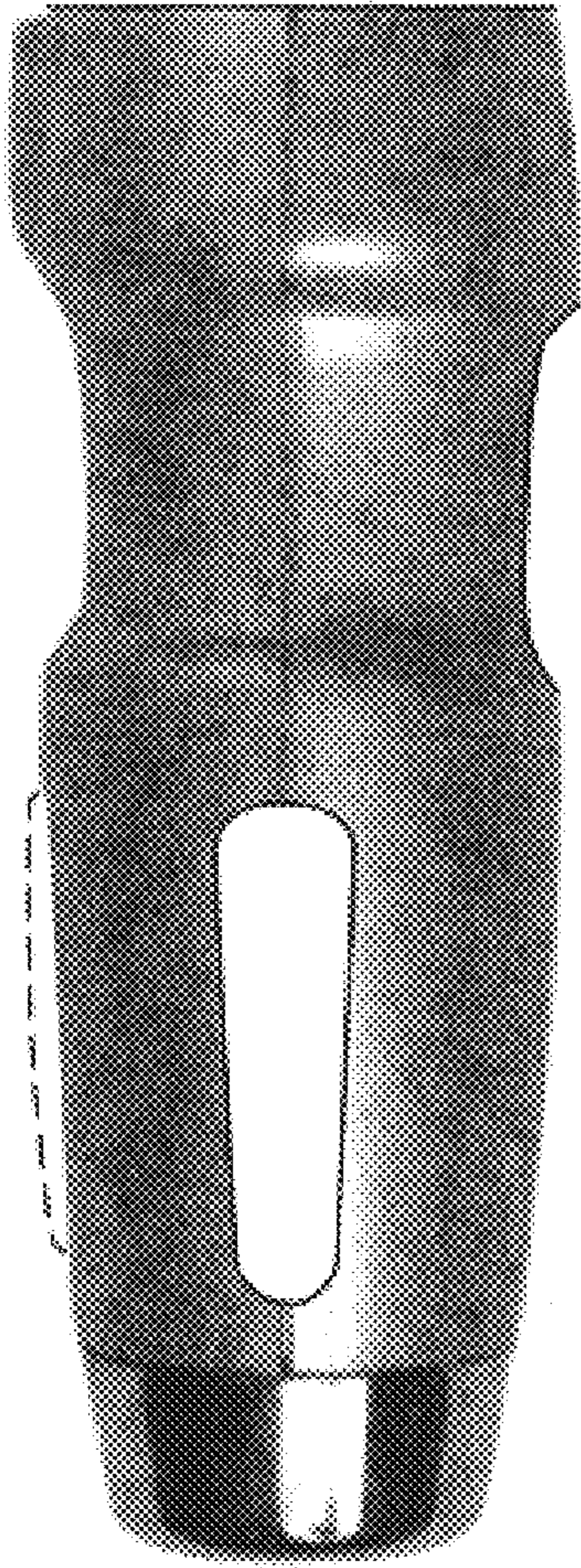


FIG. 3




FIG. 4




FIG. 5

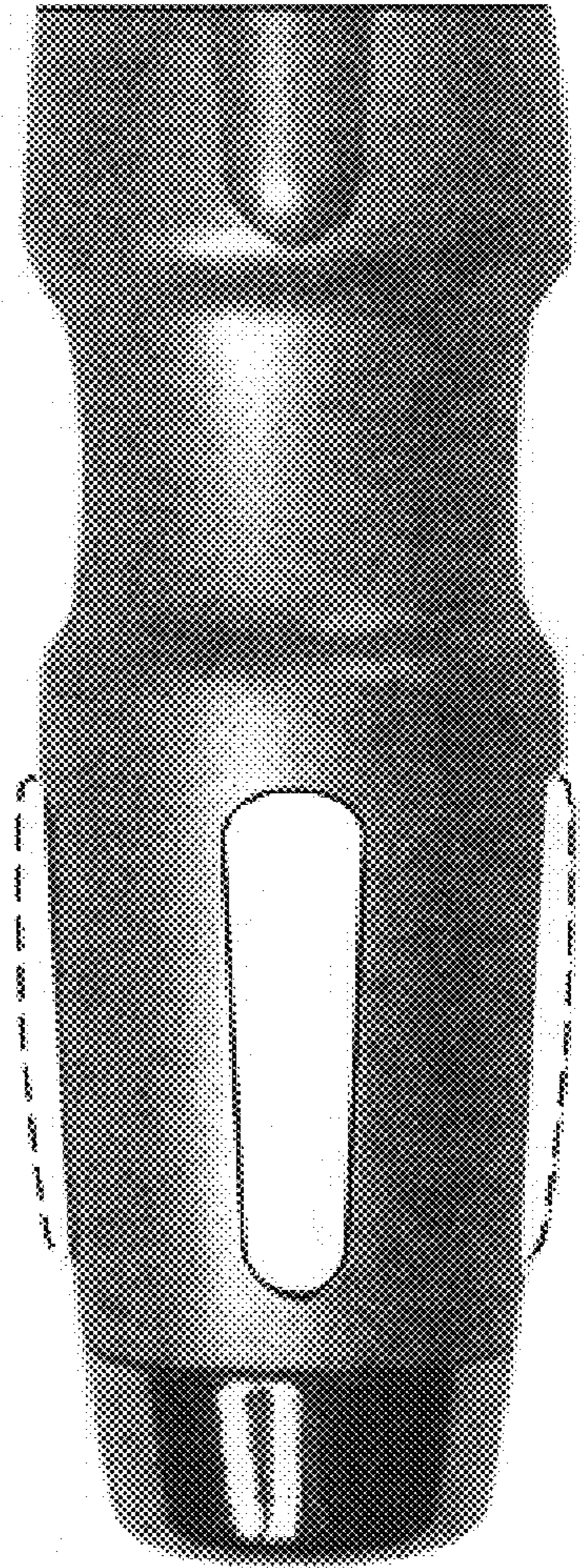


FIG. 6




FIG. 7

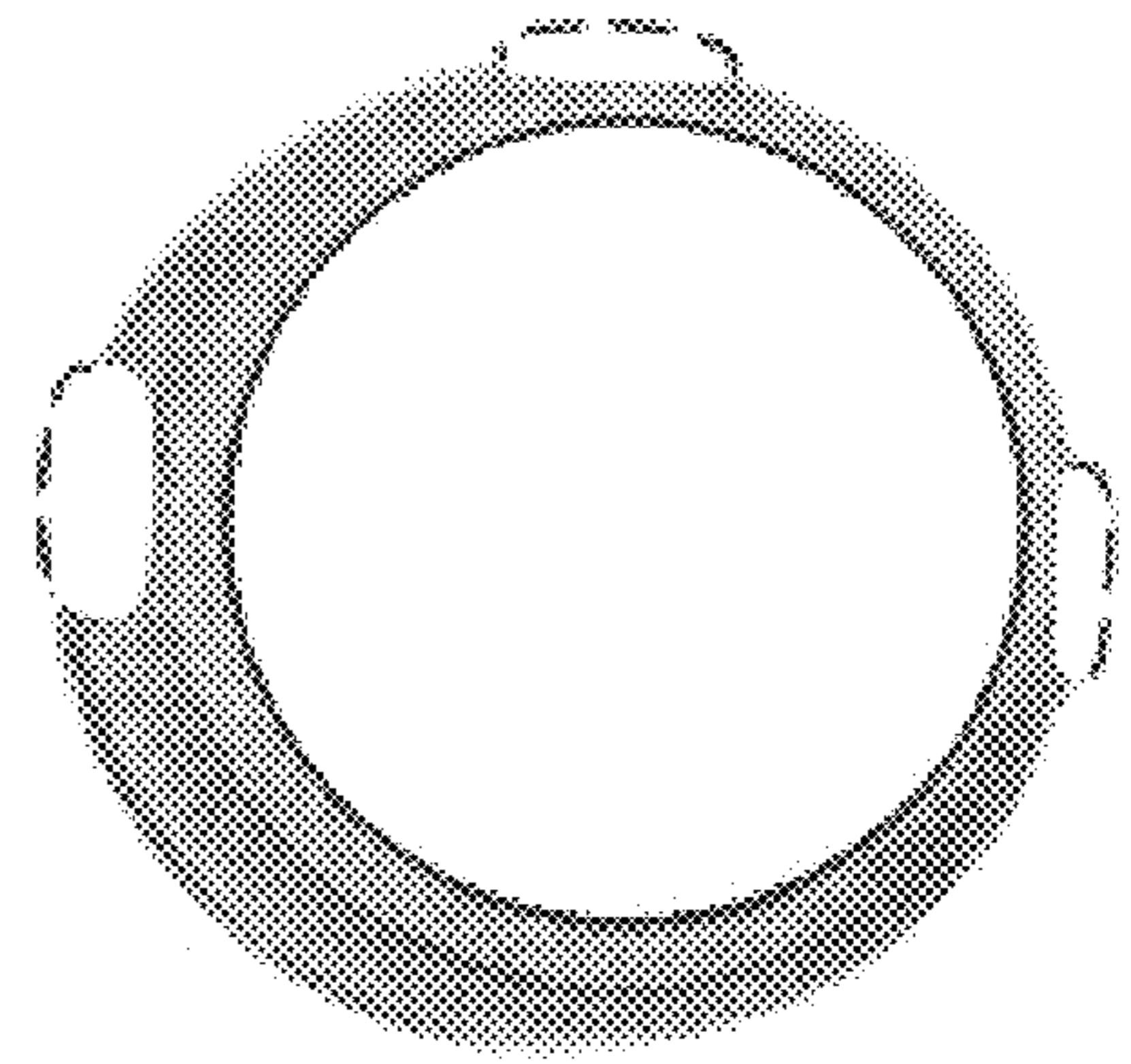


FIG. 8