



US00D469571S

(12) **United States Design Patent**  
**Franzblau**

(10) **Patent No.:** **US D469,571 S**

(45) **Date of Patent:** **\*\* Jan. 28, 2003**

(54) **BASKETBALL END CAP FOR CIGAR TUBE**

(76) **Inventor:** **Robert Franzblau, 5401 Hangar Ct., Tampa, FL (US) 33634**

(\*\*) **Term:** **14 Years**

(21) **Appl. No.:** **29/162,486**

(22) **Filed:** **Jun. 17, 2002**

(51) **LOC (7) Cl.** ..... **27-06**

(52) **U.S. Cl.** ..... **D27/193; D9/441**

(58) **Field of Search** ..... **D27/183, 192, D27/193; 215/296; 131/256; 206/236, 265, 270, 276; D9/439-441, 306**

(56) **References Cited**

**U.S. PATENT DOCUMENTS**

D57,173 S	2/1921	Tillman	
D176,659 S	1/1956	Epperson et al.	
D237,807 S	11/1975	Russell et al.	
D373,310 S	* 9/1996	Trautmann	..... D9/441
D380,862 S	7/1997	Hasselgren et al.	
D395,731 S	6/1998	Olis	
5,862,809 A	1/1999	Nicotra	

D405,224 S	2/1999	Falconio
D410,567 S	6/1999	Savarino
D412,374 S	7/1999	Harasyn
D417,929 S	12/1999	Yount
D428,195 S	7/2000	Knudsen
D428,196 S	7/2000	Kaufman et al.
D437,776 S	2/2001	Pullan

\* cited by examiner

*Primary Examiner*—Jennifer Rivard

(74) *Attorney, Agent, or Firm*—Pettis & Van Royen, PA

(57) **CLAIM**

The ornamental design for a basketball end cap for cigar tube, as shown and described.

**DESCRIPTION**

FIG. 1 is a front and side exploded perspective view of the end cap, with the tube shown in broken lines for environmental purposes only;

FIG. 2 is a bottom plan view thereof;

FIG. 3 is a side elevation thereof; and,

FIG. 4 is a top plan view thereof.

**1 Claim, 1 Drawing Sheet**

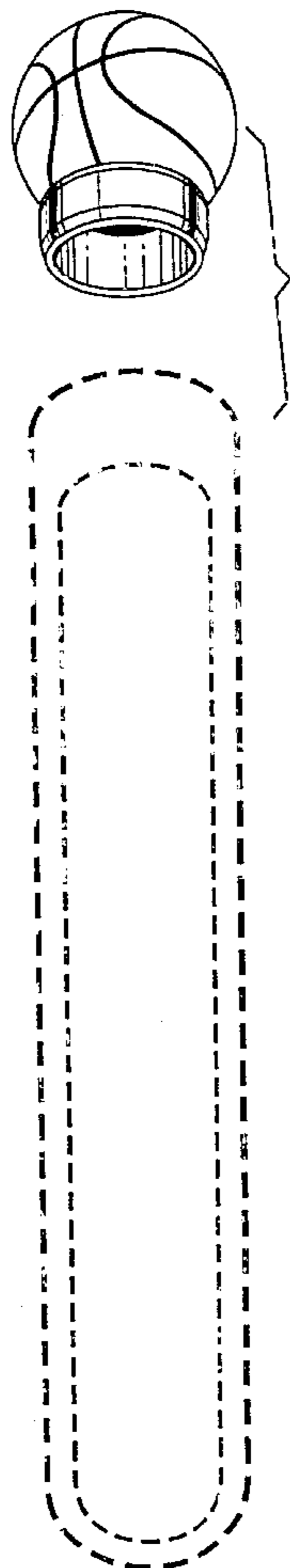


FIG. 1

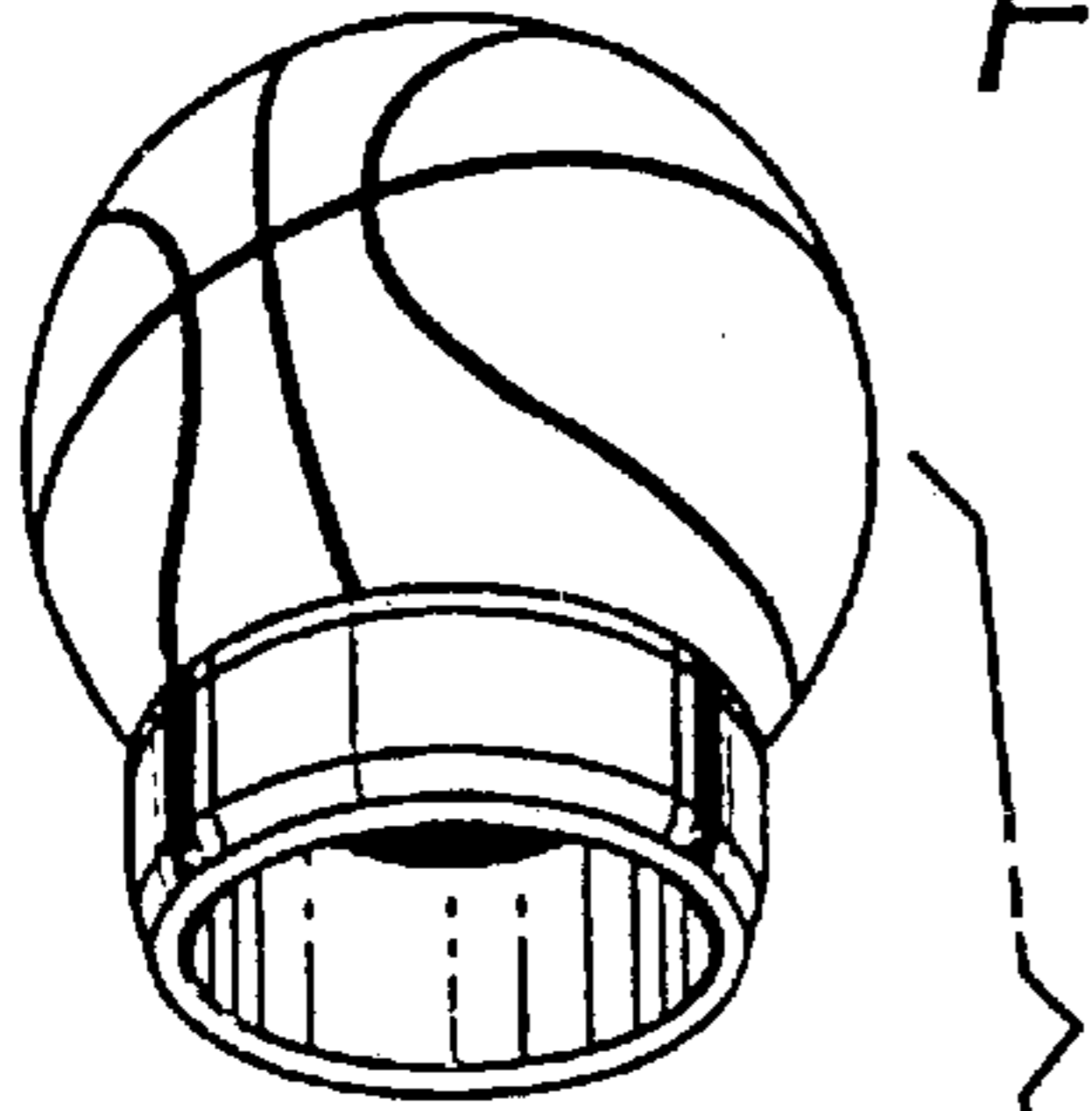


FIG. 2


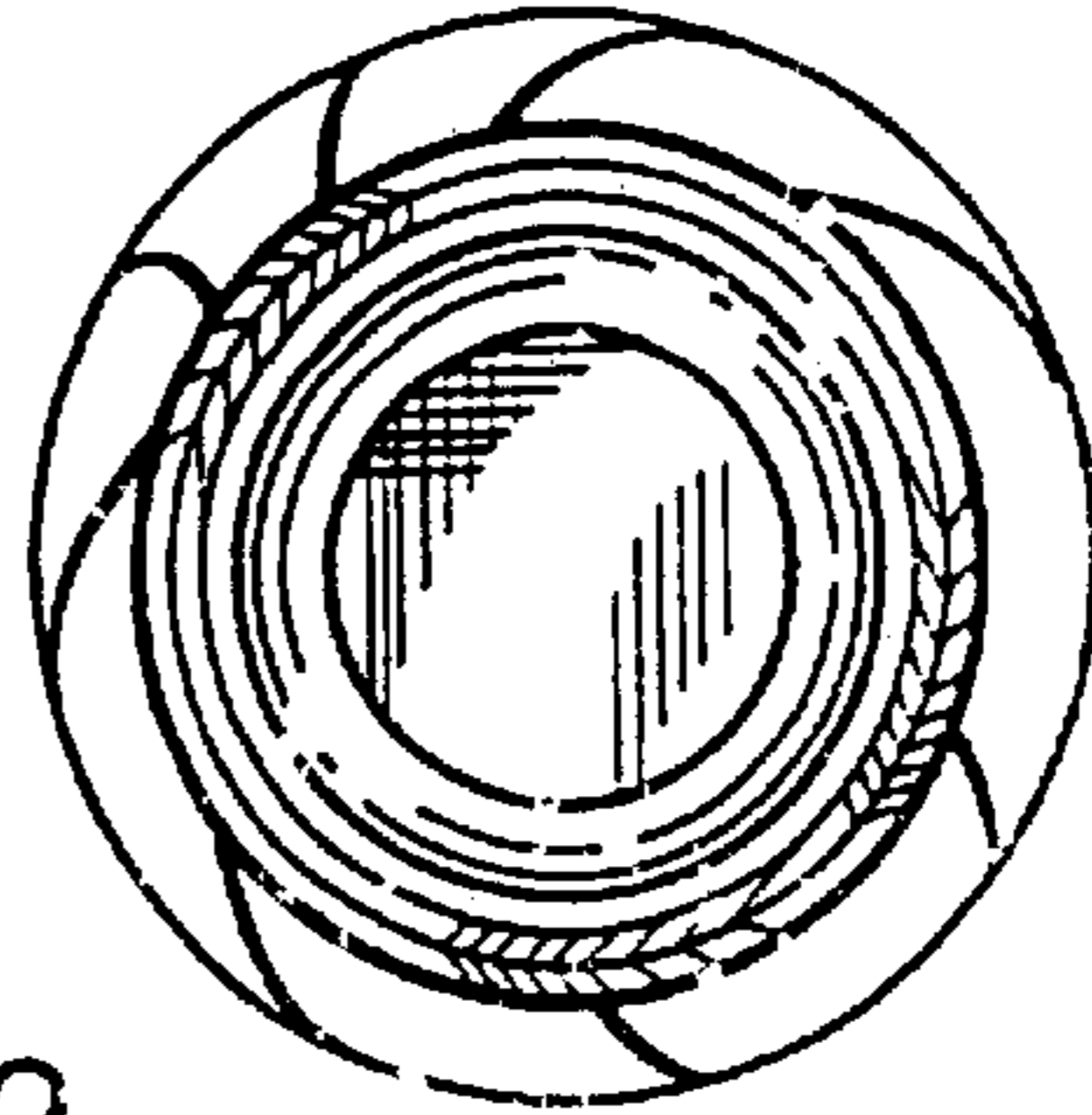


FIG. 3




FIG. 4

