

US00D469569S

(12) **United States Design Patent**  
**Xiu**

(10) **Patent No.:** **US D469,569 S**

(45) **Date of Patent:** **\*\* Jan. 28, 2003**

(54) **UTILITY PIEZOELECTRIC LIGHTER**

D452,932 S \* 1/2002 Wong ..... D27/157  
D460,579 S \* 7/2002 Chen ..... D27/157

(75) **Inventor:** **Min De Xiu**, El Monte, CA (US)

\* cited by examiner

(73) **Assignee:** **Zreative Products Inc.**, El Monte, CA (US)

*Primary Examiner*—Jennifer Rivard  
(74) *Attorney, Agent, or Firm*—Raymond Y. Chan; David and Raymond Patent Group

(\*\*) **Term:** **14 Years**

(21) **Appl. No.:** **29/161,794**

(22) **Filed:** **Jun. 5, 2002**

(51) **LOC (7) Cl.** ..... **27-05**

(52) **U.S. Cl.** ..... **D27/157**

(58) **Field of Search** ..... D27/141–143,  
D27/152–157, 159, 160; 431/273–277,  
255, 254, 256, 143, 151

(57) **CLAIM**

The ornamental design for a utility piezoelectric lighter, as shown.

**DESCRIPTION**

FIG. 1 is a perspective view showing my new design.

FIG. 2 is a front view thereof.

FIG. 3 is a rear view thereof.

FIG. 4 is a right end view thereof.

FIG. 5 is a left end view thereof.

FIG. 6 is a top view thereof; and,


FIG. 7 is a bottom view thereof.

(56) **References Cited**

**U.S. PATENT DOCUMENTS**

D351,043 S \* 9/1994 Parker et al. .... D27/154

**1 Claim, 7 Drawing Sheets**








FIG. 1






FIG. 2






FIG. 3




FIG. 4






FIG. 5




FIG. 6




FIG. 7