



US00D469558S

(12) **United States Design Patent**  
**DiPasquale**

(10) **Patent No.:** **US D469,558 S**

(45) **Date of Patent:** **\*\* Jan. 28, 2003**

(54) **LANDSCAPE LIGHTING FIXTURE**

(75) **Inventor:** **Charles J. DiPasquale, Argyle, TX (US)**

(73) **Assignee:** **Smart Industries, Inc., Carrollton, TX (US)**

(\*\*) **Term:** **14 Years**

(21) **Appl. No.:** **29/160,120**

(22) **Filed:** **May 3, 2002**

(51) **LOC (7) Cl.** ..... **26-05**

(52) **U.S. Cl.** ..... **D26/67; D26/87**

(58) **Field of Search** ..... **D26/67-72, 85, D26/87, 92; 362/153.1, 183, 276, 431, 153, 147, 157, 363, 367**

(56) **References Cited**

**U.S. PATENT DOCUMENTS**

- D313,868 S \* 1/1991 Shyu ..... D26/87
- D437,073 S \* 1/2001 De'Armond ..... D26/72
- D439,360 S \* 3/2001 Berry ..... D26/87

- D440,344 S \* 4/2001 De'Armond ..... D26/87
- D444,259 S \* 6/2001 Dolan ..... D26/87
- D458,404 S \* 6/2002 De'Armond ..... D26/87

\* cited by examiner

*Primary Examiner*—Alan P. Douglas

*Assistant Examiner*—Clare E. Heflin

(74) *Attorney, Agent, or Firm*—Dennis T. Griggs

(57) **CLAIM**

The ornamental design for a landscape lighting fixture, as shown and described.

**DESCRIPTION**

FIG. 1 is a front elevational view of a landscape lighting fixture showing my new design, the rear, left side and right side elevational views being a mirror image thereof;

FIG. 2 is a top plan view thereof;



FIG. 3 is a bottom plan view thereof;

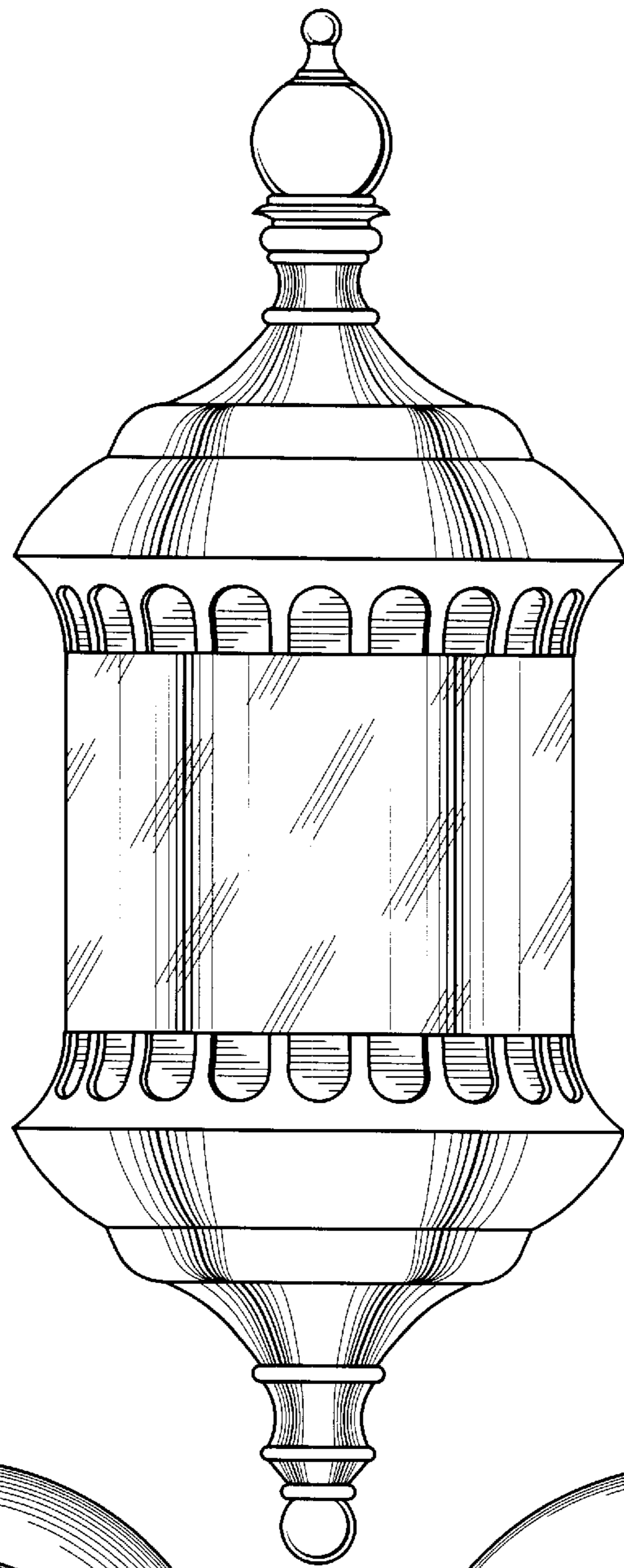
FIG. 4 is a perspective view thereof; and,

FIG. 5 is a front elevational view thereof.

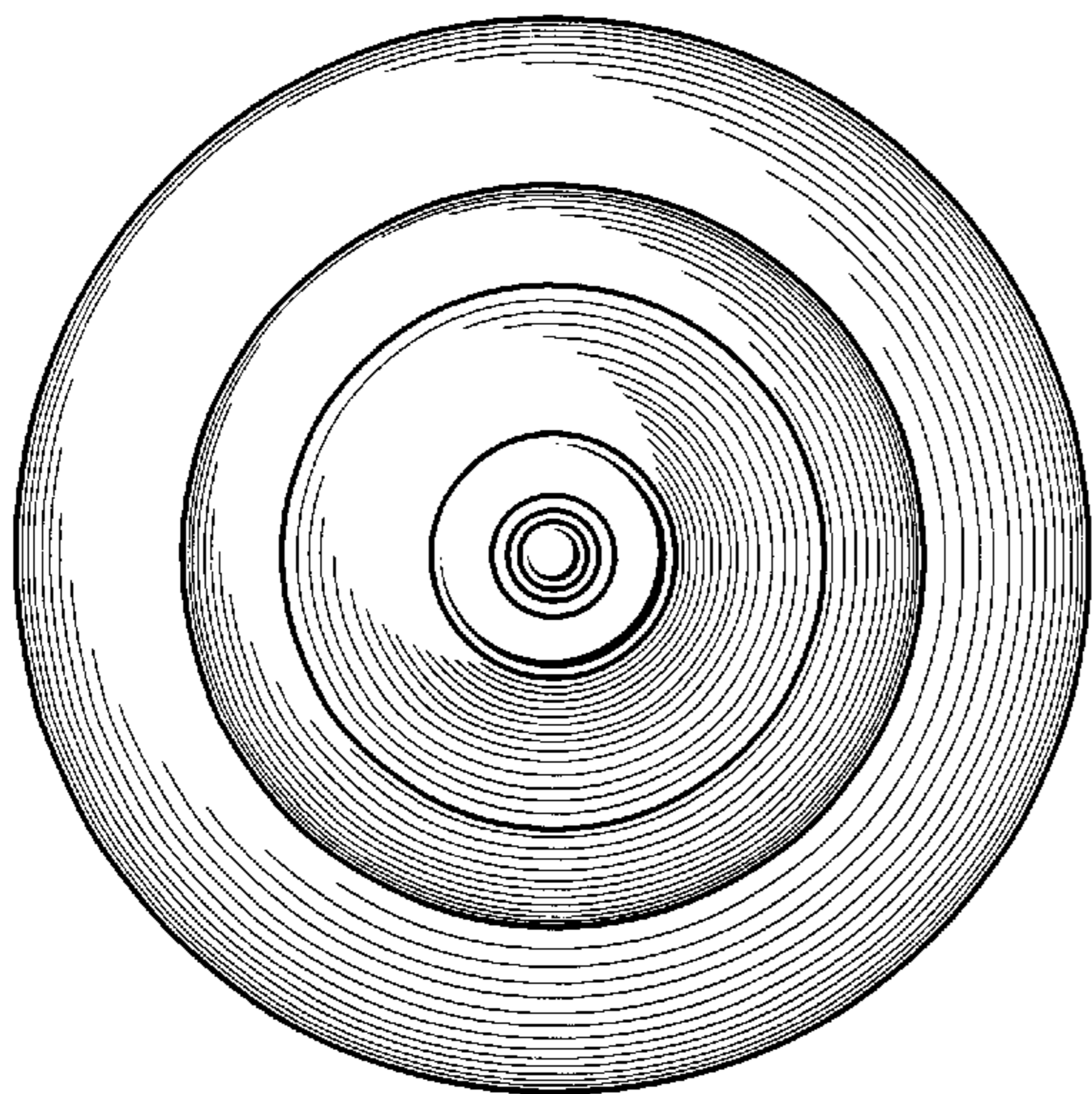
The broken lines shown in FIG. 5 represent environmental subject matter and form no part of the claimed design.

**1 Claim, 2 Drawing Sheets**

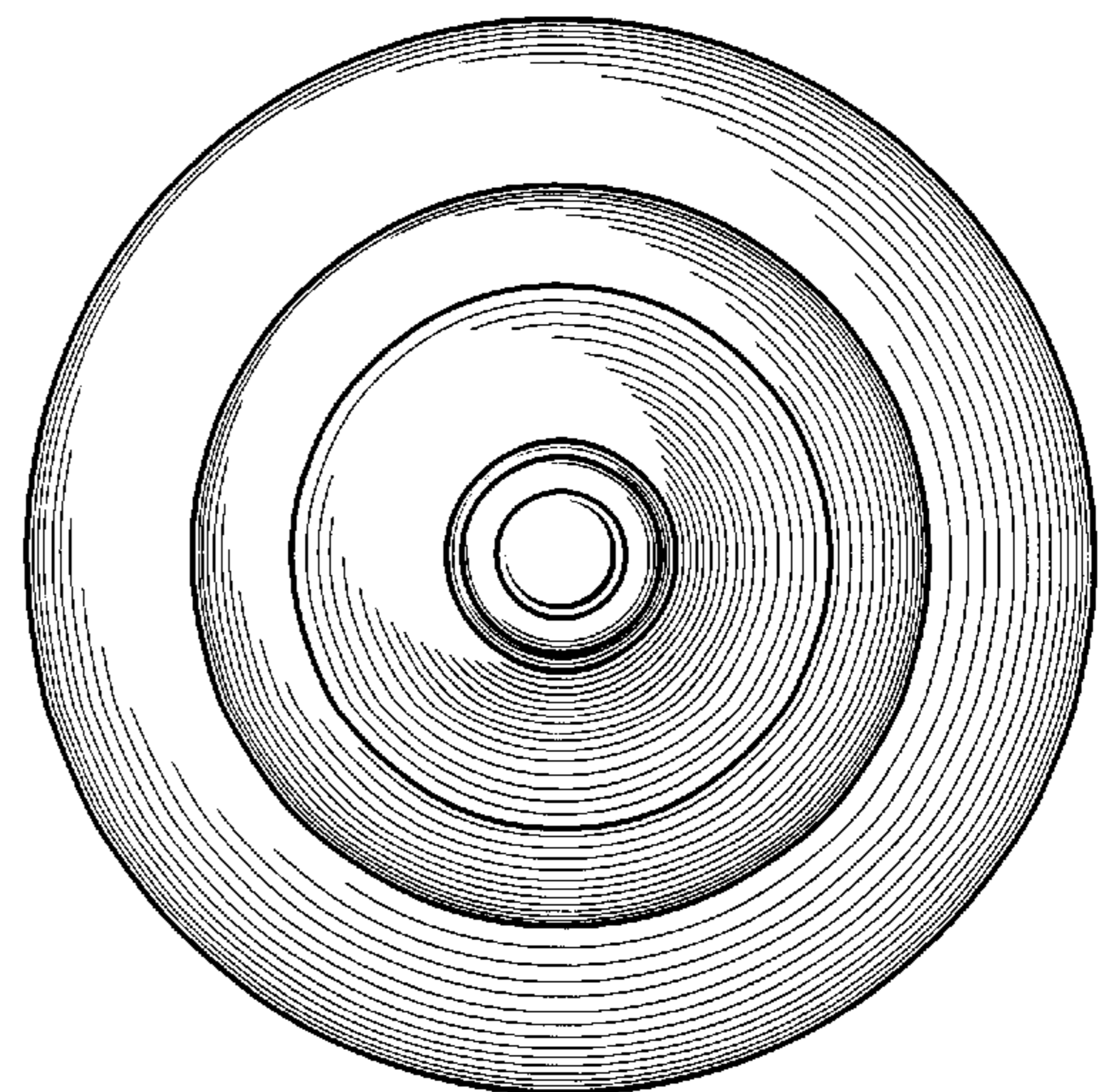




*Fig. 1*



*Fig. 2*



*Fig. 3*



