



US00D469546S

(12) **United States Design Patent**
Lilie et al.

(10) **Patent No.:** **US D469,546 S**

(45) **Date of Patent:** **** *Jan. 28, 2003**

(54) **WINDOW SCREEN FRAME WITH
RECTANGULAR FLANGE**

(75) Inventors: **Glenn T. Lilie**, Pearland, TX (US);
Fred B. Arehart, Pearland, TX (US)

(73) Assignee: **CPI Group, Inc.**, Pearland, TX (US)

(*) Notice: This patent is subject to a terminal disclaimer.

(**) Term: **14 Years**

(21) Appl. No.: **29/113,268**

(22) Filed: **Nov. 2, 1999**

(51) **LOC (7) Cl.** **25-02**

(52) **U.S. Cl.** **D25/60**

(58) **Field of Search** 160/371, 381;
D25/60, 48, 53; 52/656.7, 656.5

(56) **References Cited**

U.S. PATENT DOCUMENTS

2,040,556 A * 5/1936 Lawrence 160/371

2,624,428 A * 1/1953 Mason et al. 52/656.7

3,211,089 A * 10/1965 Messerschmitt 52/381

3,255,810 A * 6/1966 Rowbottam 160/371

D211,457 S * 6/1968 Anderson D25/60

* cited by examiner

Primary Examiner—Doris Clark

(74) *Attorney, Agent, or Firm*—Bracewell & Patterson,
L.L.P.

(57) **CLAIM**

The ornamental design for a window screen frame with rectangular flange, as shown and described.

DESCRIPTION

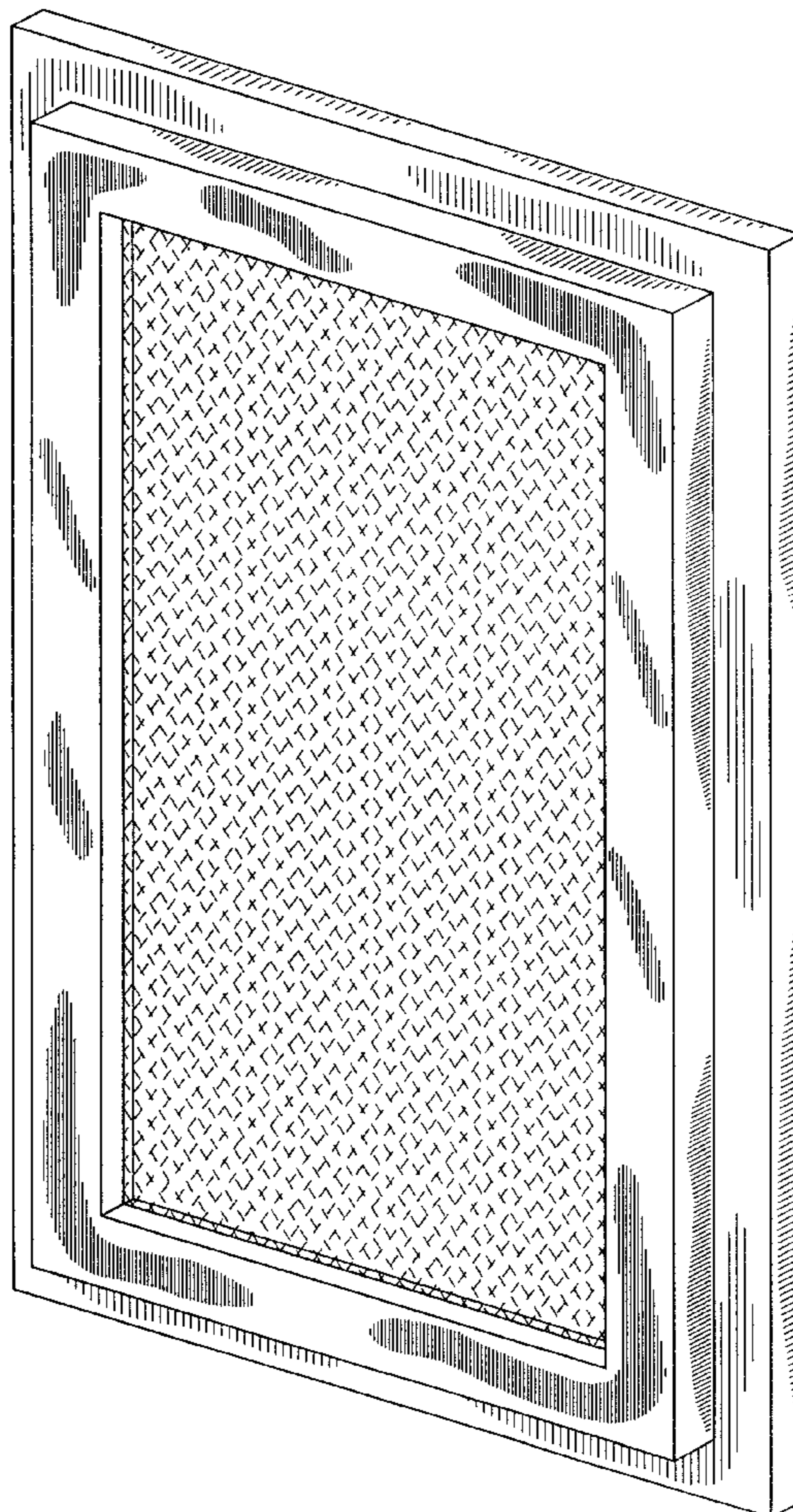
FIG. 1 is a perspective view of a window screen frame with rectangular flange showing a mesh in broken lines for illustrative purposes only, and forms no part of the claimed design;

FIG. 2 is a front view thereof;

FIG. 3 is a back view thereof; and,

FIG. 4 is a side view thereof.

1 Claim, 2 Drawing Sheets



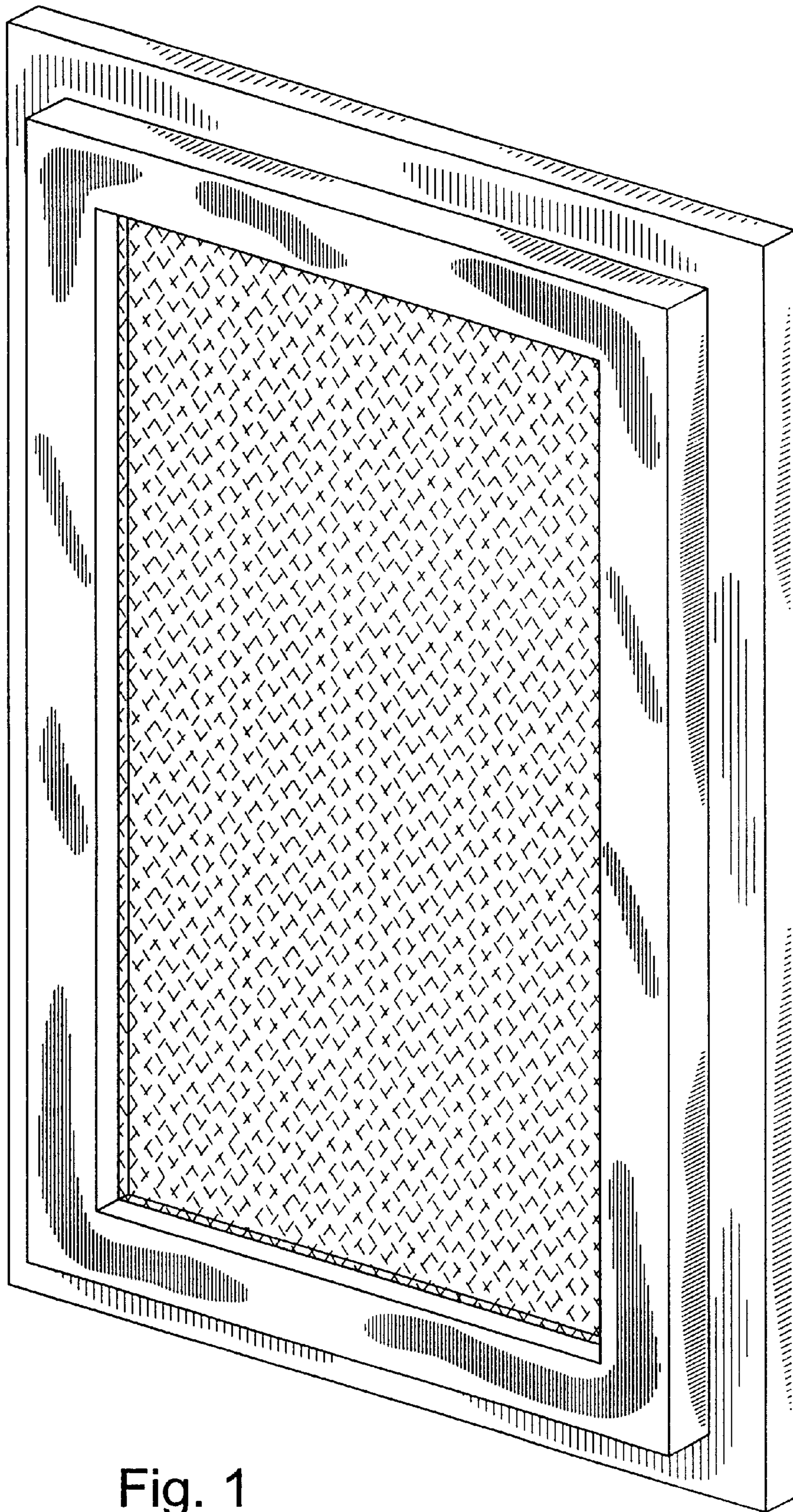


Fig. 1



Fig. 4




Fig. 3




Fig. 2