



US00D469542S

(12) **United States Design Patent**
Gerth

(10) **Patent No.:** **US D469,542 S**

(45) **Date of Patent:** **** Jan. 28, 2003**

(54) **HAND WAND FOR MASSAGING APPARATUS**

D397,225 S * 8/1998 Lange et al. D24/215
D410,748 S * 6/1999 Hunsucker et al. D24/200

(75) **Inventor:** **Gayle B. Gerth**, Dana Point, CA (US)

* cited by examiner

(73) **Assignee:** **InSeat Solutions, LLC**, Costa Mesa, CA (US)

Primary Examiner—Stella Reid

(74) *Attorney, Agent, or Firm*—Fulwider Patton Lee & Utecht, LLP

(**) **Term:** **14 Years**

(57) **CLAIM**

(21) **Appl. No.:** **29/148,984**

The ornamental design for a hand wand for massaging apparatus, as shown and described.

(22) **Filed:** **Sep. 28, 2001**

DESCRIPTION

(51) **LOC (7) Cl.** **24-04**

(52) **U.S. Cl.** **D24/200**

(58) **Field of Search** D24/200; 601/53, 601/54, 56–58, 46, 49, 67, 68, 70, 79, 80, 97, 101

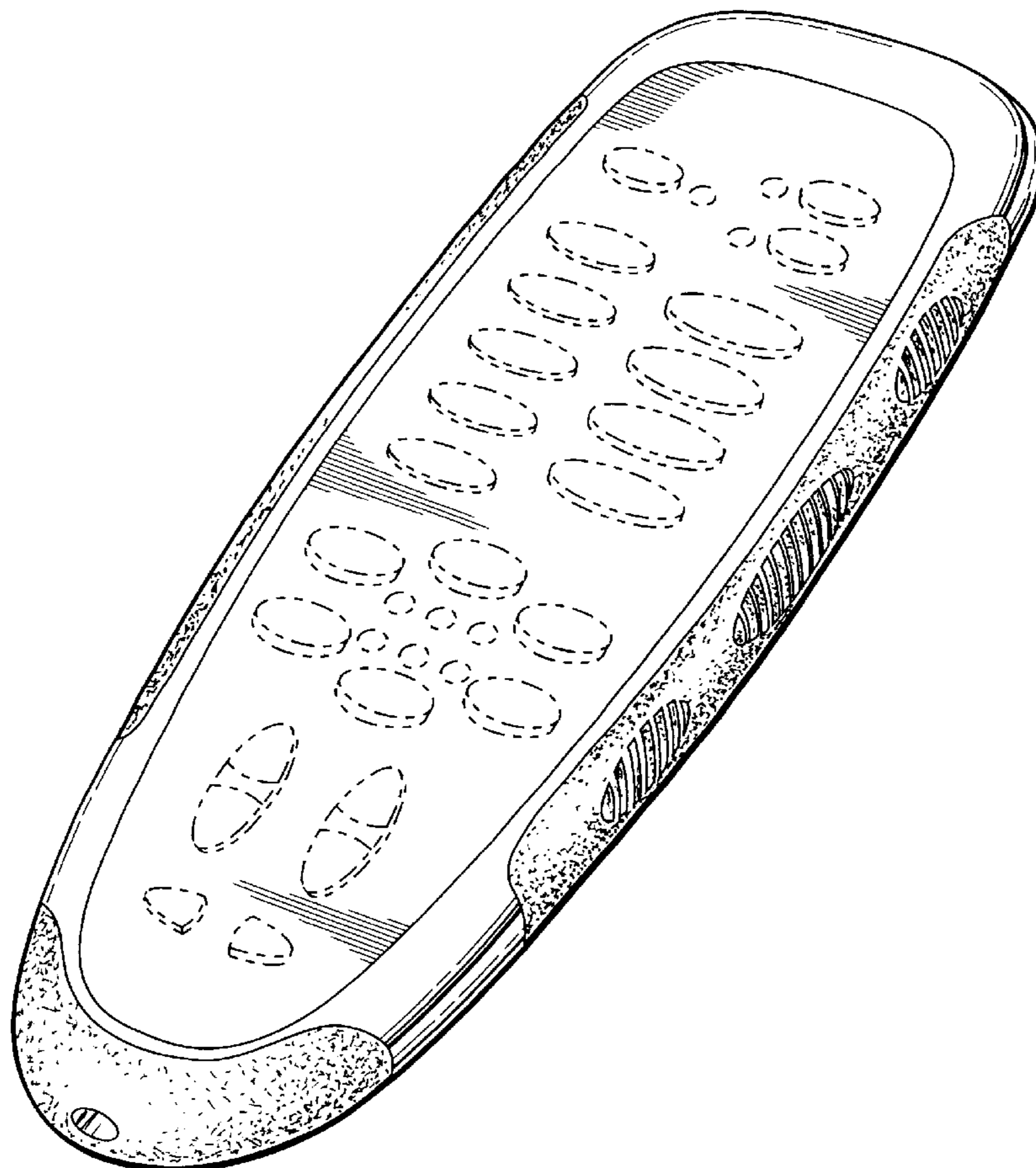
FIG. 1 is a front perspective view of a hand wand for massaging apparatus showing my new design; FIG. 2 is a left side elevational view thereof, of which the right side elevational view is substantially a mirror image; FIG. 3 is a top plan view thereof; FIG. 4 is a bottom plan view thereof; FIG. 5 is a front elevational view thereof; and, FIG. 6 is a rear elevational view thereof. The broken line showing is for illustrative purposes only and forms no part of the claimed design.

(56) **References Cited**

U.S. PATENT DOCUMENTS

- D363,552 S * 10/1995 Teo et al. D24/200
- D364,686 S * 11/1995 Teo et al. D24/200
- D365,639 S * 12/1995 Teo et al. D24/200
- D382,645 S * 8/1997 Bergeron D24/200

1 Claim, 2 Drawing Sheets



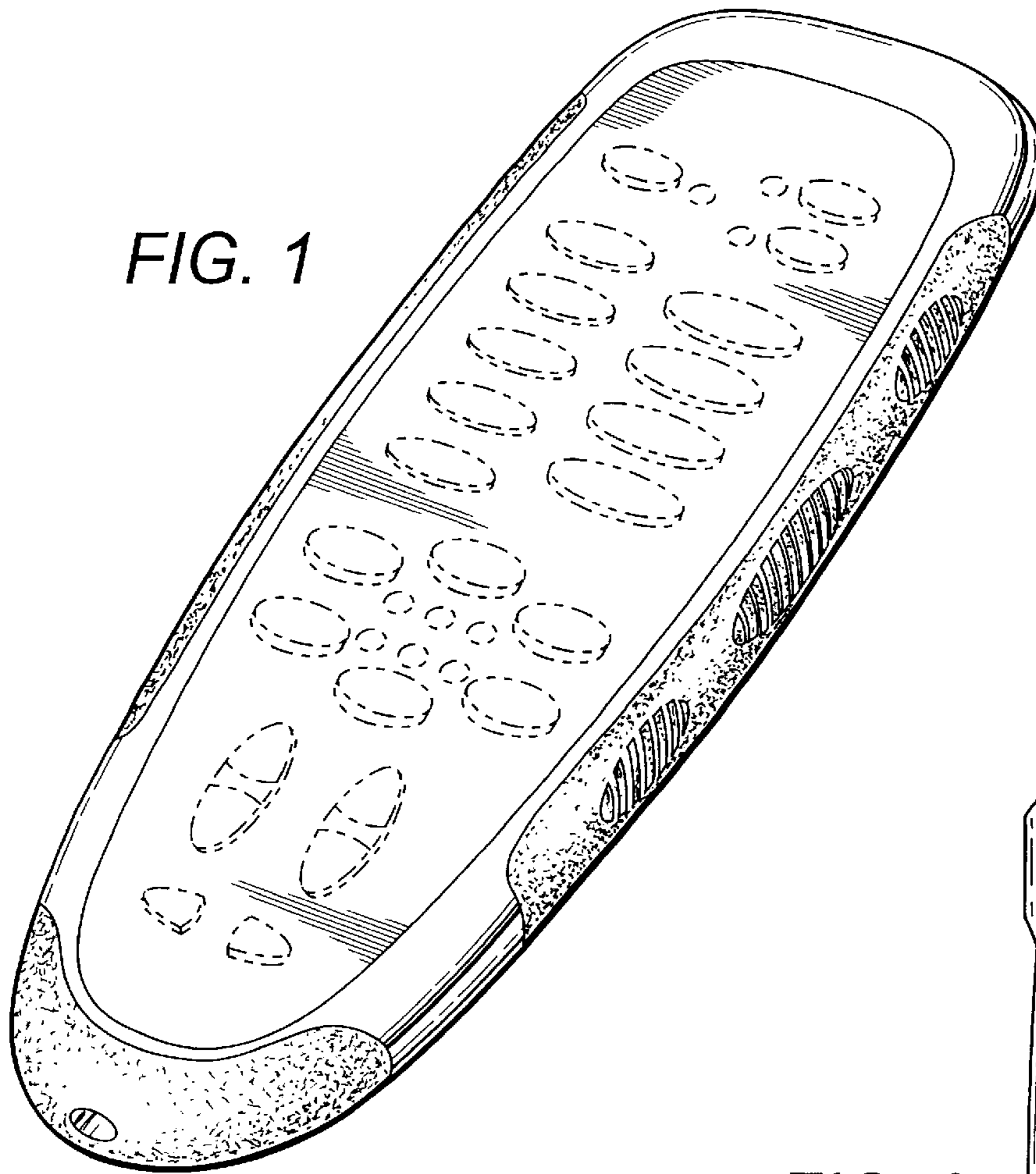


FIG. 1

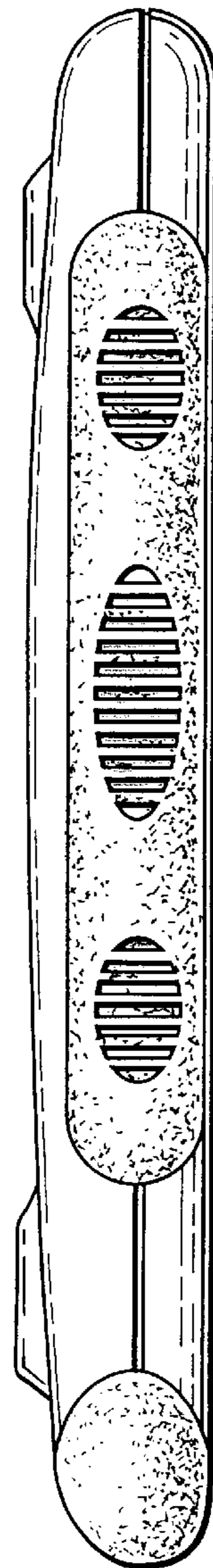


FIG. 2




FIG. 3

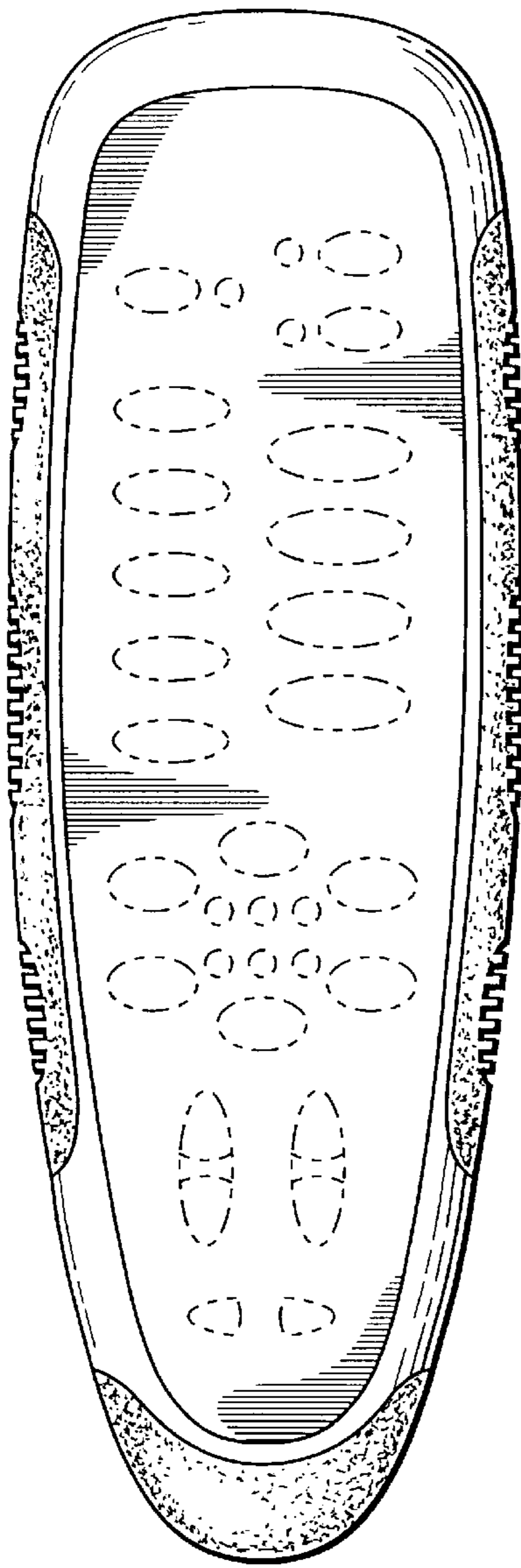


FIG. 5

FIG. 6

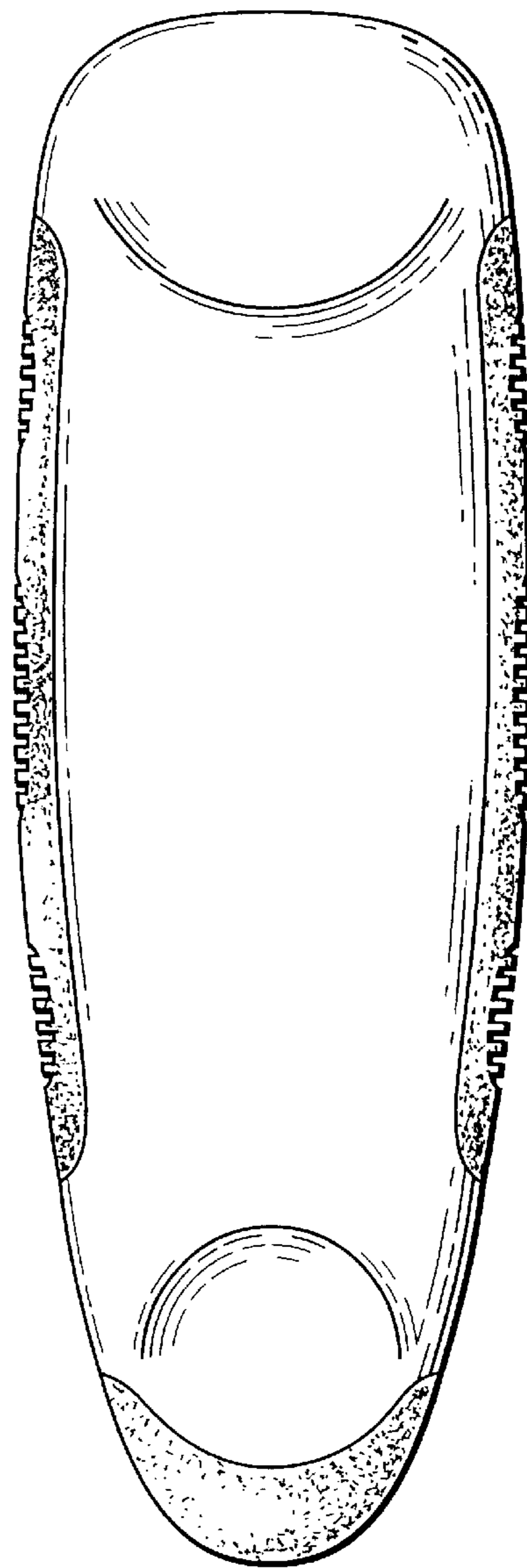


FIG. 4

