



US00D469537S

(12) **United States Design Patent**
Huffman

(10) **Patent No.:** **US D469,537 S**

(45) **Date of Patent:** **** Jan. 28, 2003**

(54) **DENTAL MODEL BASE HAVING TWO ROWS OF STATIONARY PINS FOR RANDOM LOCATION OF TEETH**

(76) **Inventor:** **Ronald E. Huffman**, P.O. Box 1328, Sapulpa, OK (US) 74066

(**) **Term:** **14 Years**

(21) **Appl. No.:** **29/157,675**

(22) **Filed:** **Mar. 21, 2002**

4,116,416 A	9/1978	Segura
4,122,606 A	10/1978	Roman
4,127,939 A	12/1978	Samuel et al.
4,203,219 A	5/1980	Wiener
4,240,605 A	12/1980	Waltke
4,242,812 A	1/1981	Randoll et al.
4,265,619 A	5/1981	Lucki et al.
4,283,173 A	8/1981	Browne et al.
4,301,357 A	11/1981	Huffman
4,319,875 A	3/1982	Beckwith
4,359,464 A	11/1982	Weinstock
4,371,339 A	2/1983	Zeiser

(List continued on next page.)

Related U.S. Application Data

- (62) Division of application No. 29/148,418, filed on Sep. 19, 2001.
- (51) **LOC (7) Cl.** **24-01**
- (52) **U.S. Cl.** **D24/176**
- (58) **Field of Search** D24/176, 181; 249/124; 264/334; 433/6, 34, 60, 61, 64, 74, 213

FOREIGN PATENT DOCUMENTS

DE	3 436 094 A1	10/1984
DE	3 505 680 A1	7/1985
DE	3 521 137 A1	12/1986
DE	3 825 014 A1	1/1990
EP	0 210 484 A2	2/1985
EP	0 151 086 A2	8/1985
EP	0 277 026 A2	8/1988
EP	0 291 821 A1	11/1988
EP	0 528 335 A1	2/1993
FR	2 750 851 A1	1/1998
GB	866118	4/1961
GB	866118	1/1962
WO	WO 88/10101	12/1988

(56) **References Cited**

U.S. PATENT DOCUMENTS

921,791 A	5/1909	Benson
967,086 A	8/1910	Tuttle
1,013,028 A	12/1911	Lee
1,745,570 A	2/1930	Dimelow
1,772,027 A	8/1930	Baumgarten
1,780,117 A	10/1930	Craigo
2,031,996 A	2/1936	Zelesnick
2,398,671 A	4/1946	Saffir
2,585,857 A	2/1952	Schwartz
2,842,845 A	7/1958	Carlson
3,453,736 A	7/1969	Waltke
3,478,428 A	11/1969	Stengel
3,510,947 A	5/1970	Tuccillo et al.
3,518,761 A	7/1970	Susman et al.
3,581,398 A	6/1971	Thomas
3,934,348 A	1/1976	Janjic
3,937,773 A	2/1976	Huffman
3,969,820 A	7/1976	Kulig et al.
4,021,916 A	5/1977	Spalten
4,022,419 A	5/1977	Haker

Primary Examiner—Antoine Duval Davis
(74) *Attorney, Agent, or Firm*—Merchant & Gould P.C.

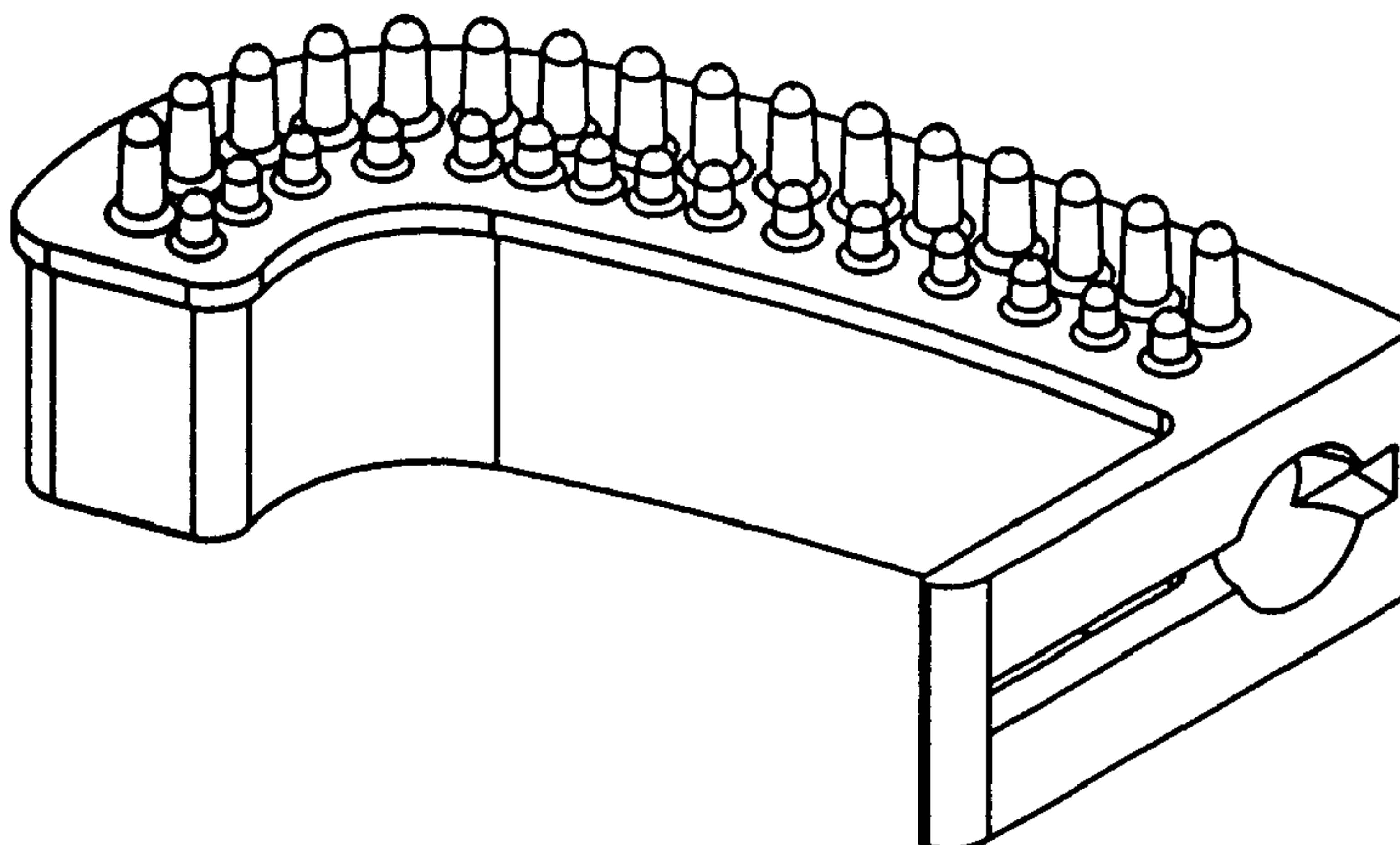
(57) **CLAIM**

The ornamental design for dental model base having two rows of stationary pins for random location of teeth, as shown and described.

DESCRIPTION

FIG. 1 is a perspective view of the present invention. FIG. 2 is a top plan view of the present invention. FIG. 3 is a bottom plan view of the present invention. FIG. 4 is a front elevation view of the present invention. FIG. 5 is the rear elevation view of the present invention. FIG. 6 is side view of the present invention; and, FIG. 7 is a side view of the present invention.

1 Claim, 1 Drawing Sheet



US D469,537 S

U.S. PATENT DOCUMENTS					
4,378,929 A	4/1983	Huffman	5,028,235 A	7/1991	Smith
4,382,787 A	5/1983	Huffman	5,049,075 A	9/1991	Barrut
4,398,884 A	8/1983	Huffman	5,076,789 A	12/1991	Tanaka
4,439,151 A	3/1984	Whelan	5,098,290 A	3/1992	Honstein et al.
4,443,192 A	4/1984	Blitz	5,100,317 A	3/1992	Darnand
4,449,930 A	5/1984	Huffman	5,197,874 A	3/1993	Silva et al.
4,449,931 A	5/1984	Saito	5,207,574 A	5/1993	Garland
4,459,110 A	7/1984	Jackson	5,352,117 A	10/1994	Silva
4,473,353 A	9/1984	Greggs	5,393,227 A *	2/1995	Nooning 433/74
4,481,162 A	11/1984	Huffman	5,466,152 A	11/1995	Walter
4,494,934 A	1/1985	Huffman	5,470,231 A	11/1995	Stern
4,521,188 A	6/1985	Metzler	5,501,600 A	3/1996	Johnson
4,533,323 A	8/1985	Huffman	5,766,007 A	6/1998	Huffman
4,538,987 A	9/1985	Weissman	5,769,634 A	6/1998	Choi
4,548,581 A	10/1985	Huffman	5,775,899 A	7/1998	Huffman
D283,541 S	4/1986	Huffman	5,788,489 A	8/1998	Huffman
D283,542 S	4/1986	Huffman	5,788,490 A	8/1998	Huffman
D283,639 S	4/1986	Huffman	5,800,166 A	9/1998	Huffman
D283,730 S	5/1986	Huffman	5,807,099 A	9/1998	Johnson
4,608,016 A	8/1986	Zeiser	5,868,569 A	2/1999	Huffman
D286,176 S	10/1986	Huffman	5,934,901 A	8/1999	Huffman
D286,436 S	10/1986	Huffman	D429,815 S	8/2000	Huffman
4,645,454 A	2/1987	Amdur et al.	6,106,284 A	8/2000	Cronin et al.
D289,924 S	5/1987	Huffman	D430,672 S	9/2000	Huffman
4,671,770 A	6/1987	Bell et al.	D433,136 S	10/2000	Huffman
4,708,648 A	11/1987	Weissman	D433,754 S	11/2000	Huffman
4,708,835 A	11/1987	Kiefer	D443,363 S	6/2001	Huffman
4,721,464 A	1/1988	Roden et al.	D444,559 S	7/2001	Huffman
4,734,033 A	3/1988	Huffman	D452,009 S *	12/2001	Huffman D24/176
4,767,330 A	8/1988	Burger	D452,010 S	12/2001	Huffman
4,767,331 A	8/1988	Hoe	D452,319 S	12/2001	Huffman
4,786,253 A	11/1988	Morais	D452,320 S	12/2001	Huffman
4,834,651 A	5/1989	Fenick	D452,321 S *	12/2001	Huffman D24/176
4,842,242 A	6/1989	Huffman	D452,322 S	12/2001	Huffman
D302,456 S	7/1989	Huffman	D452,566 S	12/2001	Huffman
D302,587 S	8/1989	Huffman	D452,567 S	12/2001	Huffman
D302,724 S	8/1989	Huffman	D452,568 S	12/2001	Huffman
D302,725 S	8/1989	Huffman	D456,902 S	5/2002	Huffman
RE33,099 E	10/1989	Shoher et al.	D456,903 S *	5/2002	Huffman D24/176
D305,361 S	1/1990	Huffman	D456,904 S *	5/2002	Huffman D24/176
D305,362 S	1/1990	Huffman	D457,243 S *	5/2002	Huffman D24/176
D306,206 S	2/1990	Huffman	D457,636 S	5/2002	Huffman
4,898,359 A	2/1990	Gopon	D457,637 S	5/2002	Huffman
RE33,271 E	7/1990	Shoher et al.	D457,963 S	5/2002	Huffman
4,940,409 A	7/1990	Nordin	D457,964 S	5/2002	Huffman
4,980,124 A	12/1990	Dimmer			

* cited by examiner

FIG. 1

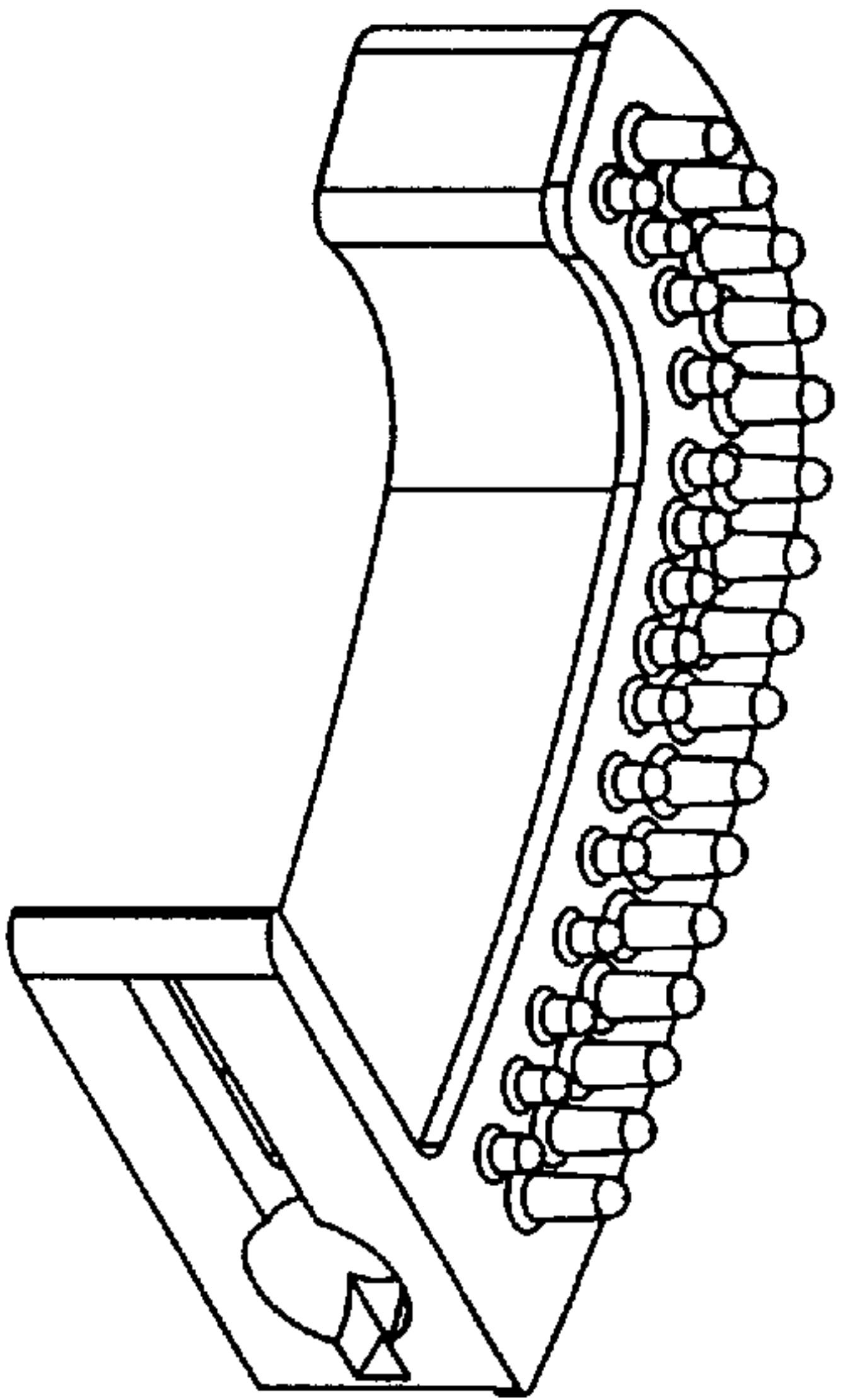


FIG. 2

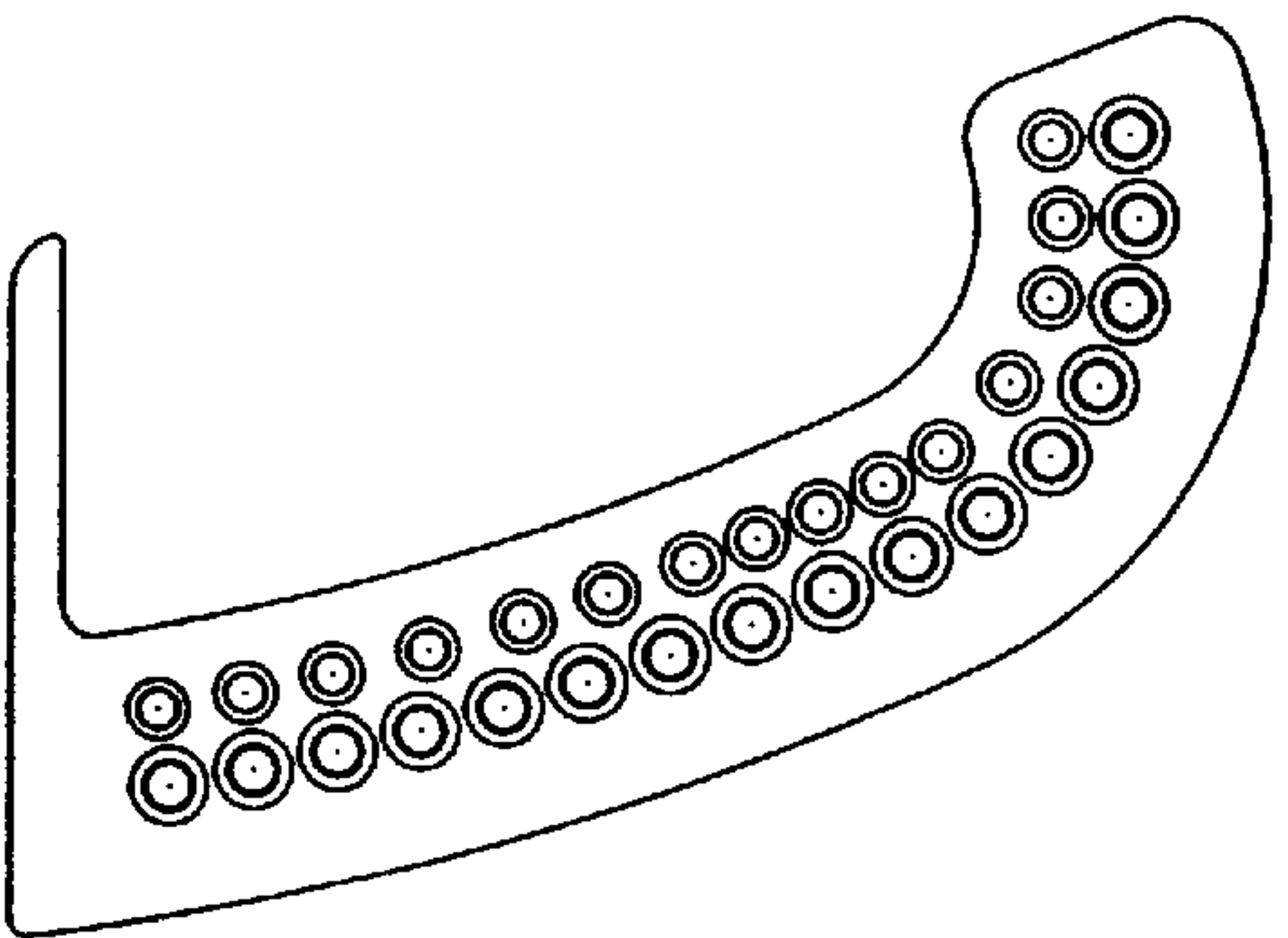


FIG. 3

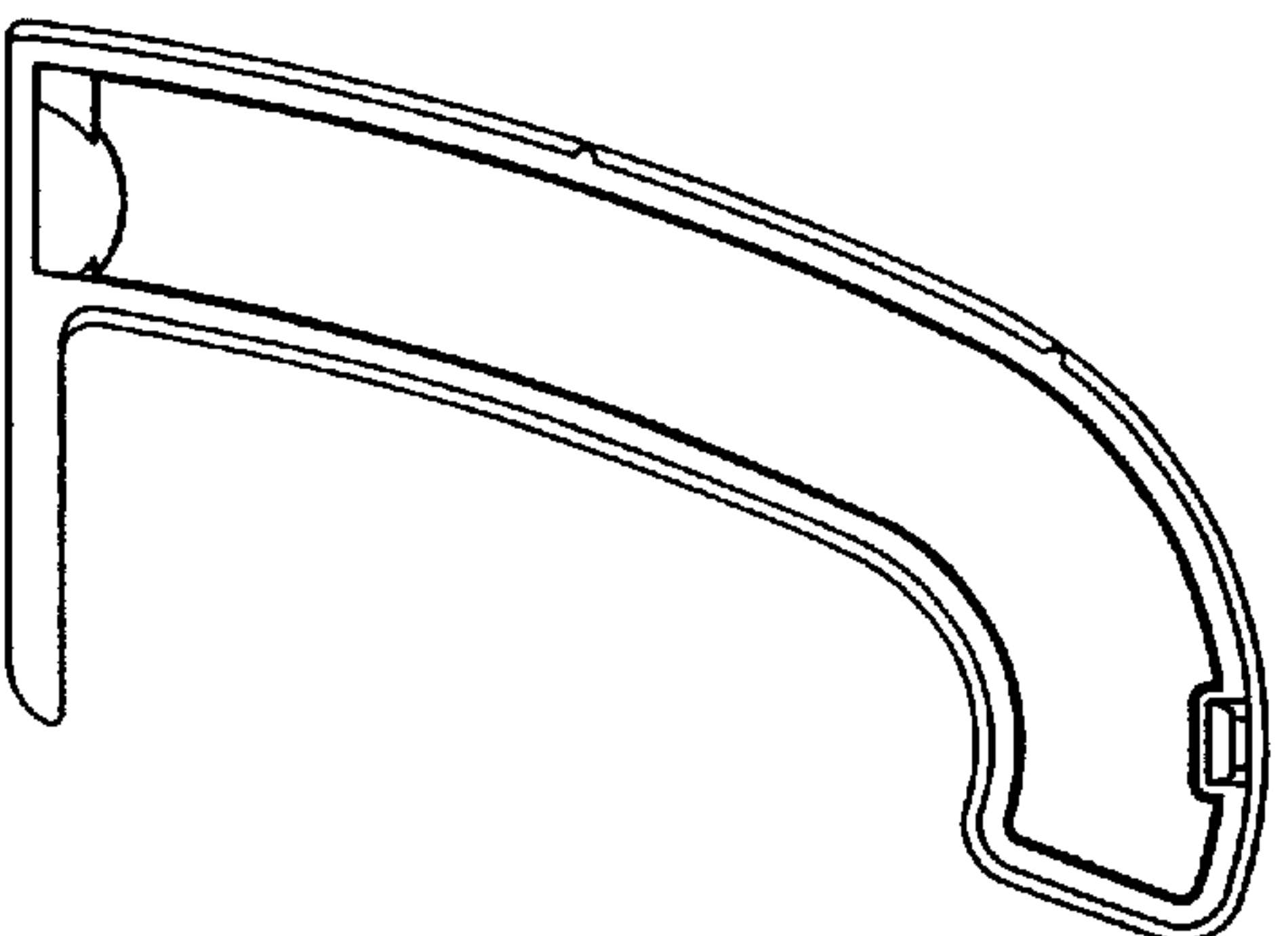


FIG. 4

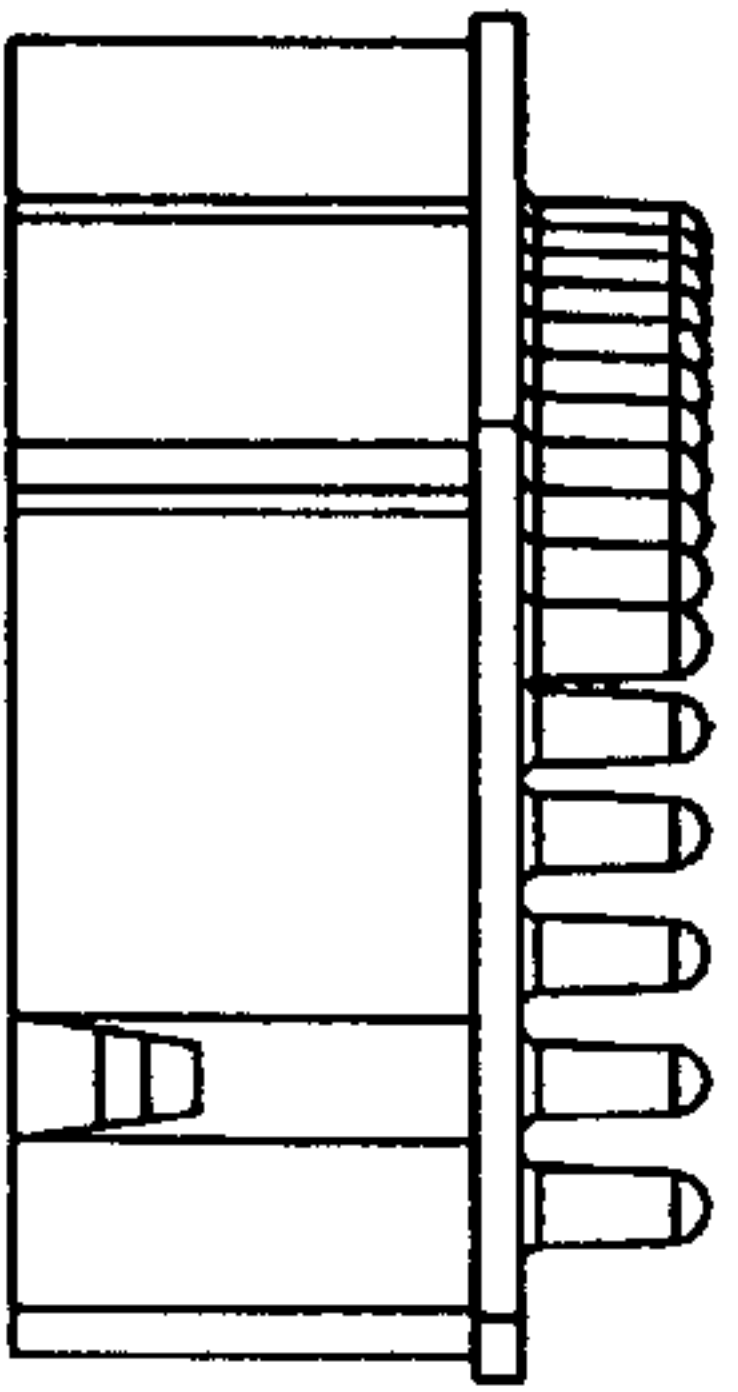


FIG. 6

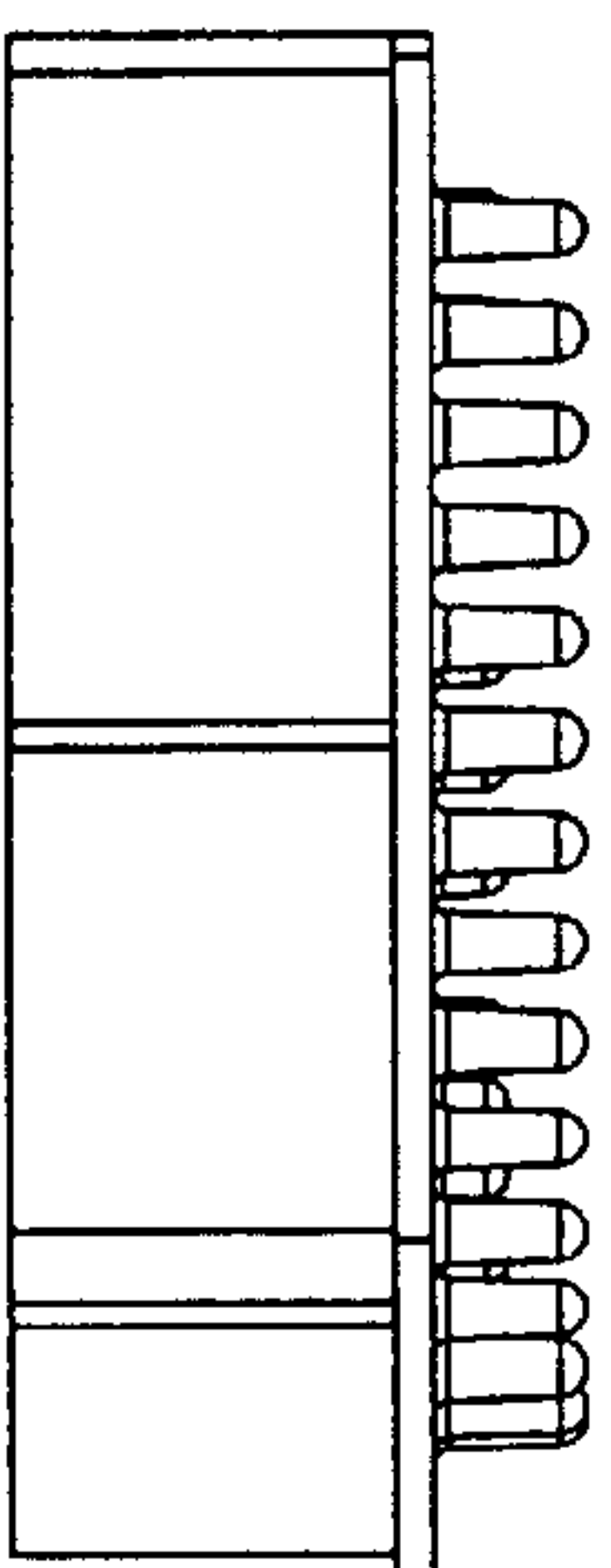


FIG. 5

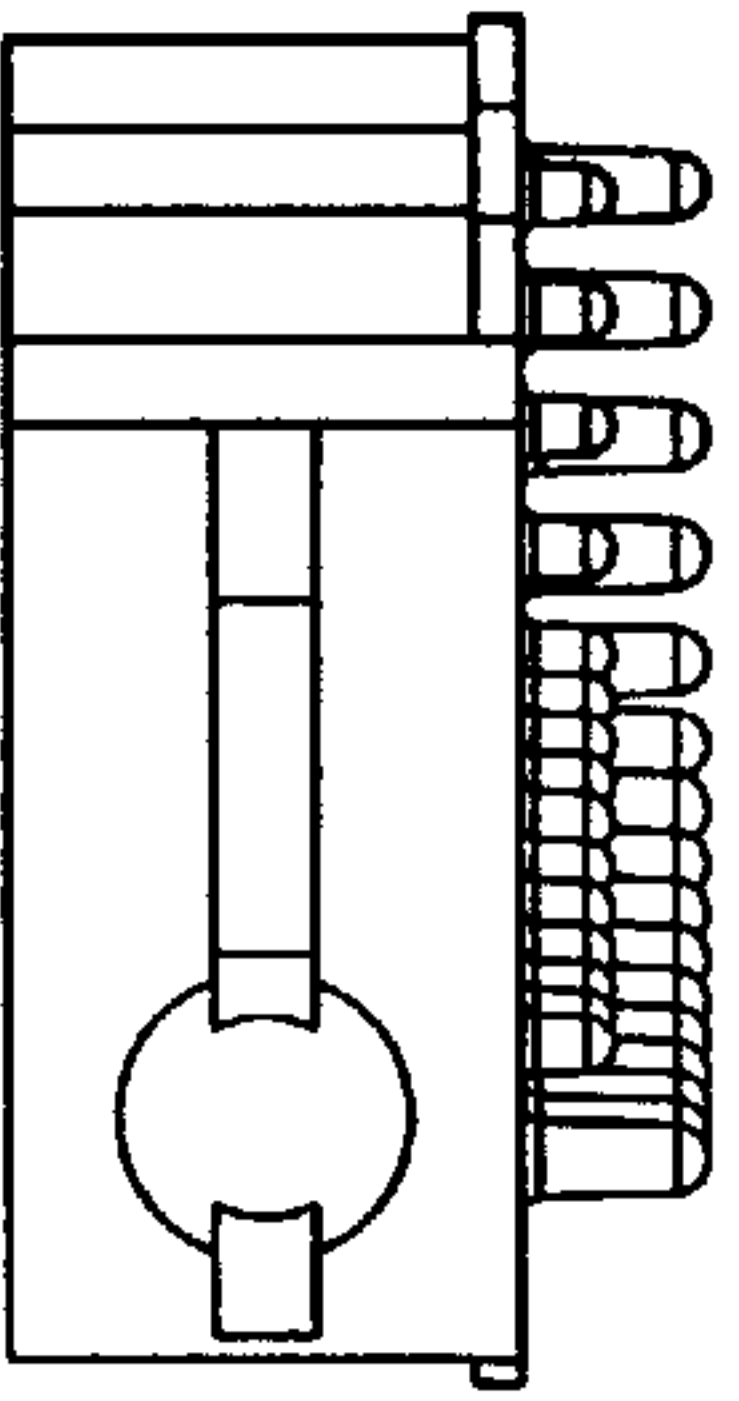
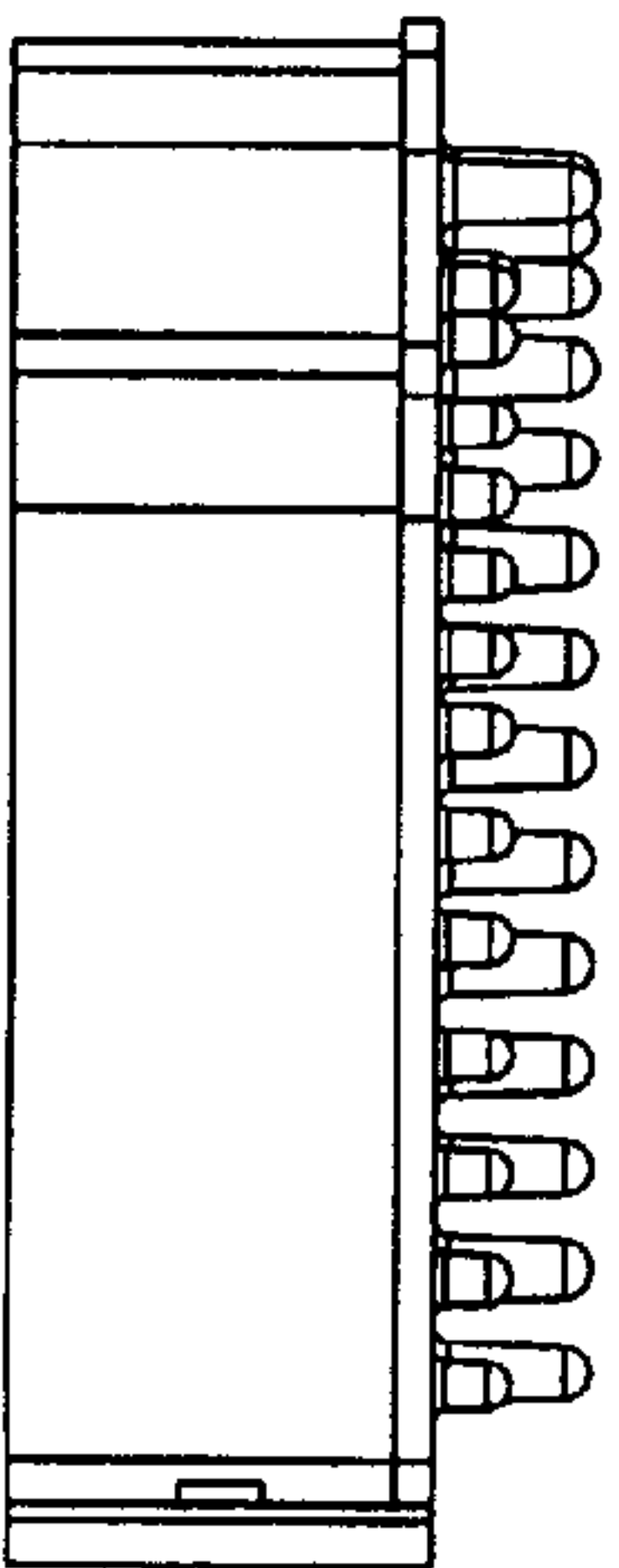


FIG. 7



UNITED STATES PATENT AND TRADEMARK OFFICE
CERTIFICATE OF CORRECTION

PATENT NO. : Des. 469,537 S
DATED : January 28, 2003
INVENTOR(S) : Huffman

Page 1 of 1

It is certified that error appears in the above-identified patent and that said Letters Patent is hereby corrected as shown below:

Title page,

Item [76], Inventor, "P.O. Box 1328, Sapulpa, OK (US) 74066" should read -- Oro Valley, AZ (US) --

Item [56], **References Cited**, Foreign Patent Documents, "GB 866118 1/1962" should read -- GB 886,118 1/1962 --

Signed and Sealed this

Twenty-ninth Day of July, 2003

A handwritten signature in black ink, appearing to read "James E. Rogan", with a horizontal line underneath.

JAMES E. ROGAN
Director of the United States Patent and Trademark Office