



US00D469489S

(12) **United States Design Patent**
Rice et al.

(10) **Patent No.:** **US D469,489 S**

(45) **Date of Patent:** **** Jan. 28, 2003**

(54) **GOLF CLUB HEAD**

Primary Examiner—Mitchell Siegel

(75) Inventors: **Scott Alan Rice**, Solana Beach, CA (US); **Robert D. Hirsch**, Oceanside, CA (US); **Kevin Cau Chau**, San Marcos, CA (US)

(57) **CLAIM**

The ornamental design for a golf club head, as shown and described.

(73) Assignee: **Acushnet Company**, Fairhaven, MA (US)

DESCRIPTION

(**) Term: **14 Years**

(21) Appl. No.: **29/149,352**

(22) Filed: **Oct. 9, 2001**

(51) **LOC (7) Cl.** **21-02**

(52) **U.S. Cl.** **D21/733**

(58) **Field of Search** **D21/733, 752;**
473/324, 327-331, 345, 346

FIG. 1 is a front, perspective view from the heel of a first embodiment of the present invention showing a driver-type club head;

FIG. 2 is a front, elevational view thereof;

FIG. 3 is a rear, elevational view thereof;

FIG. 4 is a heel view thereof;

FIG. 5 is a toe view thereof;

FIG. 6 is a top view thereof;

FIG. 7 is a bottom view thereof;

FIG. 8 is a front, perspective view from the toe of a second embodiment of the present invention showing a wood-type club head;

FIG. 9 is a front, elevational view thereof;

FIG. 10 is a rear, elevational view thereof;

FIG. 11 is a heel view thereof;

FIG. 12 is a toe view thereof;

FIG. 13 is a top view thereof; and,

FIG. 14 is a bottom view thereof.

The broken lines in FIGS. 1, 3-6, 8, and 10-13 show dish-shaped recessed portions of a golf club head.


(56) **References Cited**

U.S. PATENT DOCUMENTS

D363,961 S	*	11/1995	Krynovek et al.	D21/752
D383,511 S	*	9/1997	Lo et al.	D21/752
D401,650 S	*	11/1998	Burrows	D21/733
D406,295 S	*	3/1999	Long	D21/752
D408,880 S	*	4/1999	Crow	D21/752
D425,158 S	*	5/2000	Long et al.	D21/752

* cited by examiner

1 Claim, 8 Drawing Sheets






Fig. 1




Fig. 2

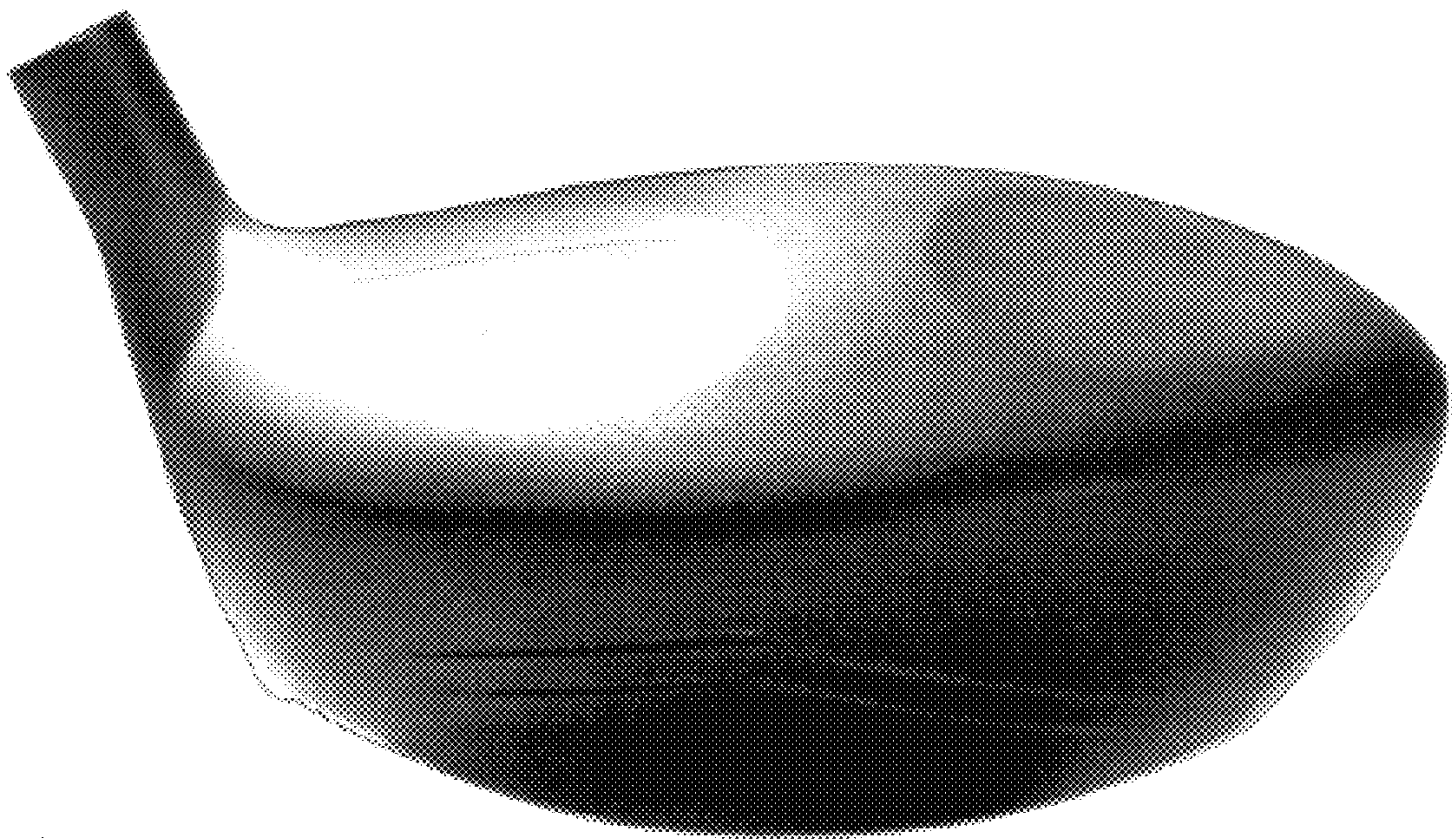


Fig. 3




Fig. 4




Fig. 5




Fig. 6




Fig. 7

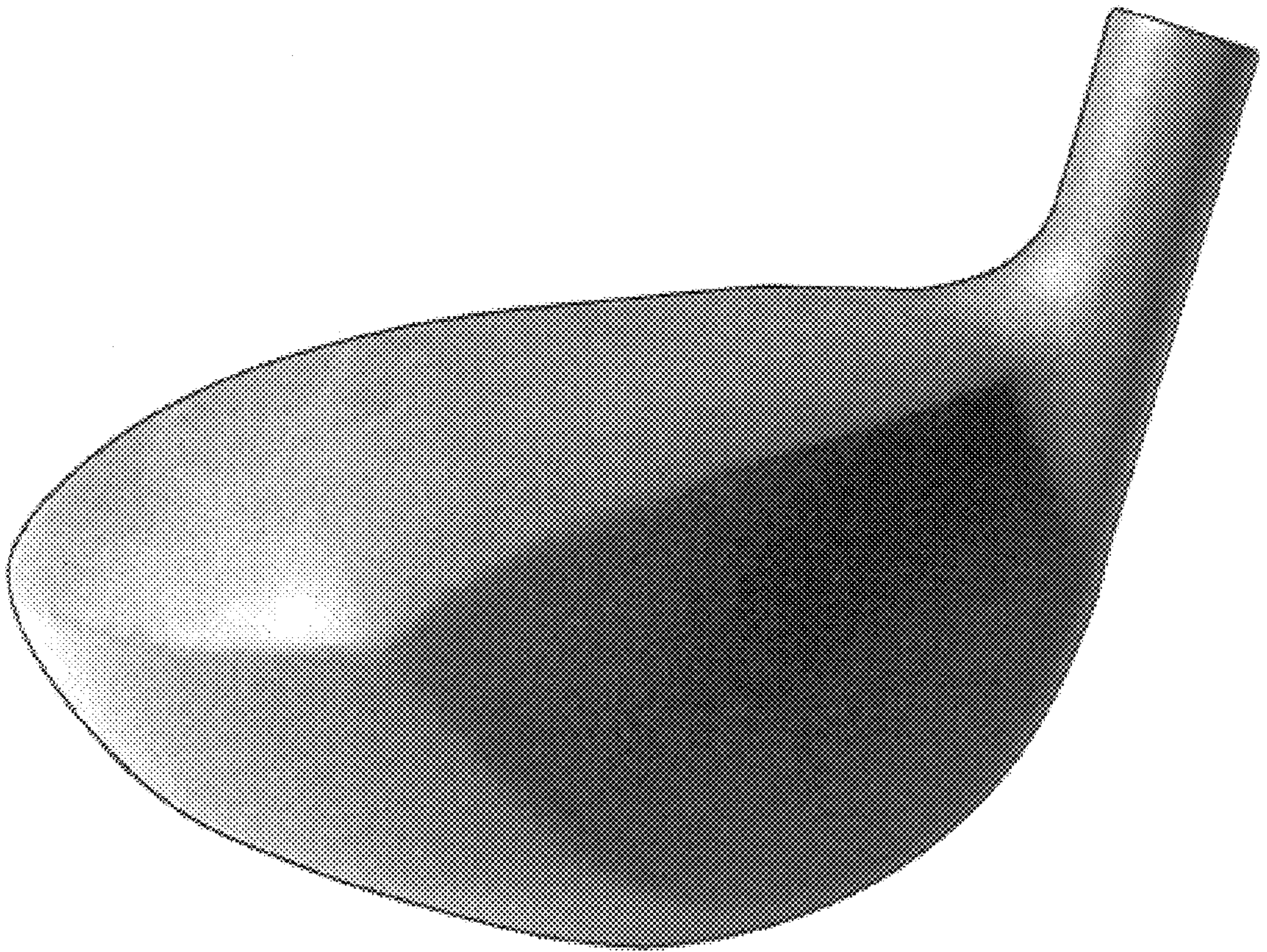


Fig. 8

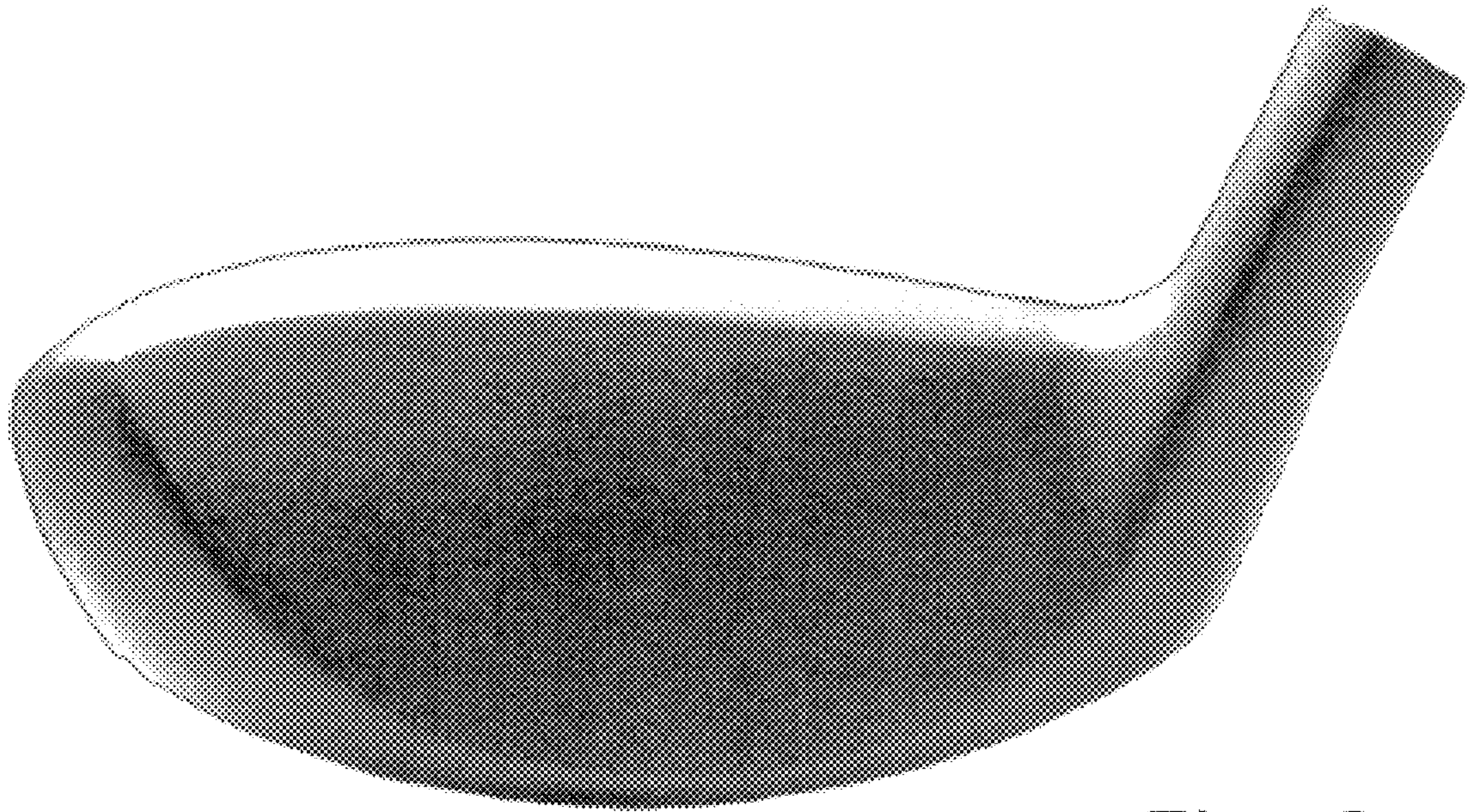


Fig. 9

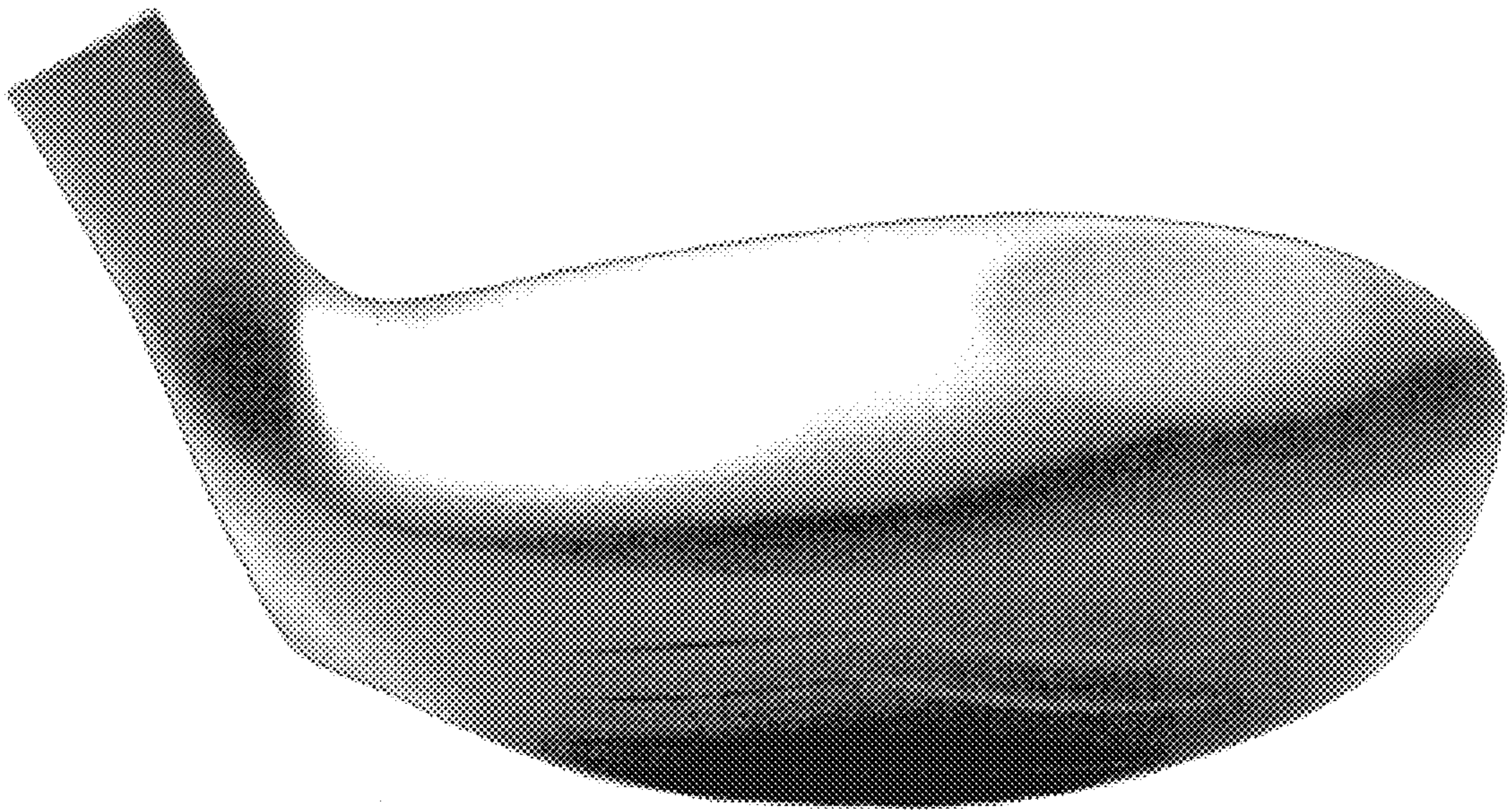


Fig. 10




Fig. 11




Fig. 12




Fig. 13




Fig. 14