



US00D469487S

(12) **United States Design Patent**
Severa et al.

(10) **Patent No.:** **US D469,487 S**

(45) **Date of Patent:** **** Jan. 28, 2003**

(54) **CENTRAL PORTION OF A GAME RACQUET WITH SEPARATE HEAD AND HANDLE PORTIONS**

D369,194 S * 4/1996 Severa D21/730

* cited by examiner

(75) Inventors: **William D. Severa**, West Chicago, IL (US); **Po-Jen Cheng**, Oak Brook, IL (US); **Gerald J. LeVault**, Addison, IL (US)

Primary Examiner—Mitchell Siegel

(74) *Attorney, Agent, or Firm*—Terence P. O'Brien

(73) Assignee: **Wilson Sporting Goods Co.**, Chicago, IL (US)

(57) **CLAIM**

We claim the ornamental design for a central portion of a game racquet with separate head and handle portions, as shown and described.

(**) Term: **14 Years**

DESCRIPTION

(21) Appl. No.: **29/160,013**

FIG. 1 is a front view of a central portion of a game racquet with separate head and handle portions of the present invention.

(22) Filed: **May 2, 2002**

FIG. 2 is an enlarged front view of the central portion shown in FIG. 1.

Related U.S. Application Data

(63) Continuation-in-part of application No. 09/849,965, filed on May 4, 2001.

FIG. 3 is a side view of the central portion shown in FIG. 1.

(51) **LOC (7) Cl.** **21-02**

FIG. 4 is a bottom view of the central portion shown in FIG. 1 including broken (dashed) lines for the purpose of illustrating environmental elements only environmental.

(52) **U.S. Cl.** **D21/729**

FIG. 5 is a bottom view of the central portion shown in FIG. 1 without broken lines illustrating environmental elements.

(58) **Field of Search** D21/729-733; 473/524, 546

FIG. 6 is a top view of the central portion shown in FIG. 1 including broken (dashed) lines for the purpose of illustrating environmental elements only environmental; and,

(56) **References Cited**

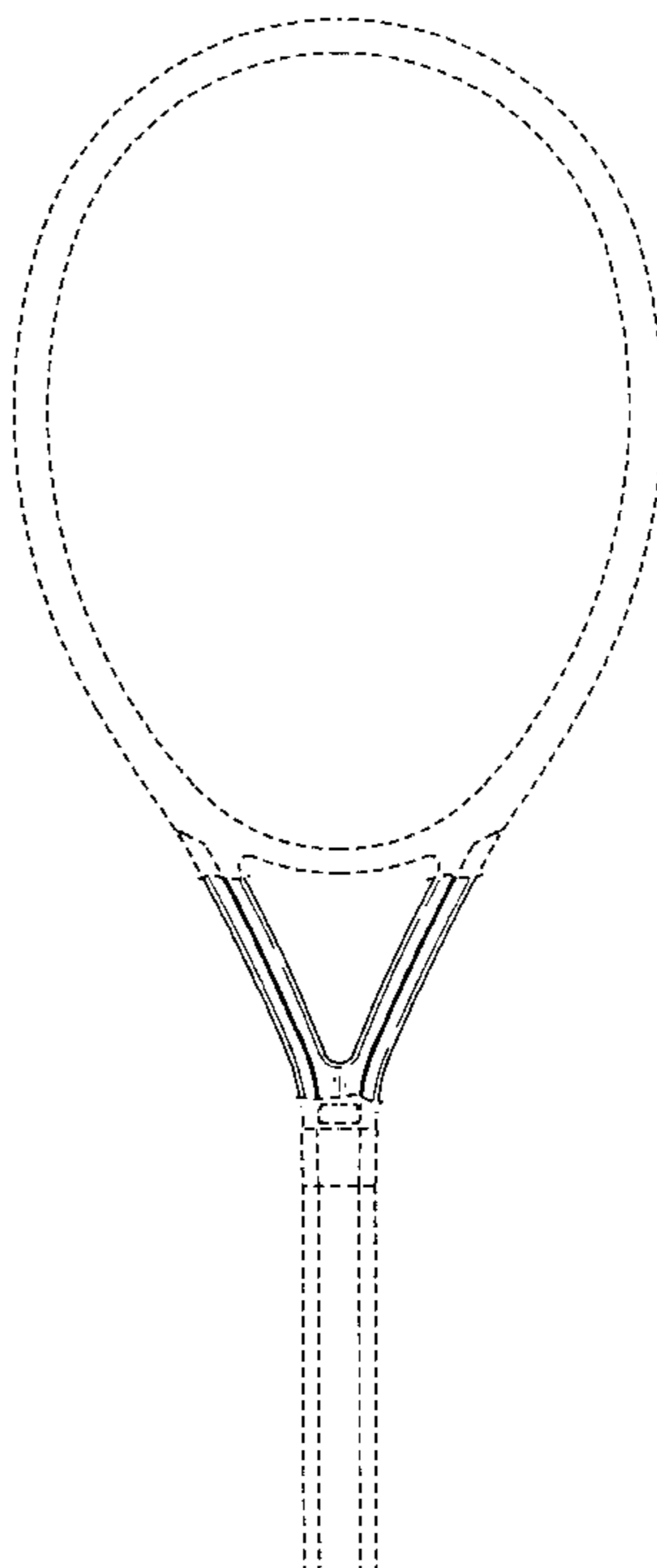
U.S. PATENT DOCUMENTS

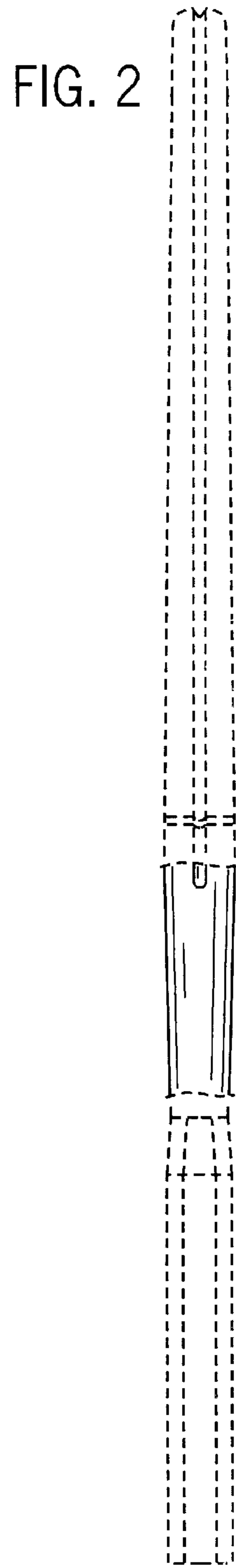
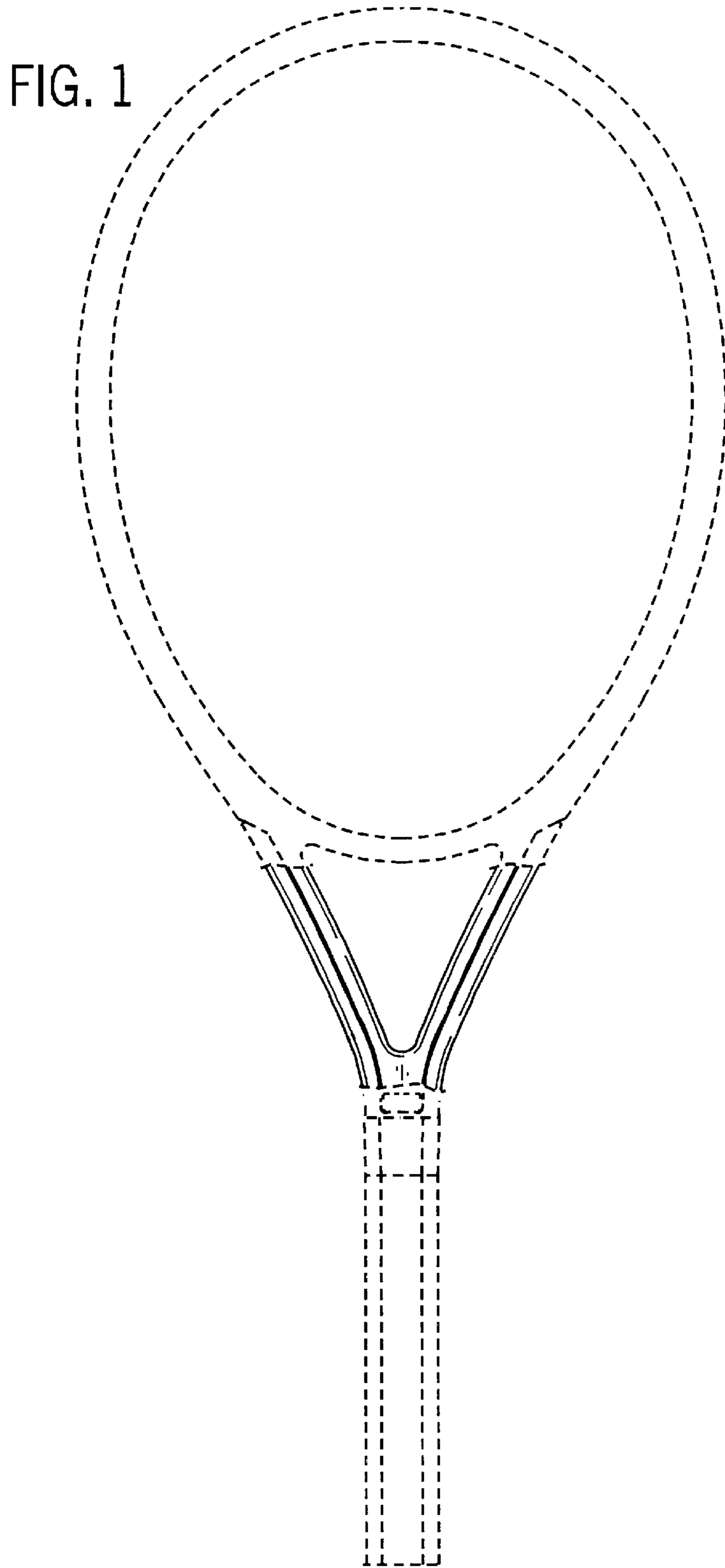
D257,483 S	*	11/1980	Drake	D21/730
D257,484 S	*	11/1980	Drake	D21/730
D330,925 S	*	11/1992	Janes	D21/730
D351,206 S	*	10/1994	Stennett	D21/730
5,467,982 A	*	11/1995	Tseng	473/540

FIG. 7 is a top view of the central portion shown in FIG. 1 without broken lines illustrating environmental elements.

The broken (dashed) lines shown in FIGS. 1, 3, 4 and 6 are included for the purpose of illustrating environmental elements only and form no part of the claimed design.

1 Claim, 3 Drawing Sheets





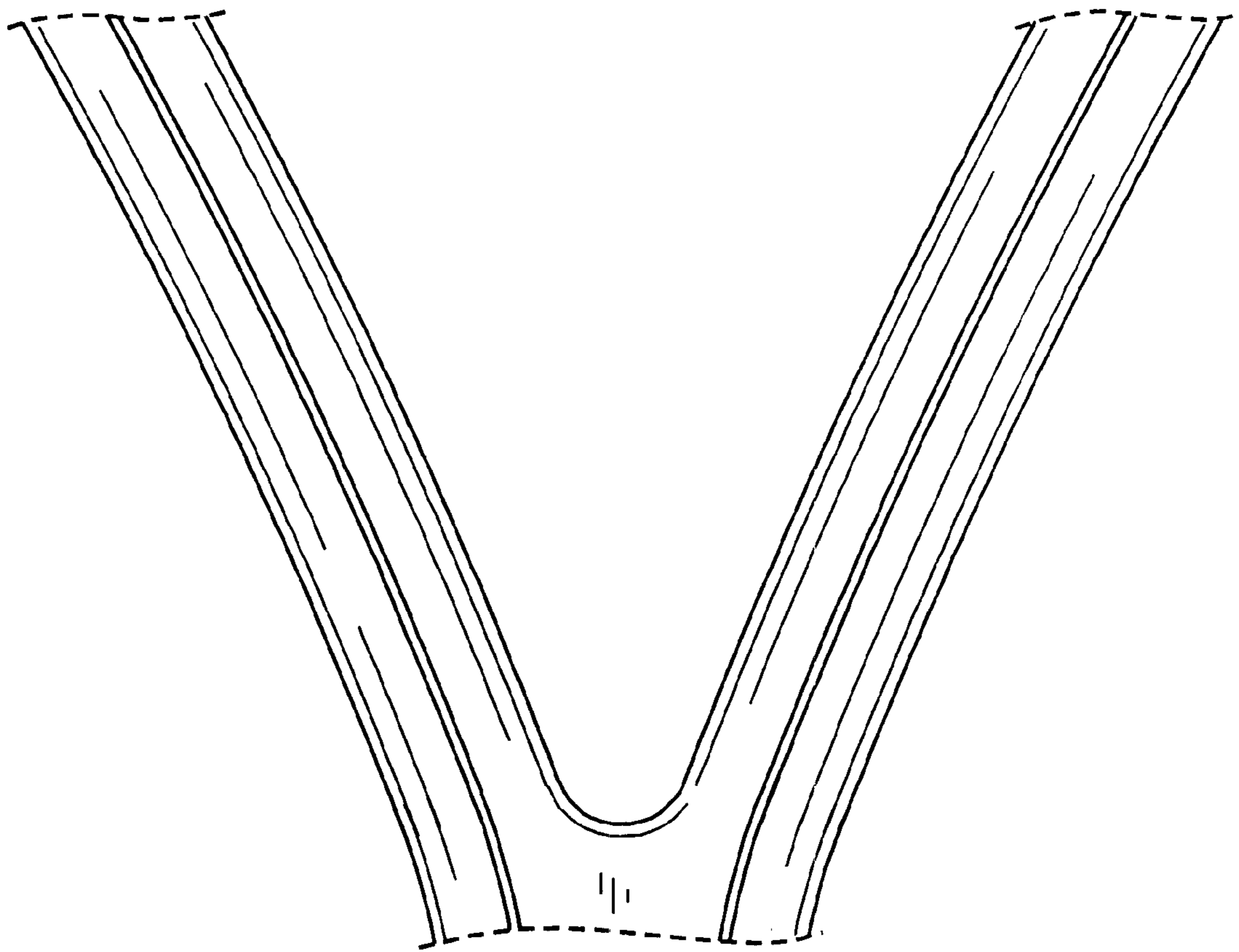


FIG. 3

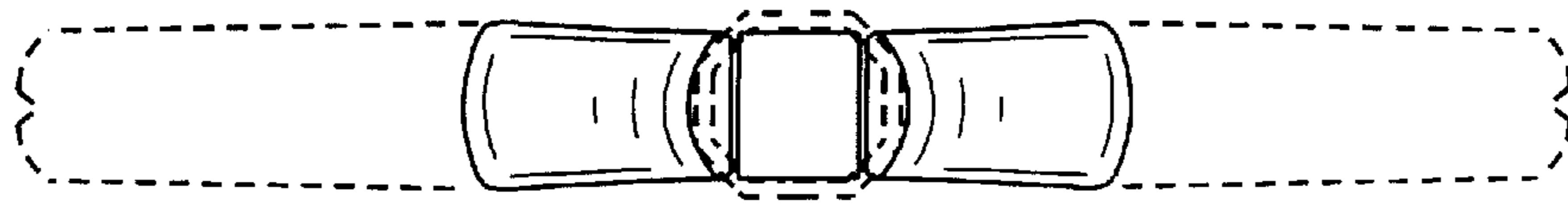


FIG. 4

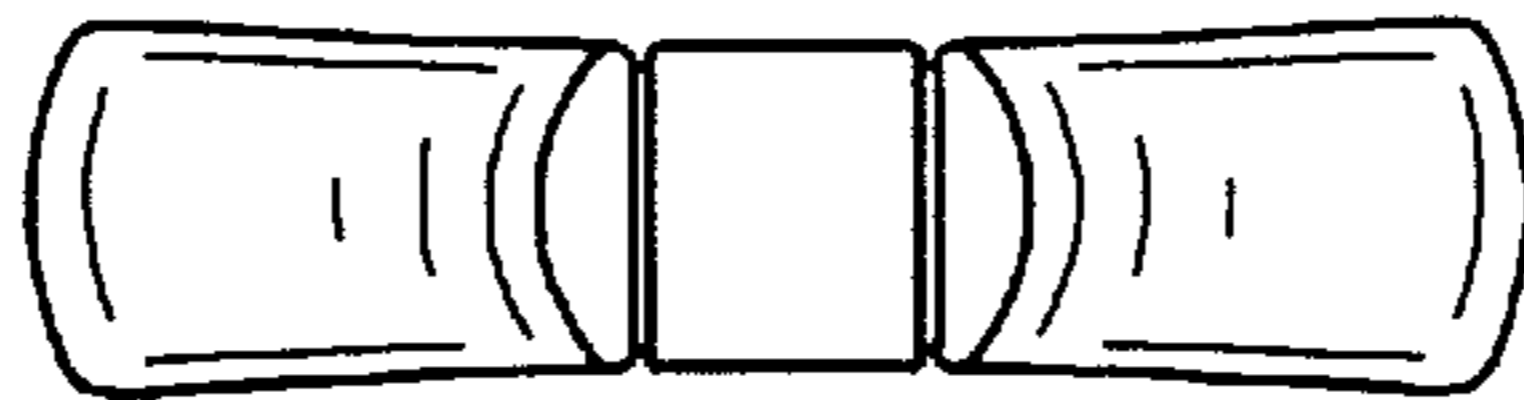


FIG. 5

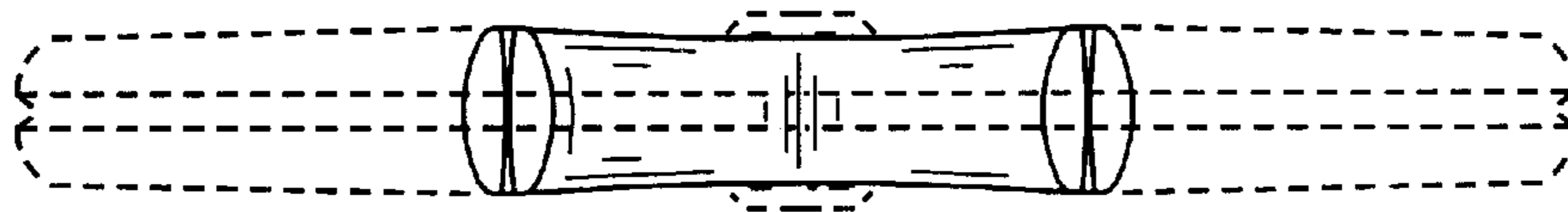


FIG. 6

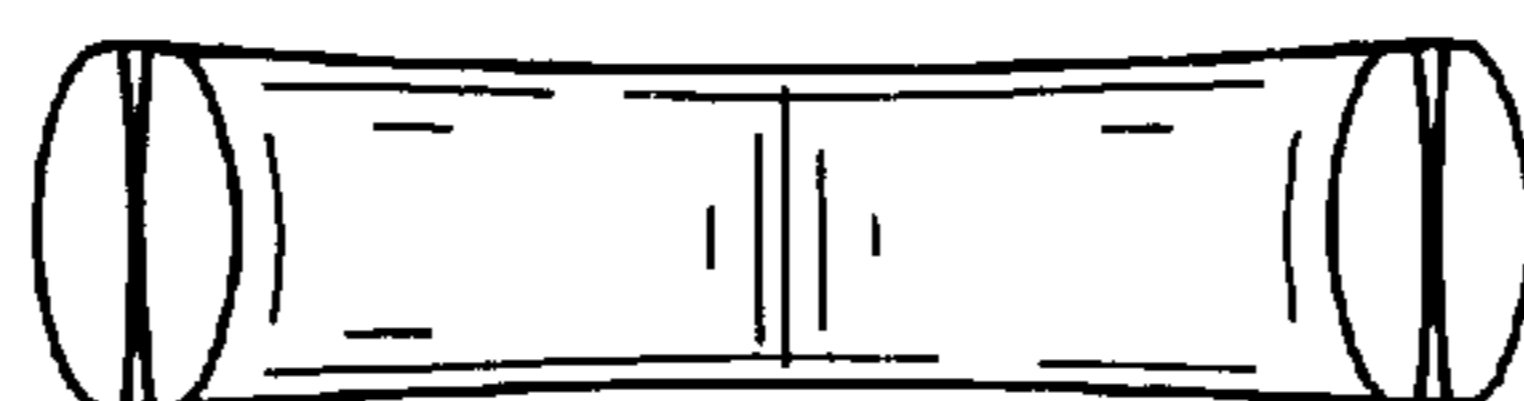


FIG. 7