



US00D469486S

(12) **United States Design Patent**
Olson

(10) **Patent No.:** **US D469,486 S**

(45) **Date of Patent:** **** Jan. 28, 2003**

(54) **PRESSURE ACTIVATED ABDOMINAL EXERCISE COUNTER**

(76) **Inventor:** **Daniel Olson**, 22041 Cape May La.,
Huntington Beach, CA (US) 92646

(**) **Term:** **14 Years**

(21) **Appl. No.:** **29/159,080**

(22) **Filed:** **Apr. 12, 2002**

(51) **LOC (7) Cl.** **21-02**

(52) **U.S. Cl.** **D21/687; D21/662; D21/687;**
D21/689

(58) **Field of Search** **D21/662, 689,**
D21/687, 686; 482/140, 142; D6/601

(56) **References Cited**

U.S. PATENT DOCUMENTS

D309,689 S	*	8/1990	Bool	D6/601
D314,116 S	*	1/1991	Reed	D6/601
D331,167 S	*	11/1992	Skold	D3/274
D331,270 S	*	11/1992	Johnson et al.	D21/687
D353,173 S	*	12/1994	Almeda	D21/687

D355,002 S	*	1/1995	Bengtson	D21/687
5,474,513 A	*	12/1995	Carlesimo et al.	482/140
5,584,786 A	*	12/1996	Almeda	482/140
5,795,276 A	*	8/1998	Almeda	482/140

* cited by examiner

Primary Examiner—Philip S. Hyder

(74) *Attorney, Agent, or Firm*—Goldstein & Lavas, P.C.

(57) **CLAIM**

The ornamental design for a pressure activated abdominal exercise counter, as shown and described.

DESCRIPTION

FIG. 1 is a perspective view of a pressure activated abdominal exercise counter.

FIG. 2 is a front elevational view thereof.

FIG. 3 is a rear elevational view thereof.

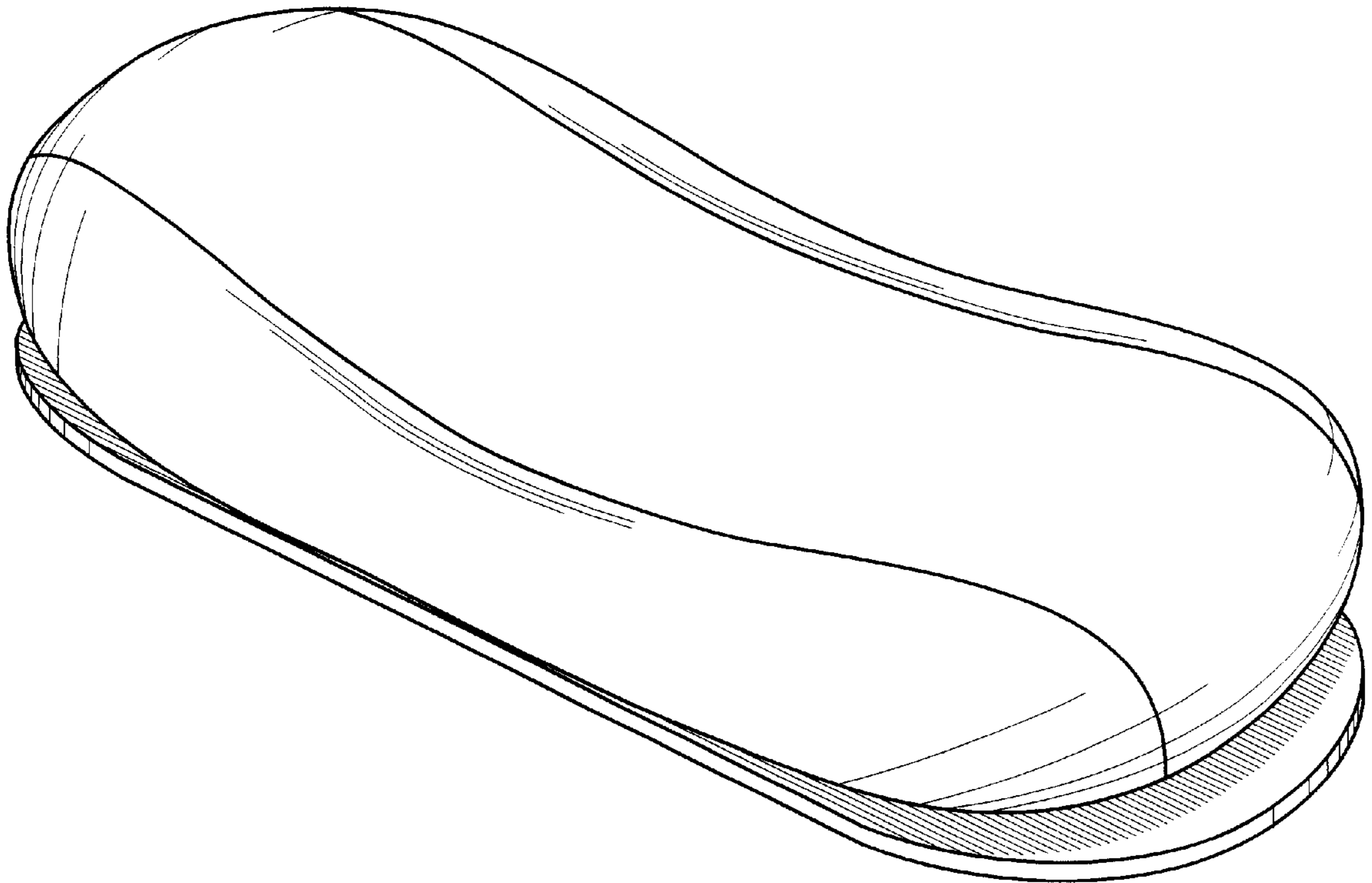
FIG. 4 is a left side elevational view thereof.

FIG. 5 is a right side elevational view thereof.

FIG. 6 is a top plan view of the pressure activated abdominal exercise counter; and,

FIG. 7 is a bottom plan view thereof.

1 Claim, 4 Drawing Sheets



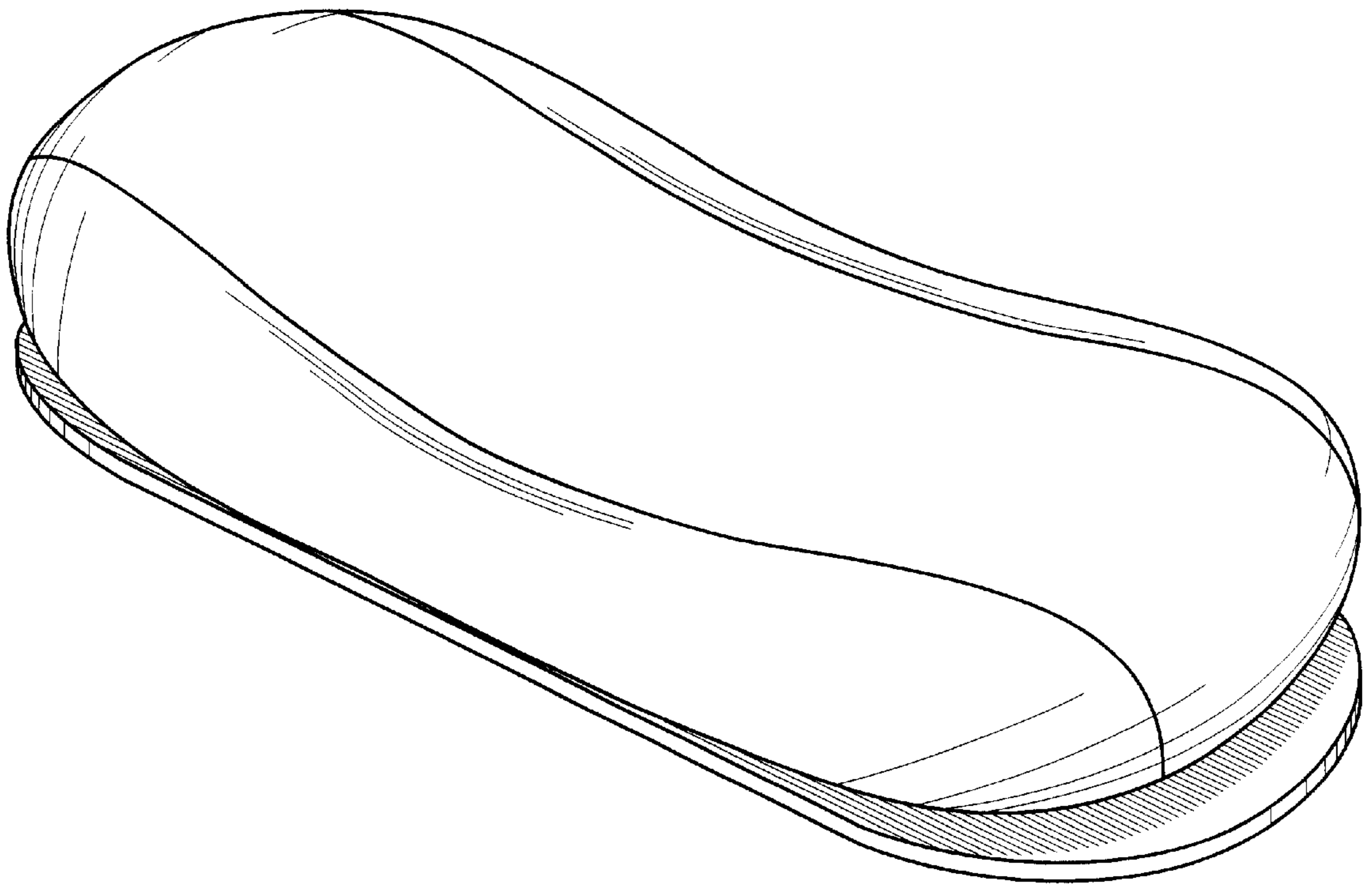


FIG. 1

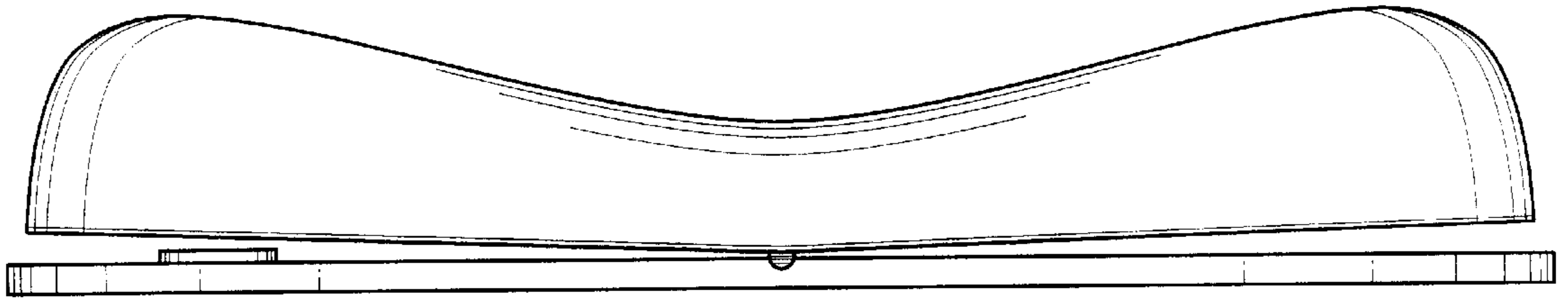


FIG. 2

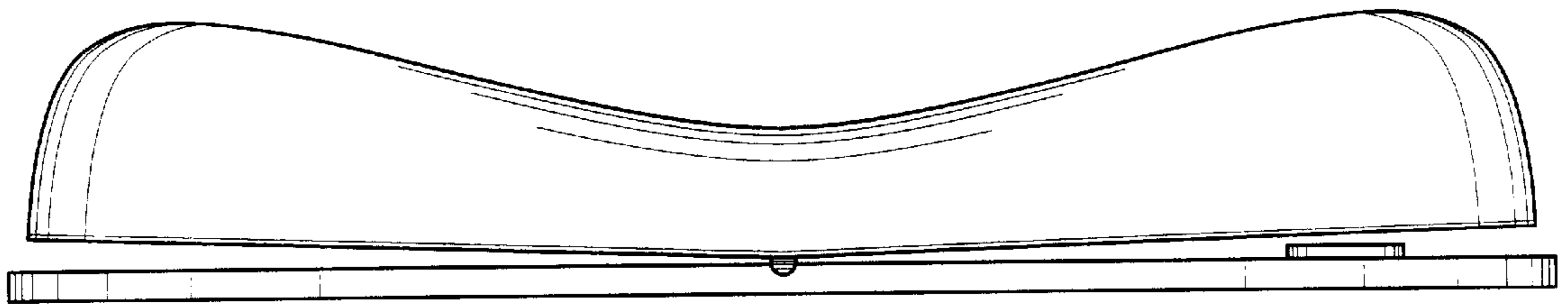


FIG. 3

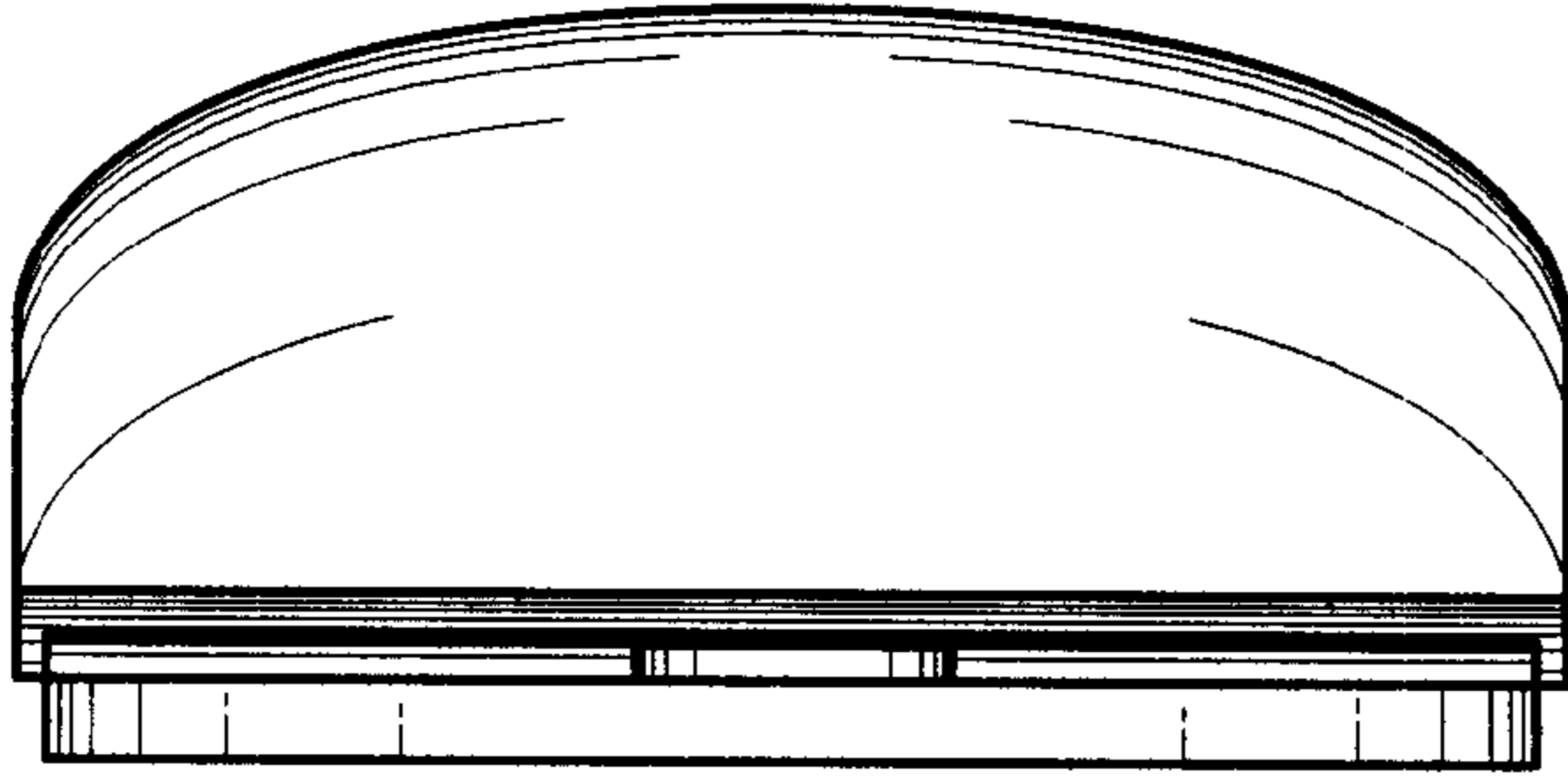


FIG. 4




FIG. 5

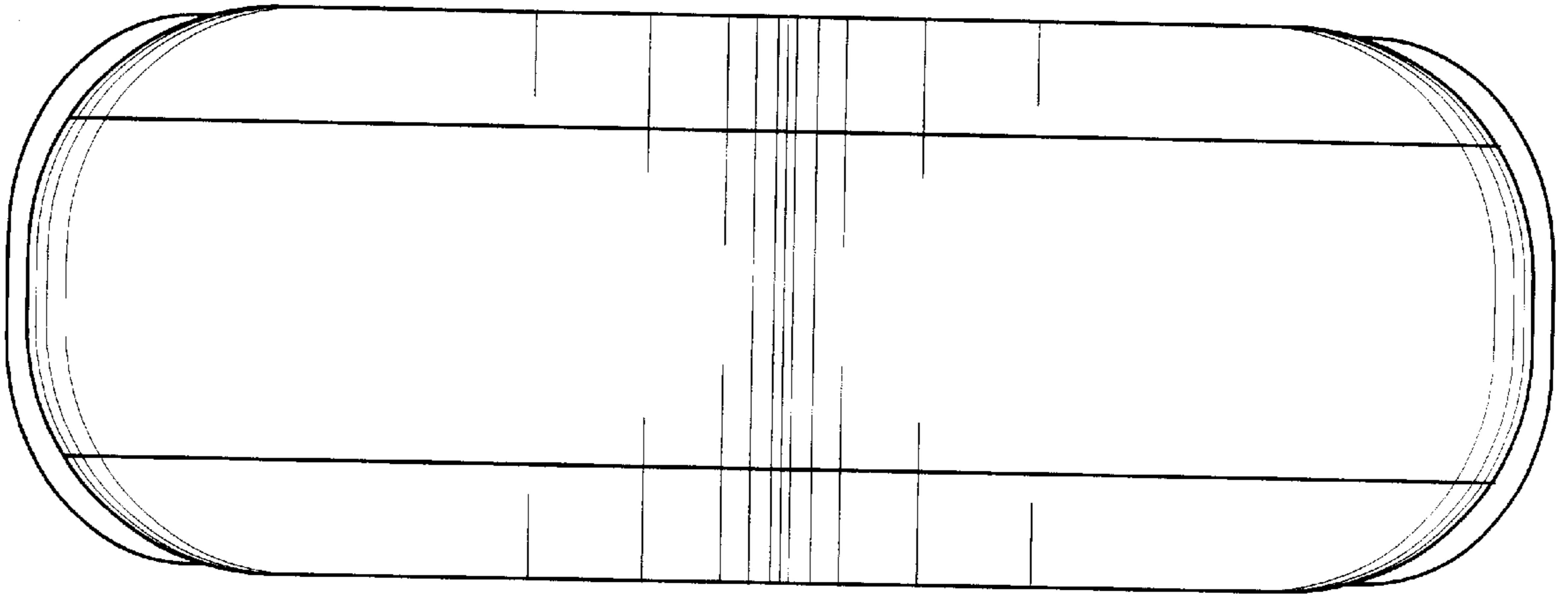


FIG. 6




FIG. 7