



US00D469474S

(12) **United States Design Patent**
Van Ness

(10) **Patent No.: US D469,474 S**

(45) **Date of Patent: ** Jan. 28, 2003**

(54) **GAME APPARATUS**

(75) **Inventor: Craig Steven Van Ness, Wilbraham, MA (US)**

(73) **Assignee: Hasbro, Inc., Pawtucket, RI (US)**

(**) **Term: 14 Years**

(21) **Appl. No.: 29/159,023**

(22) **Filed: Apr. 15, 2002**

(51) **LOC (7) Cl. 21-01**

(52) **U.S. Cl. D21/324**

(58) **Field of Search D21/300, 324, D21/302, 333, 328, 385, 811; 273/317, 348, 440, 408, 409, 369, 374, 148 R; 463/7; 434/98; 473/594**

(56) **References Cited**

U.S. PATENT DOCUMENTS

2,466,805	A	*	4/1949	Griffin	434/98
3,841,629	A	*	10/1974	Barlow	273/440
4,234,181	A	*	11/1980	Breslow et al.	273/440
4,461,475	A		7/1984	Nakamura		
4,486,023	A		12/1984	Tomoff		

4,796,888	A	*	1/1989	Louez	434/98
D308,701	S	*	6/1990	Kojima	D21/324
5,088,739	A	*	2/1992	Mitchell	273/148 R
D354,993	S	*	1/1995	Morrison et al.	D21/324
D378,225	S	*	2/1997	Wong	D21/324
D384,110	S	*	9/1997	Stambolic et al.	D21/324
5,850,885	A		12/1998	Clark et al.		

* cited by examiner

Primary Examiner—Prabhakar Deshmukh

(74) *Attorney, Agent, or Firm*—Kurt R. Benson


(57) **CLAIM**

The ornamental design for a game apparatus, as shown.

DESCRIPTION

FIG. 1 is a perspective view of the game apparatus of the instant invention;
 FIG. 2 is a top plan view thereof;
 FIG. 3 is a bottom plan view thereof;
 FIG. 4 is a front elevational view thereof;
 FIG. 5 is a rear elevational view thereof;
 FIG. 6 is a left side elevational view thereof; and,
 FIG. 7 is a right side elevational view thereof.

1 Claim, 4 Drawing Sheets






FIG. 1




FIG. 2




FIG. 3

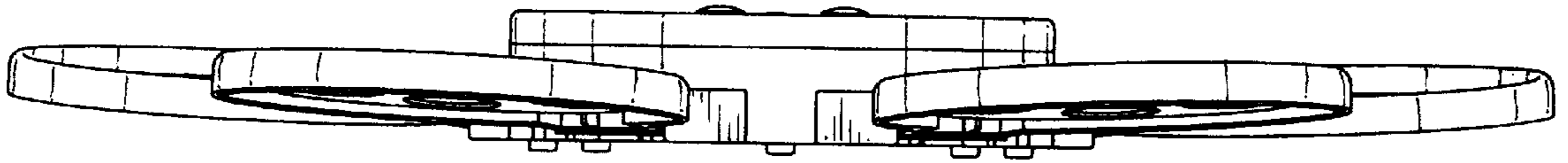


FIG. 4

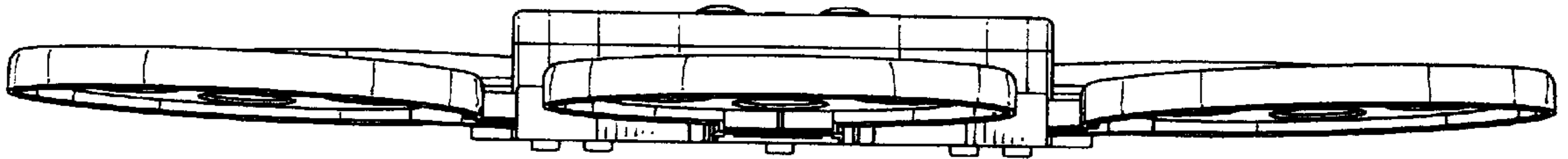


FIG. 5

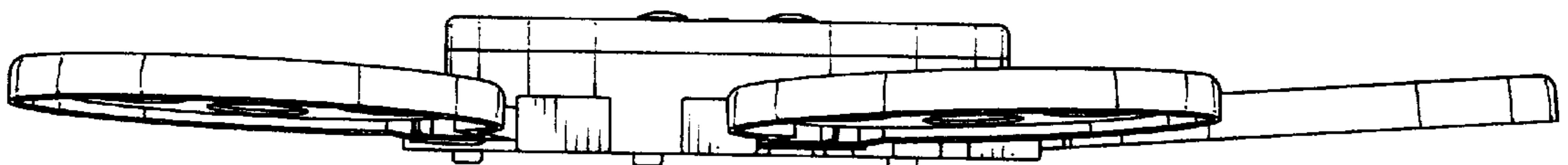


FIG. 6

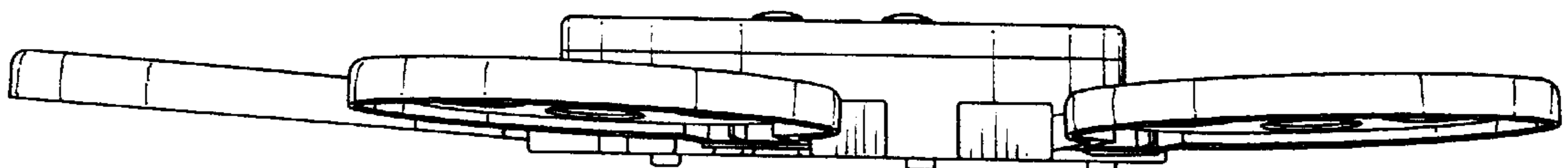


FIG. 7