



US00D469473S

(12) **United States Design Patent**
Cobb et al.

(10) **Patent No.:** **US D469,473 S**

(45) **Date of Patent:** **** Jan. 28, 2003**

(54) **SIGN FACE**

(75) **Inventors:** **Ronald W. Cobb**, Atlanta, GA (US);
Benjamin H. Bell, Avondale Estates,
GA (US)

(73) **Assignee:** **APCO Graphics, Inc.**, Atlanta, GA
(US)

(**) **Term:** **14 Years**

(21) **Appl. No.:** **29/148,044**

(22) **Filed:** **Sep. 13, 2001**

(51) **LOC (7) Cl.** **20-03**

(52) **U.S. Cl.** **D20/43**

(58) **Field of Search** D20/10, 15, 40,
D20/42, 43, 44, 99; 40/585, 606, 607, 611,
782

(56) **References Cited**

U.S. PATENT DOCUMENTS

- D330,919 S * 11/1992 Von Canal D20/10
- D334,775 S * 4/1993 Foster D20/10
- 5,212,898 A * 5/1993 Dinan et al. 40/607
- 5,471,794 A * 12/1995 Nishoka 49/501

- D383,795 S * 9/1997 Rinicella et al. D20/42
- D384,374 S * 9/1997 Sandy D20/43
- 5,787,621 A * 8/1998 Leksell 40/606
- D406,863 S * 3/1999 Evarts et al. D20/42
- 5,966,857 A * 10/1999 Pettersson et al. 40/606
- D449,654 S * 10/2001 Petersen et al. D20/39

* cited by examiner

Primary Examiner—Robert M. Spear

(74) *Attorney, Agent, or Firm*—Chambliss, Bahner & Stophel, P.C.

(57) **CLAIM**

The ornamental design for a sign face, as shown and described.

DESCRIPTION

FIG. 1 is a perspective view of a sign face, showing our new design.

FIG. 2 is a front view of the sign face of our new design.

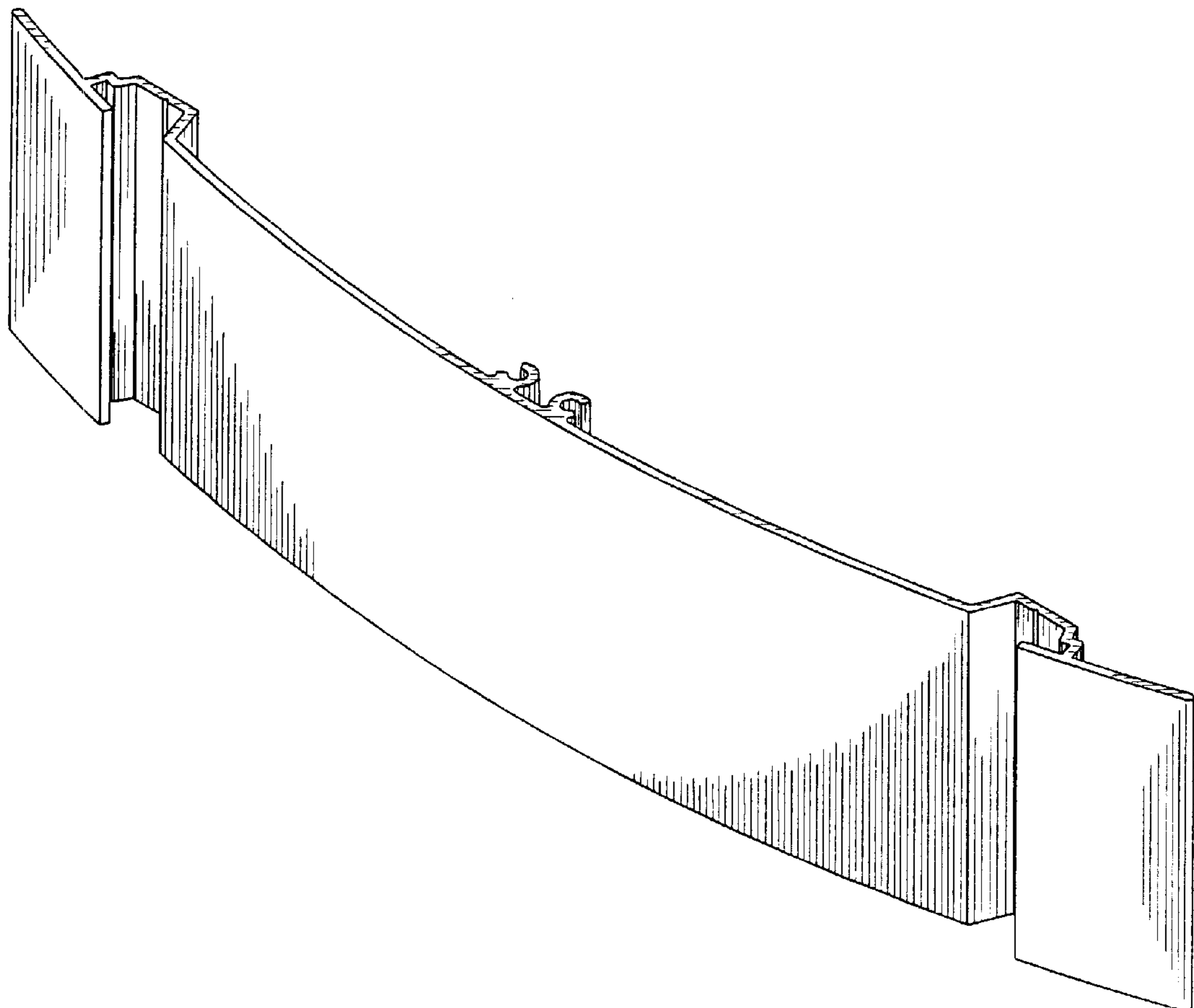
FIG. 3 is a right side view of the sign face of our new design.

The left side view is a mirror image of FIG. 3.

FIG. 4 is a rear view of the sign face of our new design; and,

FIG. 5 is a top view of the sign face of our new design. The bottom view is a mirror image of FIG. 5.

1 Claim, 2 Drawing Sheets



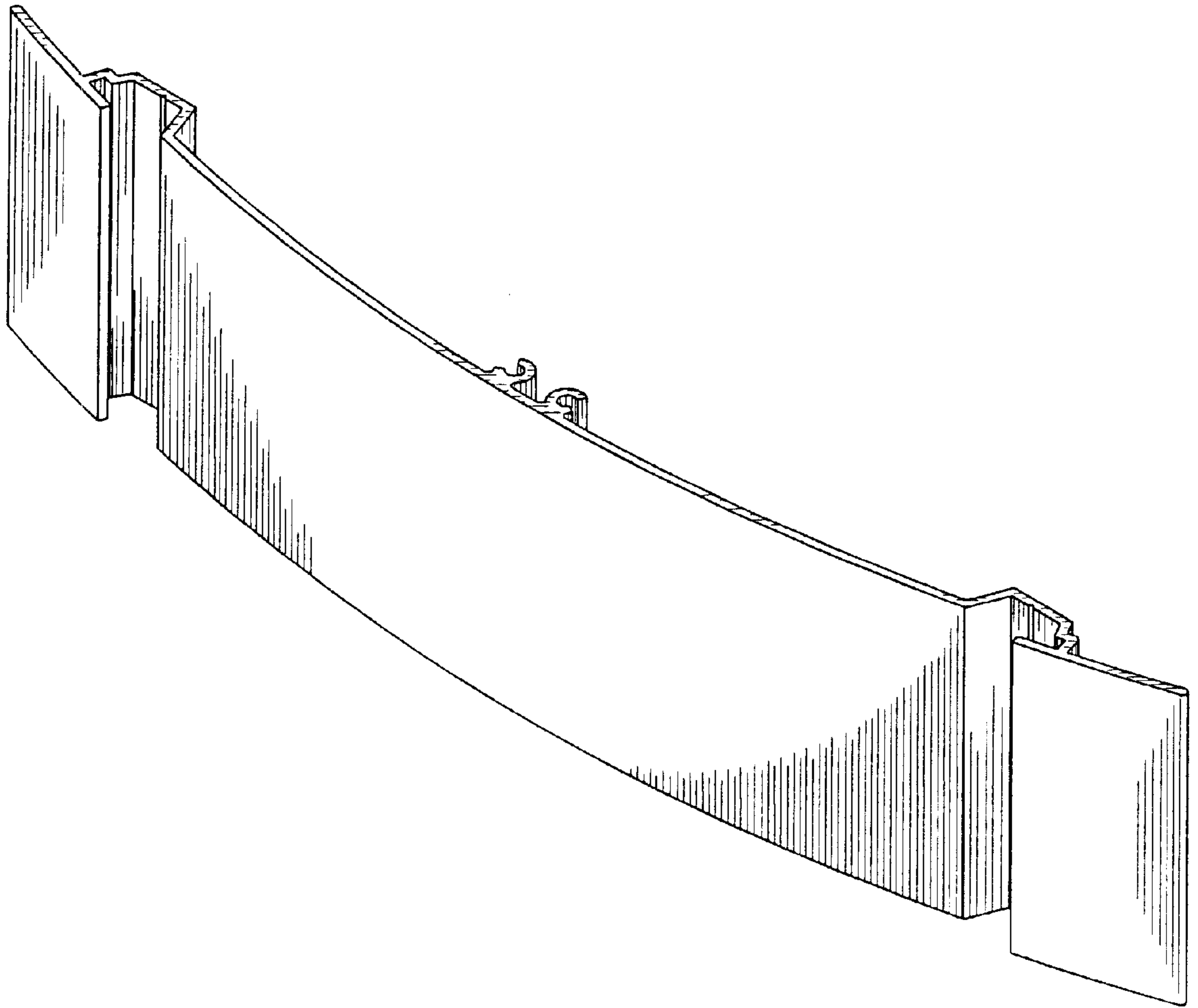


FIGURE 1




FIGURE 2




FIGURE 3

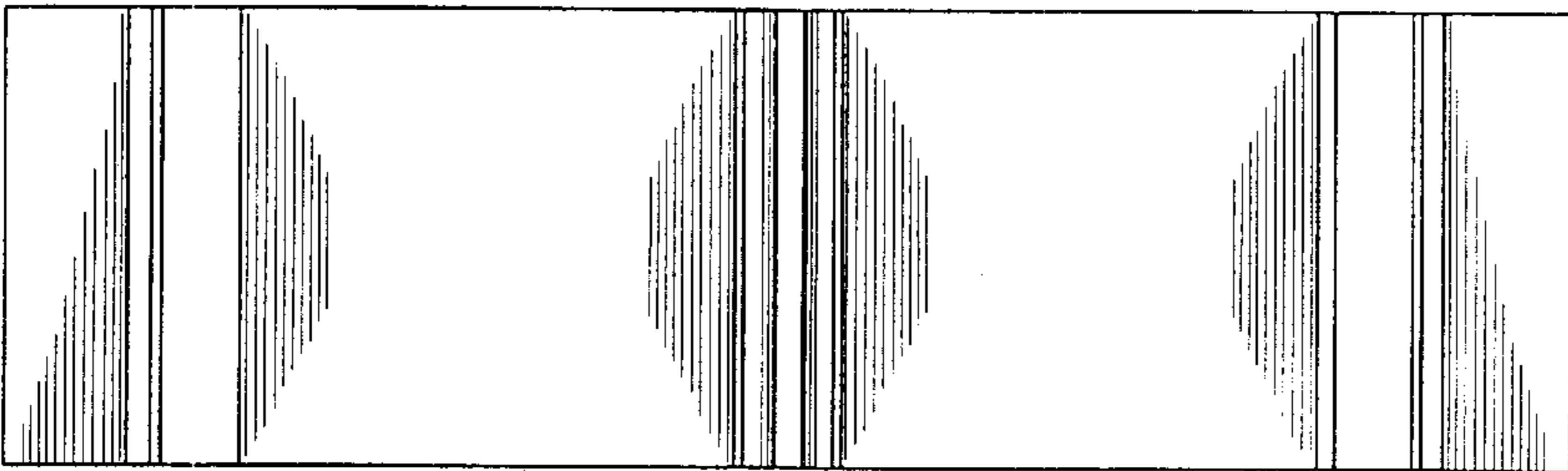


FIGURE 4

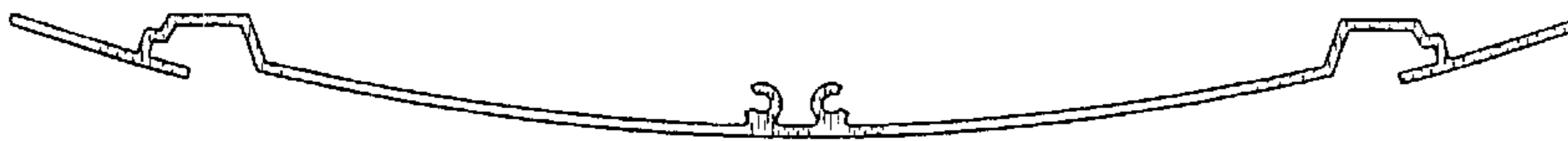


FIGURE 5